



MAIN CATALOG 2018




Welcome to ROTHENBERGER!

We at ROTHENBERGER are driven by the needs of plumbers, service technicians and installers. We develop pipe tools and machines that assist tradespeople, to ensure construction sites are always under control.

To achieve this, we see the world through your eyes, familiarise ourselves closely with your everyday work and listen to you if you provide us with suggestions or criticism. In addition, all of our new products undergo an on-site endurance test. Only if they pass this test do they make it to the market.

If you are able to complete your work cleanly, quickly, easily and profitably, and go home happy, then we have done a good job.





Focused on our users

Solutions for professionals: systems that fit.

Our system solutions extend beyond tools: the ROCASE case system is suitable for the transportation and storage of equipment. Our ROBOX packaging can be re-used as containers for consumables in the ROCASE. With our batteries, you can operate several pieces of equipment so that your construction site is never at a standstill. And the equipment management ensures that you always know where your tools are.



Service for professionals: always prepared.

The RO SERVICE+ takes care of maintenance and repairs: our Service After Sales team quickly gets equipment back up and running without any detours, because we have your tool collected where you are and also deliver it to you at the construction site, upon request.*





**People are fans of quality.
All over the world.**

Tradesmen all over the world use millions of ROTHENBERGER tools. You have a choice of over 6000 tools and machines. We endeavour to ensure that our technology, products, apps and services exceed your expectations – and therefore set standards.



We are here for you.

You can reach us through many channels – the website www.rothenberger.com, by email at info@rothenberger.com, by phone on our customer hotline and on our technical customer service hotline. Also, visit us on Facebook and YouTube!



* Complete terms and conditions at www.rothenberger.com/service. RO SERVICE+ only valid in participating countries.

rothenberger.com



**We connect people
with water and energy.
Safe. Sustainable.**



Installation	Cutting		8	1
	RODIA® Diamond-Core Drilling		34	2
	Bending		52	3
	Expanding, Extracting, Flaring		74	4
	Pressing		100	5
	Threading		122	6
	Soldering & Welding		144	7
Service & Maintenance	Testing & Leak Detection		180	8
	Freezing		192	9
	Inspection & Locating		198	10
	Flushing & Pipe Cleaning		212	11
ROWELD® Plastic Pipe Welding		248	12	
Refrigeration & Air-Conditioning Technology		272	13	
General-Purpose Tools		294	14	
Index – Alphabetical / Numeric, Legend – Abbreviations / Pictograms			342	15



* Detailed guarantee terms can be found at <https://rothenberger.com/de-de/5-jahres-umtauschgarantie>.

5 YEARS
EXCHANGE
GUARANTEE
ROTHENBERGER

Cutting

System Overview Cutting Tools	10 - 13
Cutting Metal Manual	
Tube Cutter for Copper & Steel	14 - 18
Tube Cutter for Stainless Steel (INOX) & Steel	18 - 20
Cutting Wheels & Spare Parts	21
Cutting Plastic / MSR Manual	
Plastic Pipe Shears	22 - 23
Tube Cutter for Plastic	24 - 25
Tube Cutter for MSR	25
Sawing Manual	
Hand Saws & Saw Blades	26
Sawing Electric	
Band Saws	27
Pipe Saws	28
Universal Saws	29
Saw Blades	30
Deburring, Chamfering & Calibration	
Universal Internal & External Deburrer	31
Deburrer for Metal	32
Chamfering Unit for Plastic	32
Deburrer for MSR	33



Cutting

System Overview Cutting Tools

1

Pipe Cutter Steel, Plastic, MSR

	TC 35 DURAMAG® 	TC 35 C 	TC 35 DURAMAG® MSR 	INOX TC 35 PRO DURAMAG® 	TC 42 PRO 
Working range:	Ø 6-35 mm (1/4-1.3/8")	Ø 6-35 mm (1/4-1.3/8")	Ø 6-35 mm (1/4-1.3/8")	Ø 6-35 mm (1/4-1.3/8")	Ø 6-42 mm (1/4-1.5/8")
Dimensions:	150 x 60 x 40 mm	150 x 60 x 40 mm	150 x 60 x 40 mm	150 x 60 x 40 mm	160 x 60 x 40 mm
Weight:	255 g	470 g	255 g	255 g	550 g
Extras:	Internal pipe deburrer, Spare cutter wheel	Internal pipe deburrer, Spare cutter wheel	Internal pipe deburrer, Spare cutter wheel	Internal pipe deburrer, Spare cutter wheel	Internal pipe deburrer, Spare cutter wheel
Suitable for:	Cu, Brass, Al, Thin-walled steel pipes	Refrigeration technology	PE-, PP-, PVDF-, PVC, Plastic coated pipes	Stainless steel	Cu, Brass, Al, Thin-walled steel pipes
Page	14, 15	14, 15	14, 15	14, 15	14, 15
	TC 42 PRO MSR 	TC 42 PRO PVC 	INOX TC 42 PRO 	MINICUT I PRO 	MINICUT II PRO 
Working range:	Ø 6-42 mm (1/4-1.5/8")	Ø 6-42 mm (1/4-1.5/8")	Ø 6-42 mm (1/4-1.5/8")	Ø 3-16 mm (1/8-5/8")	Ø 6-22 mm (1/4-7/8")
Dimensions:	160 x 60 x 40 mm	160 x 60 x 40 mm	160 x 60 x 40 mm	46 x 35 x 22 mm	55 x 38 x 22 mm
Weight:	550 g	550 g	550 g	110 g	125 g
Extras:	Internal pipe deburrer, Spare cutter wheel	Internal pipe deburrer, Spare cutter wheel	Internal pipe deburrer, Spare cutter wheel	Spare cutter wheel Spare axle	Spare cutter wheel Spare axle
Suitable for:	PE-, PP-, PVDF-, Plastic coated pipes	PE-, PP-, PVDF-, Plastic coated pipes	Stainless steel	Cu, Brass, Al, Thin-walled steel pipes	Cu, Brass, Al, Thin-walled steel pipes
Page	14, 15	14, 15	15, 19	16	16
	MINICUT 2000 	MINI MAX 	TUBE CUTTER 30 PRO 	TUBE CUTTER 50 PRO 	INOX TUBE CUTTER 30 PRO 
Working range:	Ø 6-22 mm (1/4-7/8")	Ø 3-28 mm (1/8-1.1/8")	Ø 3-30 mm (1/8-1.3/8")	Ø 12-50 mm (1/2-2")	Ø 3-30 mm (1/8-1.1/8")
Dimensions:	70 x 40 x 30 mm	80 x 60 x 30 mm	150 x 60 x 28 mm	175 x 75 x 30 mm	150 x 60 x 28 mm
Weight:	140 g	270 g	305 g	520 g	305 g
Extras:	Spare cutter wheel Spare axle	Spare cutter wheel Spare axle	Internal pipe deburrer, Spare cutter wheel	Internal pipe deburrer, Spare cutter wheel	Internal pipe deburrer, Spare cutter wheel
Suitable for:	Cu, Messing, Al, Thin-walled steel pipes	Cu, Messing, Al, Thin-walled steel pipes	Cu, Brass, Al, Thin-walled steel pipes	Cu, Brass, Al, Thin-walled steel pipes	Stainless steel Thin-walled steel pipes
Page	16	16	17	17	18

Pipe Cutter Steel

	Automatic Pipe Cutter sz. 1	Automatic Pipe Cutter sz. 2	Chain Pipe Cutter	ROSLICE 12 mm	ROSLICE 15 mm
					
Working range:	Ø 6-67 mm (1/4-2.5/8")	Ø 50-127 mm (2-5")	Ø 20-100 mm (1-4")	Ø 12 mm (1/2")	Ø 15 mm (5/8")
Dimensions:	240 x 110 x 50 mm	360 x 80 x 70 mm	370 x 280 x 250 mm	175 x 100 x 45 mm	175 x 100 x 45 mm
Weight:	755 g	755 g	575 g	230 g	240 g
Extras:	Internal pipe deburrer Spare cutter wheel	Internal pipe deburrer	–	–	–
Suitable for:	Cu, Brass, Al, Thin-walled steel pipes Plastic coated pipes	Cu, Brass, Al, Thin-walled steel pipes Plastic coated pipes	Cu, Brass, Al, Thin-walled steel pipes Plastic coated pipes	Cu	Cu
Page	17	17	17	18	18

	ROSLICE 18 mm	ROSLICE 22 mm	INOX TUBE CUTTER	ENORM 4"	SUPER 1.1/4"
					
Working range:	Ø 18 mm (3/4")	Ø 22 mm (7/8")	Ø 6-60 mm (1/4-2.3/8")	Ø 60-115 mm (2-4")	Ø 10-42 mm (1/8-1.1/4")
Dimensions:	175 x 100 x 55 mm	175 x 100 x 45 mm	230 x 110 x 40 mm	600 x 175 x 55 mm	270 x 80 x 35 mm
Weight:	250 g	260 g	780 g	7,105 g	1,040 g
Extras:	–	–	–	–	–
Suitable for:	Cu	Cu	Stainless steel	Steel	Steel
Page	18	18	19	20	20







	SUPER 2"	INOX SUPER 1.1/4"	INOX SUPER 2"
			
Working range:	Ø 10-60 mm (1/8-2")	Ø 10-42 mm (3/8-1.1/4")	Ø 10-60 mm (3/8-2")
Dimensions:	370 x 100 x 55 mm	280 x 110 x 40 mm	370 x 100 x 55 mm
Weight:	2,155 g	1,040 g	2,155 g
Extras:	–	–	–
Suitable for:	Steel	Stainless steel	Stainless steel
Page	20	20	20

Cutting






System Overview Cutting Tools

1

Plastic Pipe Cutter

	TC 67 PL	TC 125 PL	TC 168 PL	PLASTICUT PVC 32 mm	PLASTICUT PVC 40 mm	PLASTICUT PVC 50 mm
						
Working range:	Ø 6-67 mm (1/4-2.5/8")	Ø 50-125 mm (2-5")	Ø 110-168 mm (4.3/8-6.5/8")	Ø 32 mm	Ø 40 mm	Ø 50 mm
Dimensions:	230 x 110 x 40 mm	360 x 180 x 50 mm	390 x 220 x 50 mm			
Weight:	700 g	1,600 g	1,700 g	55 g	70 g	115 g
Extras:	Internal pipe deburrer Spare cutter wheel	Internal pipe deburrer	Internal pipe deburrer	-	-	-
Suitable for:	PE-, PP-, PEX-, PB-, PVDF-Pipes, Sound- isolated drain pipes	PE-, PP-, PEX-, PB-, PVDF-Pipes, Sound- isolated drain pipes	PE-, PP-, PEX-, PB-, PVDF-Pipes, Sound- isolated drain pipes	PVC	PVC	PVC
Page	24	24	24	25	25	25

Plastic Shears

	ROCUT® TC 26	ROCUT® TC 32	ROCUT® PS 35	ROCUT® PS 26/42 S	ROCUT® TC 42
					
Working range:	Ø 0-26 mm (0-1")	Ø 0-32 mm (0-1.1/4")	Ø 6-35 mm (1/4-1.3/8")	Ø 6-42 mm (1/4-1.5/8")	Ø 0-42mm (0-1.5/8")
Dimensions:	190 x 80 x 30 mm	210 x 60 x 30 mm	215 x 195 x 40 mm	290 x 240 x 40 mm	210 x 100 x 25 mm
Weight:	370 g	220 g	740 g	950 g	447 g
Suitable for:	PP,PE,PEX, PB, PVDF, MSR	PP,PE,PEX, PB PVDF, MSR	PP,PE,PEX, PB PVDF, MSR	PP,PE,PEX, PB PVDF, MSR	PP,PE,PEX, PB PVDF, MSR
Page	22, 23	22, 23	22, 23	22, 23	22, 23

	ROCUT® TC 50	ROCUT® TC 63	ROCUT® TC 75
			
Working range:	Ø 0-50 mm (0-2")	Ø 0-63 mm (0-2.1/2")	Ø 0-75 mm (0-3")
Dimensions:	260 x 120 x 25 mm	280 x 130 x 30 mm	480 x 165 x 35 mm
Weight:	600 g	700 g	1,740 g
Suitable for:	PP, PE, PEX, PB, PVDF, MSR	PP, PE, PEX, PB PVDF, MSR	PP, PE, PEX, PB PVDF, MSR
Page	22, 23	22, 23	22, 23

Pipe Saws



Working range:	up to Ø 6"	-
Power:	1,500 Watt (230V, 110V)	1,600 Watt (230V), 1,300 Watt (110V)
Speed:	0 - 2,200 rpm	1,000 - 2,800 rpm
Weight:	4.3 kg	3.7 kg
Hub:	26 mm	26 mm
Dimensions:	491 x 94 x 108 mm	440 x 120 x 80 mm
Saw blade holder:	Universal, U-shaft, special pipe saw blades	Quick tensioning for universal saw blades
Extras:	Chain tensioning device up to Ø 6"	-

Page

28

29

Cutting

Cutting Metal Manual

1 TUBE CUTTER 35 / 42 Pro

Proven pipe cutter for the precise cutting of pipes
 Ø 6 - 42 mm (1/4 - 1.5/8")



Product Profile

APPLICATION AREA

TC 35 / TC 42

For copper, brass, aluminium, thin-walled steel pipes
 TC 35 Ø 6 - 35 mm / TC 42 Ø 6 - 42 mm

TC 35 MSR / TC 42 Pro MSR

PE-, PP-, PVDF-, plastic coated pipes, PVC hard plastic pipes TC 35
 MSR Ø 6 - 35 mm / TC 42 Pro MSR Ø 6 - 42 mm

INOX TC 35 / INOX TC 42 Pro

Stainless steel pipes INOX TC 35 Ø 6 - 35 mm /
 INOX TC 42 Ø 6 - 42 mm

KEY FEATURES

- Optimal for confined spaces
- Quick adjustment of the working area
- Spare cutter wheel in handle
- Cuts near to flares are possible
- Retractable internal pipe deburrer
- Robust and extremely stable

**Metal casing with DURAMANT® coating:
 Robust and extremely stable!**



Always within reach

Retractable internal
 pipe deburrer

Two guide rollers with recess

Cuts near to flares

For copper and aluminium



For MSR-pipes



For INOX (Stainless Steel)-pipes



For refrigeration technology




TUBE CUTTER 35 DURAMAG® Counter Display

Counter display includes six TUBE CUTTER 35 DURAMAG®

Product Profile

KEY FEATURES

- Improved performance
- Higher stability with noticeably less weight



Constant, tight working radius of 123 mm



100% magnesium body up to 30% lighter compared to previous model!



Scope of delivery (No. 100002190): TUBE CUTTER 35, 6 - 35mm (No. 70027), Cutter wheel for TC 35, Cu-Ms-Al-Fe, 5pcs. (No. 070017D), ROBOX B2350 (No. 150002641)

Scope of delivery (No. 100002002): TUBE CUTTER 35, 6 - 35mm (70027), Internal & External Deburrer 6 - 35mm (No. 150000237), Permanent-Marker Prepare to Press (No. 150002640), ROBOX B2350 (No. 150002641)

Scope of delivery (No. 100002222): TUBE CUTTER TC 35 INOX, 6 - 35mm, DURAMAG (No. 70055), Cutter wheel for TC 35 + TC 30 Pro + TC 42 XL (No. 070056D), ROBOX B2350 (No. 150002641)

Model	mm	inch	g	kg	No.
TUBE CUTTER 35 DURAMAG® (Cu, brass, Al, thin-walled pipe)	6 - 35	1/4" - 1.3/8"	255	1	4 70027
TUBE CUTTER 35 + CUTTER WHEEL SET, ROBOX 5	6 - 35	1/4" - 1.3/8"	360	1	20 100002190 *
Handtool Set Prepare to Press	6 - 35	1/4" - 1.3/8"	460	1	20 100002002
TUBE CUTTER 35 DURAMAG® Display	6 - 35	1/4" - 1.3/8"	1,700	1	6 070027DB
TUBE CUTTER 35 C (for refrigeration)	6 - 35	1/4" - 1.3/8"	470	1	4 070027C
TUBE CUTTER 35 DURAMAG® MSR	6 - 35	1/4" - 1.3/8"	255	1	4 70108
INOX TUBE CUTTER 35 PRO DURAMAG® (Stainless steel)	6 - 35	1/4" - 1.3/8"	255	1	4 70055
INOX TUBE CUTTER 35 + CUTTER WHEEL SET, ROBOX 5	6 - 35	1/4" - 1.3/8"	500	1	20 100002222
TUBE CUTTER 42 PRO (Cu, brass, thin-walled steel pipe)	6 - 42	1/4" - 1.5/8"	550	1	4 70029
TUBE CUTTER 42 PRO MSR	6 - 42	1/4" - 1.5/8"	550	1	4 70109
TUBE CUTTER 42 PRO PVC	6 - 42	1/4" - 1.5/8"	550	1	4 70072
INOX TUBE CUTTER 42 PRO (Stainless steel)	6 - 42	1/4" - 1.5/8"	550	1	4 70070

* ROBOX System p. 340

TUBE CUTTER 42 XL

Pipe cutter for the precise cutting of metal pipes Ø 6 - 42 mm (1/4 - 1.5/8")

Product Profile

APPLICATION AREA

- New cutter wheel: 20x more cuts**
- Suitable for thin-walled pipes starting at a wall thickness of 0.5 mm
- Quick adjustment of the pipe diameter by easy turning of the adjustment knob
- Spare cutter wheel in handle compartment
- Retractable internal pipe deburrer

KEY FEATURES

Application area: For copper, brass, aluminium, stainless steel and thin-walled steel pipes Ø 6 - 42 mm with a wall thickness of up to 1.2 mm

** Stainless steel compared to TC 42 Pro

Model	kg	No.
TUBE CUTTER 42 XL	0.5	100001748
Spare cutter wheel (contains 5 pcs.)	0.02	070056D



Cutting

Cutting Metal Manual

1 ROTRAC 28 / 42

High-precision pipe cutter,
Ø 3 - 42 mm (1/8 - 1.5/8")



KEY FEATURES

- Constant working radius
- Cast aluminium design
- Protection of the cutter wheel with the rolling stop
- Retractable internal deburrer and spare cutter wheel in handle
- Protected screw spindle – protection against dirt and jamming

Model	mm	inch	g	No.
ROTRAC 28	3 - 28	1/8 - 1.1/8"	220	70010
ROTRAC 42	6 - 42	1/4 - 1.5/8"	255	70011
Spare cutter wheel (3 pcs.) Cu, Al, brass			20	070007D
Spare axle			5	70080

MINICUT I PRO / II PRO

Copper pipe cutter Ø 3 - 22 mm
(1/8 - 7/8")



Ideal for maintenance and repair work!



KEY FEATURES


- For copper, brass, aluminium, thin-walled steel pipes
- Handy design with small working radius (38 mm and/or 1.1/2" I PRO/42 mm and/or 1.5/8" II PRO) allows use in hard-to-reach places
- Effortless pressure control with the large knurled knob and handy design
- Two guide rollers with recess for cuts near flares
- Monoblock design allows delivery precision

Model	mm	inch	g	No.
MINICUT I PRO	3 - 16	1/8 - 5/8"	115	70401
MINICUT II PRO	6 - 22	1/4 - 7/8"	125	70402
Spare cutter wheel			20	070017D
Spare axle			5	70041

MINICUT 2000

Copper pipe cutter Ø 3 - 22 mm
(1/8 - 7/8")

Ergonomic design of body and knob with seating surface for the hand during turning



KEY FEATURES


- For copper, brass, aluminium, thin-walled steel pipes
- Handy design with small working radius (45 mm and/or 1.3/4") allows use in hard-to-reach places
- Effortless pressure control with the large knurled knob and handy design
- Two guide rollers with recess for cuts near flares

Model	mm	inch	g	No.
MINICUT 2000	6 - 22	1/4 - 7/8"	140	70105
Spare cutter wheel			20	070017D
Spare axle			5	70041

MINI MAX

Copper pipe cutter Ø 3 - 28 mm
(1/8 - 1.1/8")

Ergonomic design of body and knob with seating surface for the hand during turning



Scope of delivery (No. 1000002191): Minicut I Pro pipe cutter, 3 - 16mm (No. 70401), MINI MAX pipe cutter, 3 - 28mm (No. 70015), ROBOX B2350 (No. 1500002641)

KEY FEATURES

- For copper, brass, aluminium, thin-walled steel pipes
- Handy design with very small working radius (58 mm and/or 2.1/4") allows use in hard-to-reach places
- Effortless pressure control with the large knurled knob and handy design
- Two guide rollers with recess for cuts near flares

Model	mm	inch	g	No.
MINI MAX	3 - 28	1/8 - 1.1/8"	270	70015
MINICUT I PRO + MINI MAX, ROBOX				1000002191*
Spare cutter wheel			20	070017D
Spare axle			5	70041

* ROBOX System p. 340

TUBE CUTTER 30 PRO / 50

Copper pipe cutter Ø 3 - 50 mm (1/8 - 2")

KEY FEATURES

- For copper, brass, aluminium, thin-walled steel pipes
- Two guide rollers with recess for cuts near flares
- Retractable internal deburrer and spare cutter wheel in handle



Model	mm	inch	g		No.
TUBE CUTTER 30 PRO	3 - 30	1/8 - 1.3/8"	305	1 4	71019
TUBE CUTTER 50	12 - 50	1/2 - 2"	520	1 4	70065

Model	g		No.
Spare cutter wheel (5 Pcs.)	20	1	070017D
Spare axle	5	1	70041

Automatic Ratchet Telescopic Pipe Cutter

Telescopic pipe cutter Ø 6 - 67 mm (1/4 - 2.5/8")

KEY FEATURES

- For copper, brass, aluminium, thin-walled steel pipes, as well as plastic coated pipes
- Retractable internal deburrer and spare cutter wheel in handle
- Monoblock design
- Quick adjustment with the ratchet telescopic guide with automatic spring-driven release
- Self-clamping prevents release due to quick adjustment during the cutting process



Model	mm	inch	g	No.
Sz. 1	6 - 67	1/4 - 2.5/8"	755	70030
Sz. 1 Spare deburring blade			5	21652
Sz. 1 Spare cutter wheel (5 Pcs.)			20	070017D
Sz. 2 Spare cutter wheel (2 Pcs.)			20	070057D
Sz. 2 Spare deburring blade			5	21652


Model	mm	inch	g	No.
Size 2	50 - 127	2 - 5"	1,850	70142
Size 1 Spare axle			20	70042
Size 1 Spare deburrer complete			5	750004100
Size 2 Spare axle			5	751004200

Chain Pipe Cutter

For pipes Ø 20 - 100 mm (1 - 4")

KEY FEATURES


- For copper, brass, aluminium, thin-walled steel pipes, as well as plastic coated pipes
- Ideal for working in confined spaces, e.g. parallel-running pipes
- Stable chain with 15 mini cutter wheels, two-step adjustment, chrome plated with plastic covered handles



Model	mm	inch	g	No.
Chain pipe cutter	20 - 100	1 - 4"	575	70285
Spare cutter wheel chain			180	70286

ACCESSORIES

Model		No.
Internal / External deburrer, Ø 6 - 35 mm	31	150000237
Internal / External deburrer, Ø 10 - 54 mm	31	150000236
GRATFIX	32	21655
UNIGRAT	32	21660
Spare cutter wheels	21	



Cutting


Cutting Metal Manual

1 ROSLICE® Copper pipe cutter Ø 12 - 22 mm (1/2 - 1.1/8")



Ergonomic form

Less space needed, ideal for hard-to-reach places



Pipe cutting possible near the wall



Indicates rotating direction

Quick cutting with just a few turns

KEY FEATURES

- Quick cutting of copper pipes with less turns
- No deformation of the pipe: self-clamping and self-alignment
- Less space required, ideal for hard-to-reach places
- Reliable hold with the non-slip surface

Self-clamping and self-alignment

Prevents the deformation of the pipe

Non-slip surface

Reliable grip

Model	mm/inch		g	No.
ROSLICE®	12 mm	1	240	88812
ROSLICE®	15 mm	1	230	88815
ROSLICE®	18 mm	1	260	88818
ROSLICE®	22 mm	1	250	88822
Spare cutter wheel	1/2", 12 mm	5	36.3	088840D
Spare cutter wheel	5/8"-7/8", 15-22 mm	5	34.6	088841D
Spare cutter wheel	1/2"-3/4", 18 mm	5	37.4	088842D

INOX TUBE CUTTER 30 PRO


Stainless steel pipe cutter Ø 3 - 30 mm (1/8 - 1.1/8")
for the precise cutting of stainless steel pipes

INOX



2 guide rollers with recess

Cut near flares



Precise cutting of stainless steel pipes



Internal deburrer

Retractable

Cutter wheel compartment

Spare cutter wheel always within reach

KEY FEATURES

- Retractable internal deburrer and spare cutter wheel in handle
- Two guide rollers with recess for cuts near flares

Model	mm	inch	g		No.
INOX TC 30 PRO	3 - 30	1/8 - 1.1/8"	305	4	71085
Spare cutter wheel (5 pcs.)			20	1(5)	070056D
Spare axle			5		70041

INOX TUBE CUTTER

Ratchet telescopic pipe cutter Ø 6 - 60 mm (1/4 - 2.3/8") for the precise cutting of stainless steel pipes

KEY FEATURES

- Quick adjustment with the ratchet telescopic guide with automatic spring-driven release

12 x ball bearings!

Model	mm	inch	g	No.	
INOX TUBE CUTTER	6 - 60	1/4 - 2.3/8"	305	4	70340
INOX TUBE CUTTER + CUTTER WHEEL SET, ROBOX					1 1000002192*
Spare cutter wheel			20	1(2)	70341

* ROBOX System p. 340



INOX TUBE CUTTER 35 / 42 PRO

Proven pipe cutter Ø 6 - 42 mm (1/4 - 1.5/8") for the precise cutting of stainless steel pipes

KEY FEATURES

- Hardened, special cutter wheel made of high-alloyed steel
- External burr-free cutting
- Stainless steel guide rollers
- Stainless steel guide rolls, cuts near flares possible
- Optimum use in tight places
- Quick adjustment of the working area
- Retractable pipe internal deburrer
- Robust and extremely stable

Model	mm	inch	g	No.	
INOX TC 35	6 - 35	1/4 - 1.3/8"	440		70055
INOX TUBE CUTTER + Cutter wheel set, ROBOX					5 1000002222*
INOX TC 42 PRO	6 - 42	1/4 - 1.5/8"	510		70070

* ROBOX System p. 340

Scope of delivery (No. 100002222): TUBE CUTTER 35, INOX (No. 70055), cutter wheel f. TC 35 + TC 30 PRO + TC 42 XL, 5 pcs. (No. 070056D), ROBOX B2350 (No. 1500002641)

INOX



Model	g	No.
Spare cutter wheel (5 pcs.)	20	070056D
Spare deburring blade	10	21652

TUBE CUTTER CSST

Pipe cutter for the precise cutting of corrugated INOX pipes Ø 10 - 42 mm (3/8" - 1.5/8")


KEY FEATURES

- Stability provided by two wide rubber rollers
- Quick adjustment to the pipe diameter
- Spare cutter wheel in handle compartment

APPLICATION AREA

Corrugated pipes with a wall thickness of up to 0.2 mm

Model	kg	No.
TUBE CUTTER CSST 42 mm	0.5	100001747
Cutter wheel CSST pipe (contains 5 pcs.)		100002077



Cutting

Cutting Metal Manual

1

ENORM 4"

Steel pipe cutter Ø 60 - 115 mm (2 - 4")



KEY FEATURES

- Wide rollers for secure guiding of cutter wheel on pipe
- Easy pressure control for optimum force transmission onto the pipe

KEY FEATURES

- Long service life with the hardened cutter wheel made of high alloy steel
- Burr-free cutting allows immediate thread cutting

Thread for handle



Handle (included in delivery)



Model	mm	inch	g	No.	Model	g	No.
ENORM 4"	60 - 115	2 - 4"	7105	70060	Spare axle	5	70064
Spare cutter wheel (2 pcs.)			20	070061D			

SUPER 1.1/4" and 2"

Stainless steel pipe cutter Ø 10 - 60 mm (1/8 - 2")

KEY FEATURES (SUPER/INOX SUPER)

- Wide rollers for secure guiding of cutter wheel on pipe
- Easy pressure control for optimum force transmission onto the pipe

INOX SUPER 1.1/4" and 2"

Stainless steel pipe cutter Ø 10 - 60 mm (1/8 - 2")

KEY FEATURES (SUPER/INOX SUPER)

- Long service life with the hardened cutter wheel made of high alloy steel
- Burr-free external cutting allows for immediate thread cutting

Precise cutting of stainless steel pipes




INOX



Model	mm	inch	g	No.	Model	mm	inch	g	No.
SUPER 1.1/4"	10 - 42	1/8 - 1.1/4"	1,040	70040	INOX SUPER 1.1/4"	10 - 42	1/8 - 1.1/4"	1,040	70086
SUPER 2"	10 - 60	1/8 - 2"	2,155	70045	INOX SUPER 2"	10 - 60	1/8 - 2"	2,155	70087
1.1/4" Spare cutter wheel (3 pcs.)			20	070046D	1.1/4" Spare cutter wheel (2 pcs.)			20	070088D
1.1/4" Spare axle			5	701011500	1.1/4" Spare axle			5	701011500
2" Spare cutter wheel (3 pcs.)			20	070051D	2" Spare cutter wheel (2 pcs.)			20	070089D
2" Spare axle			5	70053	2" Spare axle			5	70053

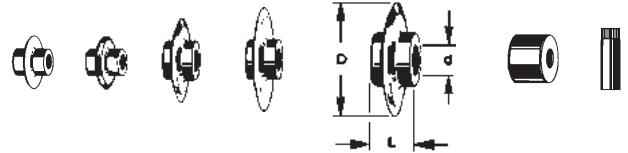
ACCESSORIES



Model	No.
Internal / External deburrer, Ø 6 - 35 mm	31 150000237
Internal / External deburrer, Ø 10 - 54 mm	31 150000236
GRATFIX	32 21655
UNIGRAT	32 21660
Spare cutter wheels	21

Pipe Cutters, Cutting Wheels and Spare Parts

Only original ROTHENBERGER Cutting wheels made of high-alloyed hardened steel guarantee an exact, right-angled cut



1



Pipe cutter type	Model for pipe - Ø	No.	Cutting wheel No.	Sizes d, L, D mm		Cutting depth	Spare axle No.	Ø mm Length mm Thread	Spare roller No.	Deburring blade No.	Application area	
MINICUT I PRO MINICUT II PRO	3 - 16 mm	70401	070017D	4.8 / 5.90 / 18.5	5	3.0	70041	4.7 / 14 / M3	70023	-	Copper pipe (Cu), Brass pipe (Ms), Aluminium pipe (Al), thin-walled Steel pipe (Fe), PVC hard plastic pipe Plastic coated pipe	
	6 - 22 mm	70402	070017D	4.8 / 5.90 / 18.5	5	3.0	70041	4.7 / 14 / M3	70023	-		
MINICUT 2000	6 - 22 mm	70105	070017D	4.8 / 5.90 / 18.5	5	3.0	70041	4.7 / 14 / M3	-	-		
MINIMAX	3 - 28 mm	70015	070017D	4.8 / 5.90 / 18.5	5	3.0	70041	4.7 / 14 / M3	-	-		
TUBE CUTTER 30 PRO	3 - 30 mm	71019	070017D	4.8 / 5.90 / 18.5	5	3.0	70041	4.7 / 14 / M3	70067	-	Copper pipe (Cu), Brass pipe (Ms), Aluminium pipe (Al), thin-walled Steel pipe (Fe), PVC hard plastic pipe Plastic coated pipe	
TUBE CUTTER 35 + 35 C TUBE CUTTER 42 PRO	6 - 35 mm 6 - 42 mm	070027(C) 70029	070017D 070017D	4.8 / 5.90 / 18.5 4.8 / 5.90 / 18.5	5 5	3.0 3.0	70041 70041	4.7 / 14 / M3 4.7 / 14 / M3	70067 70067	21652 21652		
TUBE CUTTER 35 MSR TUBE CUTTER 42 PRO MSR	6 - 35 mm	70108	070188D	4.8 / 5.90 / 19.3	5	4.0	70041	4.7 / 14 / M3	70067	21652	Multi-layered composite pipe	
	6 - 42 mm	70109	070188D	4.8 / 5.90 / 19.3	5	4.0	70041	4.7 / 14 / M3	70067	21652		
TUBE CUTTER 50	12 - 50 mm	70065	070017D	4.8 / 5.90 / 18.5	5	3.0	70006	4.7 / 16 / M4	-	-		
AUTOMATIK Pipe Cutter	Size 1 6 - 67 mm	70030	070017D	4.8 / 5.90 / 18.5	5	3.0	70042	4.7 / 16 / M4	-	21652	Cu, Ms, Al, Fe thin-walled	
		70031	070028D	4.8 / 5.90 / 23.6	3	7.0	70042	4.7 / 16 / M4	-	21652	PE-, PP-, VPE, PB- and PVDF pipes	
		70142	070057D	8.0 / 14.0 / 29.0	2	7.0	751004200	7.9 / 23.5 / 1/4"	-	21652	thin-walled Cu, Ms, Al, Fe	
	Size 2 50 - 127 mm	055054D	8.0 / 13.0 / 40.0	3	13.0	751004200	7.9 / 23.5 / 1/4"	-	21652	PE-, PP-, VPE, PB- and PVDF pipes		
		055053D	8.0 / 13.0 / 30.5	2	8.0	751004200	7.9 / 23.5 / 1/4"	-	21652	thin-walled PP pipes		
		055074D	8.0 / 11.0 / 45.0	2	16.0	751004200	7.9 / 23.5 / 1/4"	-	21652	PE-, PP-, VPE, PB- and PVDF pipes		
	Size 3 100 - 168 mm	70033	055074D	8.0 / 11.0 / 45.0	2	16.0	751004200	7.9 / 23.5 / 1/4"	-	21652	PE-, PP-, VPE, PB- and PVDF pipes	
		055053D	8.0 / 11.0 / 30.5	2	8.6	751004200	7.9 / 23.5 / 1/4"	-	21652	thin-walled PP pipes		
	TUBE CUTTER 28	3 - 28 mm	70010	070007D	4.8 / 3.0 / 16.0	3	2.5	70080 + 70081	4.7 / 9 / SR	80679	-	Cu, Ms, Al, Fe thin-walled.
	TUBE CUTTER 42	3 - 42 mm	70011	070007D	4.8 / 3.0 / 16.0	3	2.5	70080 + 70081	4.7 / 9 / SR	80679	-	Cu, Ms, Al, Fe thin-walled.
TUBE CUTTER 42 PRO PVC	6 - 42 mm	70072	070028D	4.8 / 5.90 / 23.6	3	7.0	70041	4.7 / 14 / M3	70067	-	PE-, PP-, VPE, PB- and PVDF pipes	
Steel Pipe Cutter SUPER	1/8" - 1.1/4"	70040	070046D	7.5 / 14.0 / 25.7	3	5.5	70048	7.4 / 30 / -	70047	-	Steel pipe	
	1/8" - 2"	70045	070051D	9.0 / 17.0 / 31.5	3	6.0	70053	8.9 / 35 / -	70052	-	Steel pipe	
Steel Pipe Cutter ENORM	2" - 4"	70060	070061D	9.7 / 20.0 / 41.0	2	8.0	70064	9.4 / 52 / -	70063	-	Steel pipe	
INOX TUBE CUTTER 30 PRO	3 - 30 mm	71085	070056D	4.8 / 5.9 / 18.5	5	5.5	70041	4.7 / 14 / M3	70068	-	Stainless steel pipe	
INOX TUBE CUTTER	10 - 54 mm	70340	70341	5.0 / 21.0 / 30.0	2	3.5	70041	4.7 / 14 / M3	70068	21652	Stainless steel pipe	
INOX TUBE CUTTER 35 INOX TUBE CUTTER 42 PRO	6 - 35 mm	70055	070056D	4.8 / 5.90 / 18.5	5	4.0	70041	4.7 / 14 / M3	70068	21652	Stainless steel pipe	
	6 - 42 mm	70070	070056D	4.8 / 5.90 / 18.5	5	4.0	70041	4.7 / 14 / M3	70068	21652	Stainless steel pipe	
INOX SUPER	1/8" - 1.1/4"	70086	070088D	4.8 / 5.90 / 19.3	2	4.0	70048	7.4 / 30 / -	70047	-	Stainless steel pipe	
	1/8" - 2"	70087	070089D	9.0 / 19.0 / 31.5	2	7.0	70053	8.9 / 35 / -	70052	-	Stainless steel pipe	
Chain Pipe Cutter	100 mm	70285	-	4.0 / 3.80 / 17.8	-	3.0	-	-	-	Spare chain 70286	Cu, Ms, Al, Fe thin-walled	

Cutting

Cutting Plastic / MSR Manual

1 ROCUT®

Plastic pipe shears up to Ø 75 mm (3")

The ROTHENBERGER plastic pipe shears for the highest quality requirements. Knife blades deliver clean and straight cuts on pipe diameters up to 75 mm and especially for all the current plastic types

used in installations. The aluminium construction guarantees precise operation and long professional service use.

Product Profile

APPLICATION AREA

For precise cutting of PP, PE, PEX, PB, PVC and PVDF pipes up to Ø 75 mm

KEY FEATURES

- Minimum effort during cutting
- Precise right-angled cuts
- Pin-point precision without deformation
- Precise pressure transfer and guided cutter feed
- Automatic, controlled opening of the blade at the push of a button

KEY FEATURES

- Secure grip with the rubberised handles
- Shear arms lockable in transport position

TECHNICAL DATA

ROCUT® Professional:

TC 42: Ø 0 - 42 mm

TC 50: Ø 0 - 50 mm

TC 63: Ø 0 - 63 mm

TC 75: Ø 0 - 75 mm

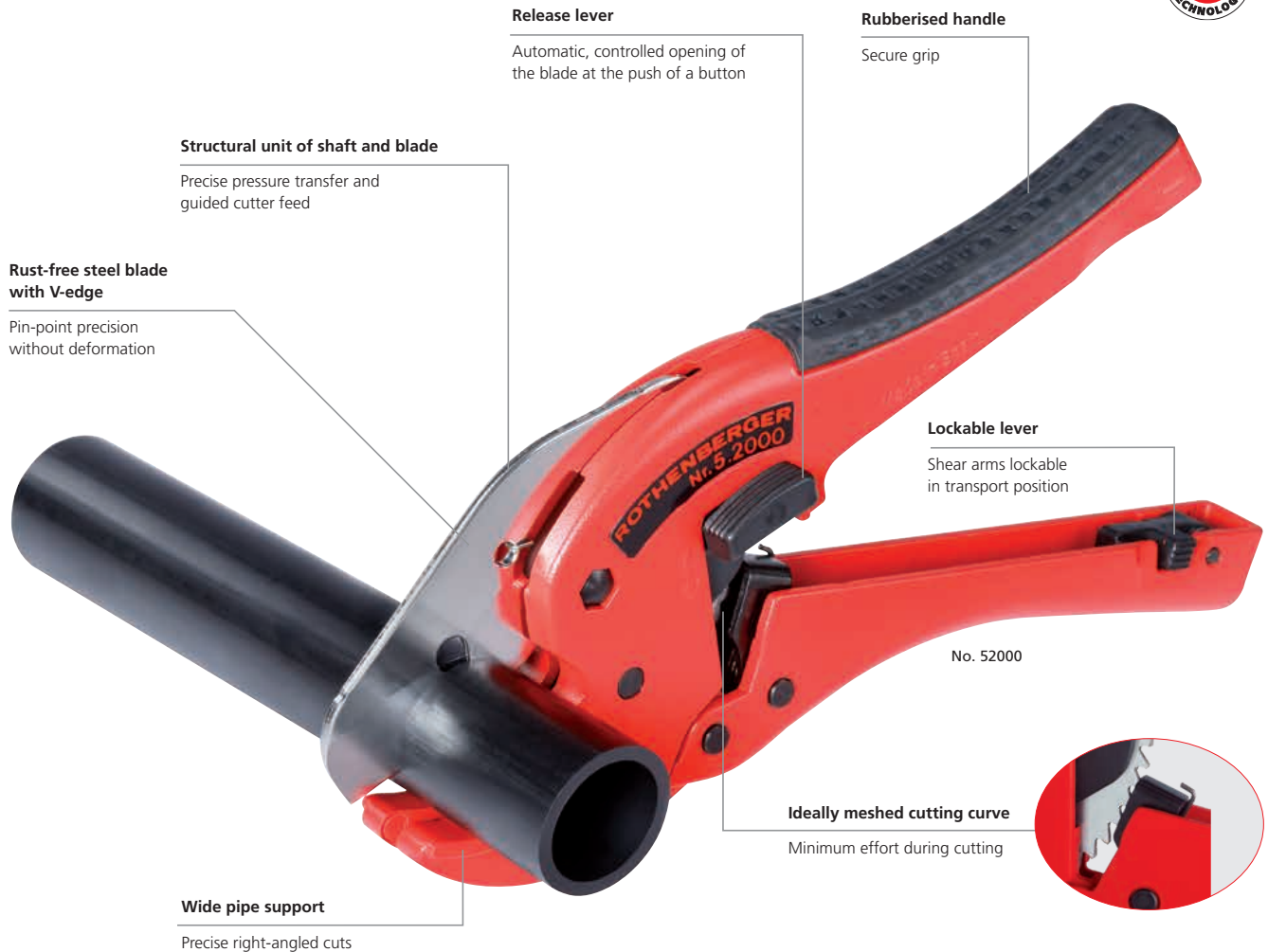
ROCUT® Standard:

TC 26: Ø 0 - 26 mm

TC 32: Ø 0 - 32 mm

PS 35: Ø 6 - 35 mm

PS 26/42: Ø 6 - 42 mm



Scope of delivery (No. 100002193):
ROCUT TC 42, 0 - 42mm (52000), ROBOX
B2650 (1500002763)



ROCUT® TC 50 / TC 75 Professional

Plastic pipe shears up to Ø 75 mm (3")



No. 52010



No. 52015

ROCUT® TC 26 / TC 32 PS 26 / PS 42 S / PS 35 S

Plastic pipe shears up to Ø 42 mm (1.5/8")
(TC 32 for multi-layer composite pipes MSR)



No. 52005



No. 52040

ROCUT® TC 63 Professional

Plastic pipe shears up to Ø 63 mm (2.1/2")
(TC 63 Professional for PVC pipes)



No. 55005 / No. 55015

Model	mm	inch	g			No.
ROCUT® TC 26	0 - 26	0 - 1"	370	1	4	52005
ROCUT® TC 32	0 - 32	0 - 1.1/4"	220	1	4	52040
ROCUT® PS 35	6 - 35	1/4 - 1.3/8"	740	1	20	55005
ROCUT® PS 26 / 42 S adjustable	6 - 42	1/4 - 1.5/8"	950			55015
ROCUT® TC 42 Professional	0 - 42	0 - 1.5/8"	447	1	4	52000
ROCUT® TC 42 Professional, ROBOX 5	0 - 42	0 - 1.5/8"	590	1	12	1000002193*
ROCUT® TC 50 Professional	0 - 50	0 - 2"	600	1	4	52010
ROCUT® TC 63 Professional	0 - 63	0 - 2.1/2"	700	1		52030
ROCUT® TC 75 Professional	0 - 75	0 - 3"	1,600	1		52015

* ROBOX System p. 340

ACCESSORIES



Model	mm	inch	g		No.
Spare stainless steel blade for TC 32	0 - 32	0 - 1.1/4"	120	1	52041
Spare stainless steel blade for PS 35 S	6 - 35	1/4 - 1.3/8"	30	1	55006
Spare stainless steel blade for PS 26 / 42 S	6 - 42	1/4 - 1.5/8"	60	1	55007
Spare stainless steel blade for TC 42 Professional	0 - 42	0 - 1.5/8"	120	1	52042
Spare stainless steel blade for TC 50 Professional	0 - 50	0 - 2"	120	1	52011
Spare stainless steel blade for TC 63 Professional	0 - 63	0 - 2.1/2"	130	1	52031
Spare stainless steel blade for TC 75 Professional	0 - 75	0 - 3"	190	1	52016

Cutting

Cutting Plastic / MSR Manual

1 TUBE CUTTER 67 / 125 / 168 PL Automatic

Telescopic ratchet pipe cutter
 Ø 6 - 168 mm (1/4 - 6.5/8")



Product Profile

APPLICATION AREA

For precise cutting of PP, PE, PEX, PB and PVDF pipes as well as sound-insulated drain pipes

KEY FEATURES

- Maximum strength with the monoblock aluminium construction
- Optimum, fatigue-free operation with the ergonomically optimised metal handle
- Fast adjustment on the tubes outer diameter with the telescopic ratchet guide
- Fast opening with automatic retraction
- Internal pipe deburrer retracts into cutter body
- Hardened, specially-sharpened cutter wheels

TECHNICAL DATA

TC 67 PL:	6 - 67 mm	1/4 - 2.5/8"
TC 125 PL:	50 - 125 mm	2 - 5"
TC 168 PL:	110 - 168 mm	4.3/8" - 6.5/8"



No. 70033



No. 070031D

Removable internal pipe deburrer



Model	mm	inch	Cutting-depth	kg		No.
TC 67 PL	6 - 67	1/4 - 2.5/8"	7.0	0.7	1	70031
TC 125 PL	50 - 125	2 - 5"	13.0	1.6	1	70032
TC 168 PL	110 - 168	4 - 6.5/8"	16.0	1.7	1	70033
Counter display TC 67 PL					1 (4)	070031D
Cutting Wheels, Spare Parts						21

Jacket Pipe Cutter

For cutting of grooved plastic protective pipe (corrugated hose) up to 32 mm

KEY FEATURES

- Ideal tool for the removal of the protective hose on pipes
- Very robust and can be used everywhere
- Simple and precise use
- Saves huge amounts of time in comparison to conventional use of a blade



Model	mm	No.
Jacket pipe cutter	0 - 32 mm	21500
Spare blade ROCUT PPD		21505

TUBE CUTTER 35 MSR / 42 PRO MSR/ 42 PRO PVC

Telescopic pipe cutter Ø 6 - 42 mm (1/4 - 1.5/8")

Product Profile

APPLICATION AREA

TUBE CUTTER 35 MSR and 42 PRO MSR for multi-layer composite pipes TUBE CUTTER 42 PRO PVC for PVC pipes

KEY FEATURES

- Space-saving work, also in confined spaces, uniform, small working radius of 123 mm
- Right-angled and burr-free cutting with precise telescopic guidance
- Fast and simple adjustment of the working range due to the feed being synchronised with the feeder rotation
- Optimum, fatigue-free operation with the optimised ergonomic handle
- Only one tool for cutting and deburring, integrated, retractable internal pipe deburrer
- Spare cutter wheel in the handle

Model	mm	inch	g	mm	No.
TC 35 MSR	6 - 35	1/4 - 1.3/8"	440	1 10	70108
Spare cutter wheel TC 35/42 MSR			19	1 5	070188D

TECHNICAL DATA

TC 35 MSR:	6 - 35 mm	1/4 - 1.3/8"
TC 42 PRO MSR:	6 - 42 mm	1/4 - 1.5/8"
TC 42 PRO PVC:	6 - 42 mm	1/4 - 1.5/8"



Model	mm	inch	g	mm	No.
TC 42 PRO MSR	6 - 42	1/4 - 1.5/8"	510	1 10	70109
TC 42 PRO PVC	6 - 42	1/4 - 1.5/8"	510	1 4	70072
Spare cutter wheel TC 42 PVC			10	3	070028D

PLASTICUT PVC

For quick, clean and right angled cuts on PVC pipes

KEY FEATURES

- Fast Cut: Quick cutting with just a few turns
- Flexible casing, allows cutting on smaller diameters
- Less space required, ideal for hard-to-reach places
- No deformation of the pipe: self-clamping and self-alignment
- Readjustment not necessary

- No deformation of the pipe!
- No fraying of the cut edge!
- Chipless pipe cutting!




Fig. PLASTICUT PVC



Instructions:
Click PLASTICUT on the pipe, gently press closed and then turn PLASTICUT around the pipe (please pay attention to the direction of rotation!).

Model	mm	No.
PLASTICUT PVC	32 mm	59035
PLASTICUT PVC	40 mm	59042
PLASTICUT PVC	50 mm	59050
Spare blade plastic type A (3 pcs.)		
10 mm, 15 mm, 20 mm, 22 mm, 32 mm, 40 mm, 50 mm		59000
PLASTICUT Plus, MSR	16 mm	88716
PLASTICUT Plus, MSR	20 mm	88720
PLASTICUT Plus, MSR	26 mm	88726
PLASTICUT Plus, MSR	32 mm	88732
PLASTICUT Plus Set, MSR	16 - 20 - 25/26 mm	88700
PLASTICUT Plus Set, MSR	16 + 20 mm	88701
Cutter wheel PLASTICUT Plus MSR	16 - 32 mm	88777

Cutting


Sawing Manual

1 ROBO Super

Safety saw frame

- Reduces accidents: safety handle with exact guidance
- Room for spare blades in holder
- Optimum saw blade tensioning: quick tensioning device with fine adjustment integrated in handle
- Ideal for cutting in confined spaces: 90° rotatable




Model	Clamping width mm	 g	No.
ROBO Super saw frame including saw blade HSSE 4 Plus (No. 71213)	300	680	71206

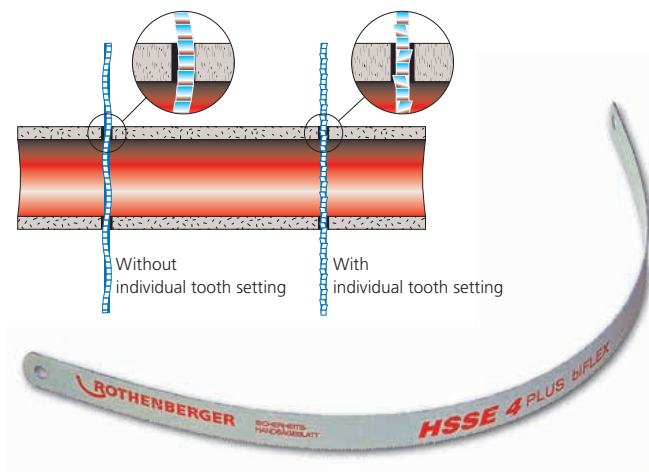
Metal Saw Frame

- Solid design, massive, stable holder
- With cross-slotted squared clamping elements
- Reliable captive blade holding pin
- Firm wooden handle

Cross-slotted squared clamping piece



Model	Clamping width mm	 g	No.
Metal saw frame without saw blade	300	530	300013




At ROTHENBERGER hand saw blades with single offset teeth cuts free the hand saw blade optimally. Jamming in the workpiece is prevented. Therefore: the working rhythm is maintained, less effort is needed and there is a higher cutting performance.

ROBO Mini

Small saw frame


- Handle with ergonomic form enables powerful sawing in tight spaces
- Large dimension tightening screw




Model	Clamping width mm	 g	No.
ROBO Mini including UNIVERSAL saw blade (No. 71217)	150	160	71222

UNI Small Saw "PUK"

- For sawing all materials, small and handy, good cutting performance



Model	Clamping width mm	 g	No.
PUK static, with UNIVERSAL saw blade	150	100	842100
PUK adjustable, with UNIVERSAL saw blade (w. App.)	150	140	71215
UNIVERSAL saw blade for metal	150 (32 ZpZ)	20	71217
Saw blade for wood	150 (14 ZpZ)	20	71216




HSSE 4 Plus

Bimetal hand saw blade

Highly flexible spring band steel with fused HSSE cutter

- Highest flexibility with extremely hard teeth
- Hardness approx. 65 HRC: Average service life 4 times longer
- Risk of breakage significantly reduced even under extreme operational demands
- Precise cutting with individual tooth setting



Model	mm	TPI	 g			No.
HSSE 4 Plus	300	24	20	1	100	71213

PORTACUT 185 BSR / PORTACUT 185 BSP

Light, precise building-site and workshop band saw up to Ø 180 mm

KEY FEATURES

- For quick and precise angled cutting of steel pipes, plastic pipes, profiles and solid materials
- **High torque** with the 420 W induction motor
- **Safer work** with the automatic shut-off and overload protection
- **Preserves saw blade life** with the 4-way adjustable cutting pressure

PORTACUT 185 BSR

- With safety chain quick-grip system

PORTACUT 185 BSP

- With parallel vice for clean, exact cuts and mitred cuts up to 45°

Cutting power Machine Type	Straight Cuts		45° Cuts	
	Ø mm	□ mm	Ø mm	□ mm
185 BSR	180	150	–	–
185 BSP	180	150	85	75

Scope of delivery: PORTACUT 185 BSR and/or BSP, 2 band saw blades HSS Bi-Metal 14 TPI (No. 56605)

Model	kg	230 V	110 V
PORTACUT 185 BSR	43	56710	56717
PORTACUT 185 BSP	49	56711	56718




Fig. PORTACUT 185 BSR



Fig. PORTACUT 185 BSP

Band Saw Blades for PORTACUT 185 BSR / BSP

Dimensions mm	TPI	Material	for pipes and profiles		kg	No.
			Steel	INOX		
1,640 x 13 x 0.65	8	SS	starting from 10.0 mm	-	100	56602
1,640 x 13 x 0.65	10	SS	starting from 8.0 mm	-	100	56603
1,640 x 13 x 0.65	14	SS	starting from 6.1 mm	-	100	56604
1,640 x 13 x 0.65	14	Bimetal	starting from 6.1 mm	from 2.0 mm	100	56605
1,640 x 13 x 0.65	24	SS	up to 3.6 mm	to 1.6 mm	100	56607
1,640 x 13 x 0.65	18	Bimetal	up to 3.6 mm	to 1.6 mm	100	56608



TRENNBOY 300


Pipe cutter up to Ø 300 mm

For cutting of SML cast iron /steel pipes up to Ø 300 mm, profiles / solids up to Ø 70 mm. For use with market-standard angle grinders and cut-off wheels Ø 230 mm.

KEY FEATURES

- For quick, precise, right-angled cutting
- Basic model with right and left telescopic extension
- Extendable to a total support length of 1,680 mm
- Mountable as desired with "C" clamp
- Easy mounting of the angle grinder with the toggle screw

Model	kg	No.
TRENNBOY 300 (without angle grinder)	13.5	58520
Double telescoping extension rail, r. (300 mm)	1.9	58527
Double telescoping extension rail, l. (300 mm)	1.9	58528
"C" clamp	0.4	58529



TRENNBOY 300 (No. 58520) with double telescoping extension rail, right (No. 58527) and left (No. 58528), "C" Clamp (No. 58529) Angle grinder and cut-off wheel (not included in delivery)

¹⁾ Complete terms and conditions at www.rothenberger.com/service. RO SERVICE+ only valid in participating countries.

Cutting

Sawing Electric

1

ROTIGER VARIO Electronic

Pipe saw

Powerful and quick cutting universal saw for the professional use during installation, demolition and repair work.



Product Profile

KEY FEATURES

- The special chain tensioning device enables precise 90° cuts on all types of pipe
- Ideal for free-handed cutting of wood (even with nails), steel, stainless steel, cast iron, steel plate, metal pipes and profiles, plastic and building materials
- Flush to wall cutting in confined spaces, such as in shafts or when working overhead

TECHNICAL DATA

Performance:	1,500 W
Speed:	0 - 2,200 rpm (adjustable per wheel)
Weight:	4.3 kg
Distance:	26 mm
Dimensions:	491 x 94 x 108 mm
Cutting blade attachment:	Universal, U-shaft, special pipe saw blades



Fig. Tension device 2 in 1 (No. 50312)

Fig. Chain tensioning device (No. 50311)

L- and U-Shaft attachments



Precise 90° cuts



Set (No. 50305/50306) includes: ROTIGER VARIO Electronic, chain tensioning device, 5 x HSS Bimetal saw blades

Model	kg	230 V	110 V
ROTIGER VARIO Electronic	7.0	50306	50305
Chain tensioning device up to 6"			50311
Tensioning device 2 in 1 (Chain tensioning device up to 6" + collet chucks up to 2")			50312



Fig. ROTIGER VARIO Electronic

Universal ROTIGER VARIO Electronic

Universal electronic saw

Universal electric saw for the sanitary and heating technology professional for installations or repair work



Product Profile

KEY FEATURES

- POWER FEED SYSTEM for a consistent cutting speed (while idling as well as during use), less wear of the saw blades and longer motor life
- Ideal for free-hand cutting of wood (also with nails), steel, stainless steel, cast iron, steel plate
- With the continuously adjustable speed regulation, it is perfect for use with all materials

TECHNICAL DATA

Performance:	1,600 W with 230 V / 1,300 W with 110 V
Speed:	1,000 - 2,800 rpm (adjustable with wheel)
Weight:	3.7 kg
Distance:	26 mm
Dimensions:	440 x 120 x 80 mm
Saw blade attachment:	Quick tensioning for universal saw blades



Carbon brush
Simple exchange with the exterior screw joint

Adjusting wheel
Simple speed adjustment for various uses

Quick tensioning for saw blades
Very robust turning / tensioning lock

Double insulation
Better protection against moistness

Ergonomic D-handle
Fits perfectly in the hand during sawing

Adjustable supporting shoe
Secure guidance of the saw

Universal-shaft attachment



Working in confined spaces



Set (No. 50301/50302 includes: Universal ROTIGER VARIO Electronic, 5 x HSS Bimetal saw blades

Model	7.0	230 V	110 V
UNIVERSAL ROTIGER VARIO Electronic	7.0	50301	50302



Fig. Universal ROTIGER VARIO Electronic





































¹⁾ Complete terms and conditions at www.rothenberger.com/service. RO SERVICE+ only valid in participating countries.

Cutting

Saw Blades

1 UNIVERSAL HSS Bimetal / TCT TIGER SAW BLADES













For 1/2" universal seating, also suitable for Flex, Bosch, B&D, Skil, Hitachi, Makita, Ridgid, Roller, Rems!

Cutable materials	material	L x B x thickness mm	TPI		reference	 *	No.	
	HSS Bimetal	100 x 20 x 0.9	24	L	S 522 AF	1 (5)	865783	
	HSS Bimetal	150 x 20 x 0.9	24	L	S 922 AF	1 (5)	865784	
	HSS Bimetal	150 x 20 x 0.9	18	L	S 922 EF	1 (5)	865785	
	HSS Bimetal	150 x 20 x 0.9	14	L	S 922 BF	1 (5)	865786	
	HSS Bimetal	200 x 20 x 0.9	18	L	S 1022 EF	1 (5)	865787	
	HSS Bimetal	200 x 20 x 0.9	14	L	S 1022 BF	1 (5)	865788	
  	HSS Bimetal	300 x 20 x 0.9	10 - 14	L	S 1222 VF	1 (5)	865789	
  	HSS Bimetal	150 x 20 x 1.25	6	L	S 611 DF	1 (5)	865781	
  	HSS Bimetal	300 x 20 x 1.25	6	L	S 1411 DF	1 (5)	865782	
  	HSS Bimetal	150 x 22 x 1.6	8 - 10	L	S 920 CF	1 (5)	865790	
  	HSS Bimetal	200 x 22 x 1.6	8 - 10	L	S 1120 CF	1 (5)	865791	
	TCT coated	225 x 20 x 1.5	30er grain	L	S 1130 RF	1 (5)	865793	

HSS Bimetal

Special saw blades with U-shaft















Suitable ROTHENBERGER-ROTIGER VARIO for quick and exact, right-angle sawing of steel pipes up to 4" with chain pipe clamp (absolutely necessary)

Cutable materials	material	L x B x thickness mm	TPI		reference	 *	No.	
	HSS Bimetal	140 x 25 x 1.6	8	U	S 920 CF	1 (5)	865795	
	HSS Bimetal	200 x 25 x 1.6	8	U	S 1120 CF	1 (5)	865796	
 	HSS Bimetal	150 x 25 x 1.0	10 - 14	U		1 (5)	865798	
 	HSS Bimetal	200 x 25 x 1.0	10 - 14	U		1 (5)	865799	

*5 pcs. in plastic carrying case (minimum purchase)

Special Pipe Saw Blades

For exact, right-angle sawing with chain pipe clamp (absolutely necessary), extra strong and warp resistant guidance for straight cuts and long operational life

Cutable materials	material	L x B x thickness mm	TPI			No.	
	HSS	140 x 25 x 1.6	8	L		50260	
	HSS	200 x 25 x 1.6	8	L		50261	
	HSS	290 x 25 x 1.6	6 - 8	L		50263	
	HSS-E	140 x 25 x 1.6	14	L		50264	
	HSS-E	200 x 25 x 1.6	8	L		50265	
	HSS	200 x 25 x 1.6	6 - 8	L		50266	

Universal Internal & External Deburrer

Quick and easy deburring \varnothing 4 - 54 mm (1/8 - 2")

For copper, steel and stainless steel pipes, with polished cutting blade made of hardened special steel, smooth running



No. 11006



No. 150000237



No. 150000236

Model	mm	inch	g			No.
Internal and external deburrer for copper and plastic	4 - 36	1/8 - 1.3/8"	30	1	25	11006
Internal and external deburrer for copper and INOX (Stainless steel)	6 - 35	1/4 - 1.3/8"	100			150000237
Internal and external deburrer for copper and INOX (Stainless steel)	10 - 54	1/2 - 2"	390			150000236

Deburrer Adaptor I / II

Adaptor for the use of the internal and external deburring with portable screwdriver or drill

Product Profile

KEY FEATURES

- User-friendly solution for deburring pipes "internal and external"
- Huge time-savings
- Precise, burr-free deburring without effort

Best deburring results at low speeds!
Max 800 r.p.m.



No. 11045



No. 11044

Drive shaft

For the deburring with portable screwdriver or drill

Model	g	No.
Deburrer adaptor I for No. 150000237	160	11044
Deburrer adaptor II for No. 150000236	280	11045



Cutting

Deburring, Chamfering & Calibration

1

GRATFIX HSS/UNIGRAT

Deburrer

KEY FEATURES

- Replaceable blades
- GRATFIX with plastic cartridge-grip
- Grip recess is raised at the end and prevents slippage out of the hand
- One-handed use with the retractable locking head
- Offset surfaces provide a good torque
- Pluggable handle ends for the storage of associated blades

Ideal for deburring of edges, pipes and steel, aluminium, brass, copper sheets, cast-iron and plastic plates!



Nr. 1 (No. 21652)



Nr. 2 (No. 21653)



Nr. 3 (No. 21654)



UNIGRAT (No. 21660)



GRATFIX HSS (No. 21655)

Model	g	No.
UNIGRAT with HSS deburring blade	30	21660
GRATFIX with deburring blade No. 1	50	21655
GRATFIX with deburring blade No. 1 - 2 - 3	80	21651

Model	g	No.
HSS deburring blade No. 1 Universal	10	21652
HSS deburring blade No. 2 for brass and cast	10	21653
HSS deburring blade No. 3 for straight edges	10	21654


Plastic Pipe Chamfering Unit

With replaceable blades Ø 16 - 160 mm

For 15° outer chamfers on plastic pipe



No. 55051



KEY FEATURES

- Flexible in use
- Wall thickness is continuously adjustable

Model	mm	g	No.
Chamfering unit size 1	16 - 110	720	55050
Chamfering unit size 2	32 - 160	800	55051
Spare blade size 1 and 2		30	55058

Ratchet Pipe Deburrer 1/4 - 2"

Quick and clean deburring


For steel pipes, with smooth-running ratchet, cutting bit made of tempered steel

Quick adjustment

Handy, lockable reversal of the ratchet direction



Spare deburrer bit (No. 70296)



Model	inch	mm	g	No.
Internal deburrer with ratchet	1/4 - 2"	13 - 60	2,680	70289
Spare deburrer			200	70296



ROGRAT-MSR Deburrer and Chamfering Tool

For internal and external deburring, chamfering, calibrating and custom milling of PE-X and aluminium multi-layer (MSR) pipes Ø 32 mm

One tool with three functions: Chamfering, calibrating and deburring!

KEY FEATURES

- Internal and external deburrer for PE-X and aluminium multi-layer pipes (MSR) through chamfering to approved standards
- Simultaneous chamfering
- Calibration of the pipe ends through a special guiding pin

True to size guiding and calibration pin

Increased safety, protects O-ring from damage



Shock-resistant protective sleeve

Protects from injury

Star handle with screw-bit attachment and quick locking mechanism

High force transmission




Fig. ROGRAT-MSR Deburrer Set

ROGRAT - MSR System - Manual Chamfering Attachments

ROGRAT-Type	Press-System	Pipe measurement mm	Colour-code	g	No.
G 16		16.0 x 2.25	●	53	14102
G 20	GEBERIT Mepla	20.0 x 2.50	●	93	14104
G 26		26.0 x 3.00	●	108	14106
G 32		32.0 x 3.00	●	162	14107
U 14		14.0 x 2.00	●	51	14111
U 16		16.0 x 2.00	●	53	14112
U 18	UNIPIPE/TIGRIS-S	18.0 x 2.00	●	58	14113
U 25		25.0 x 2.50	●	108	14115
U 32		32.0 x 3.00	●	162	14117
TH 14		14.0 x 2.00	●	51	14121
TH 16	Henco / MHS	16.0 x 2.00	●	53	14122
TH 18	Giacomini	18.0 x 2.00	●	58	14123
TH 20		20.0 x 2.00	●	93	14124
TH 26		26.0 x 3.00	●	108	14126
F 16-1		16.0 x 2.00	●	53	14132
F 18	Fränkische Rohrwerke	18.0 x 2.00	●	58	14133
F 20-1	alpex-therm	20.0 x 2.00	●	93	14134
F 26	alpex-san	26.0 x 3.00	●	108	14136
F 32		32.0 x 3.00	●	162	14137

● black ● brown ● violet ● yellow

Colour coding prevents confusion



System optimised chamfer



Set includes: Carrying case (No. 14005), with basic handle grip (No. 14000) and system-manual chamfering attachments

Model	For size mm	g	No.
G Geberit Mepla	16 - 20 - 26	760	14260
U Unicor/Unipipe	16 - 20 - 25	760	14270
TH Henco/HMS	16 - 20 - 26	760	14250
F Fränk. Rohrwerke	16 - 20 - 26	760	14230
Basic handle		250	14000
System carrying case		250	14005



RODIA® Diamond Core Drilling

System Overview Diamond Core Drilling	36 - 37
Characteristics Diamond Drill Bits	38
Hand-Operated Drilling	
Wet Drilling Machine	39
Hand-Operated & stationary Drilling	
Wet Drilling Machine	41
Diamond Wet & Dry Drilling System RODIACUT®	40 - 45
RODIA® Diamond Drill Bits	
Wet Cutting Drill Bits for Natural Stone, soldered	46
Wet & Dry Cutting Drill Bits, Space Welding	47 - 48
Accessories for Hand-Operated & stationary Drilling	
Vacuum Pump Systems	49
Accessories Diamond Core Drilling	49 - 50
Extraction Systems	
Wet & Dry Extraction Unit	51

RODIA® Diamond Core Drilling

System Overview

2

Hand-Operated-Drilling



	Hand-Operated	Hand-Operated	Hand-Operated	Hand-Operated / Stationary
Stationary drilling in concrete:	Ø 6 - 67 mm	Ø 10 - 132 mm	Ø 10 - 200 mm	Ø 10 - 132 mm
Stationary drilling in masonry:	Ø 6 - 67 mm	Ø 32 - 162 mm	Ø 32 - 225 mm	Ø 10 - 152 mm
Hand-operated drilling in concrete:	Ø 6 - 35 mm	Ø 10 - 82 mm	Ø 10 - 82 mm	Ø 10 - 82 mm
Hand-operated drilling in masonry:	Ø 6 - 67 mm	Ø 32 - 162 mm	Ø 32 - 250 mm	Ø 32 - 162 mm
Power output:	800 watts	1,400 watts	2,400 watts	1,400 watts
Speed transmission:	2-Gear	2-Gear	3-Gear	2-Gear
Nominal speed:	3,600 / 6,400 rpm	500 / 1,050 rpm	600 / 1,250 / 3,200 rpm	500 / 1,050 rpm
Torque:	4 / 7 Nm	55 / 27 Nm	71 / 34 / 17 Nm	55 / 27 Nm
Weight:	3.4 kg	6.7 kg	7.2 kg	16.7 kg

Page

39

40, 41

40, 41

40, 41

Drill Bits

High Speed Plus-Natural Stone*



DX- High Speed Plus*



SPEED STAR DX*



Connection:	G 1/2"	G 1/2", 1.1/4" UNC	G 1/2", 1.1/4" UNC
Drill bit diameter:	Ø 6 - 67 mm	Ø 20 - 300 mm	Ø 10 - 500 mm
Working length:	up to Ø 10 mm = 50 mm from Ø 12 mm = 120 mm	G 1/2", 400 mm working length 1.1/4" UNC, 430 mm working length	G 1/2", 400 mm working length 1.1/4" UNC, 430 mm working length
Application:	wet	wet & dry	wet & dry
Tiles:	☺☺☺	☺	☺☺
Granite:	☺☺☺	☺	☺☺
Marble:	☺☺☺	☺	☺☺
Brick:	☺☺	☺☺☺**	☺☺☺**
Masonry:	☺	☺☺☺**	☺☺**
Lime-sand brick:	☺	☺☺☺**	☺☺**
Asphalt:	☺☺	☺☺☺**	☺☺☺**
Screed:	☺☺	☺☺☺	☺☺
Concrete:	☺☺☺	☺☺☺	☺☺
Reinforced concrete:	☺☺☺	☺☺	☺☺☺

Page

46

47

48

* Special lengths and Diameters on request, ** Suitable for Dry Drilling, ☺☺☺ Ideally suited ☺☺ very suitable ☺ suitable

RODIA® Diamond Core Drilling

System Overview

Stationary Drilling

**RODIACUT® 150,
RODIADRILL 200**



**RODIACUT® 250,
RODIADRILL 200**



**RODIACUT® 250,
RODIADRILL 500**



**RODIACUT® 400 PRO,
RODIADRILL 500**



	Hand-Operated / Stationary	Hand-Operated / Stationary	Stationary	Stationary
Stationary drilling in concrete:	Ø 10 - 152 mm	Ø 10 - 200 mm	Ø 32 - 250 mm	Ø 32 - 400* (500) mm
Stationary drilling in masonry:	Ø 10 - 152 mm	Ø 32 - 225 mm	Ø 32 - 250 mm	Ø 32 - 400* (500) mm
Hand-operated drilling in concrete:	Ø 10 - 82 mm	Ø 10 - 82 mm		
Hand-operated drilling in masonry:	Ø 32 - 250 mm	Ø 32 - 250 mm		
Power output:	2,400 watts	2,400 watts	3,000 watts	3,000 watts
Speed transmission:	3-Gear	3-Gear	3-Gear	3-Gear
Nominal speed:	600 / 1,250 / 3,200 rpm	600 / 1,250 / 3,200 rpm	215 / 430 / 785 rpm	215 / 430 / 785 rpm
Torque:	71 / 34 / 17 Nm	71 / 34 / 17 Nm	185 / 107 / 55 Nm	185 / 107 / 55 Nm
Weight:	17.2 kg	25.2 kg	30.1 kg	39.8 kg
Page	40, 41	42, 43	42, 43	44, 45

* Drilling range with distance plate expandable to 500 mm

RODIA® Diamond Core Drilling

Hand-Operated & stationary Drilling

2

Space Welding

Cold welding process according to cutting-edge bonding technology: Due to the "neutral zone" the entire diamond segment is used without waste.

SPACE WELDING

Wet and dry drilling with new technology:

- The innovative high-performance drill bit DURAMANT PRO and SPEED STAR DX is produced using cutting-edge welding technology
- Because of the neutral zone, the "Space Welding" cold welding process guarantees the optimum use of the complete diamond segments without loss
- The service life is up to 20% higher compared to lasered and soldered drill bits

PRISMACUT

Four drill nodules on the diamond segment improve the drill behaviour and at the same time provides optimum water cooling.

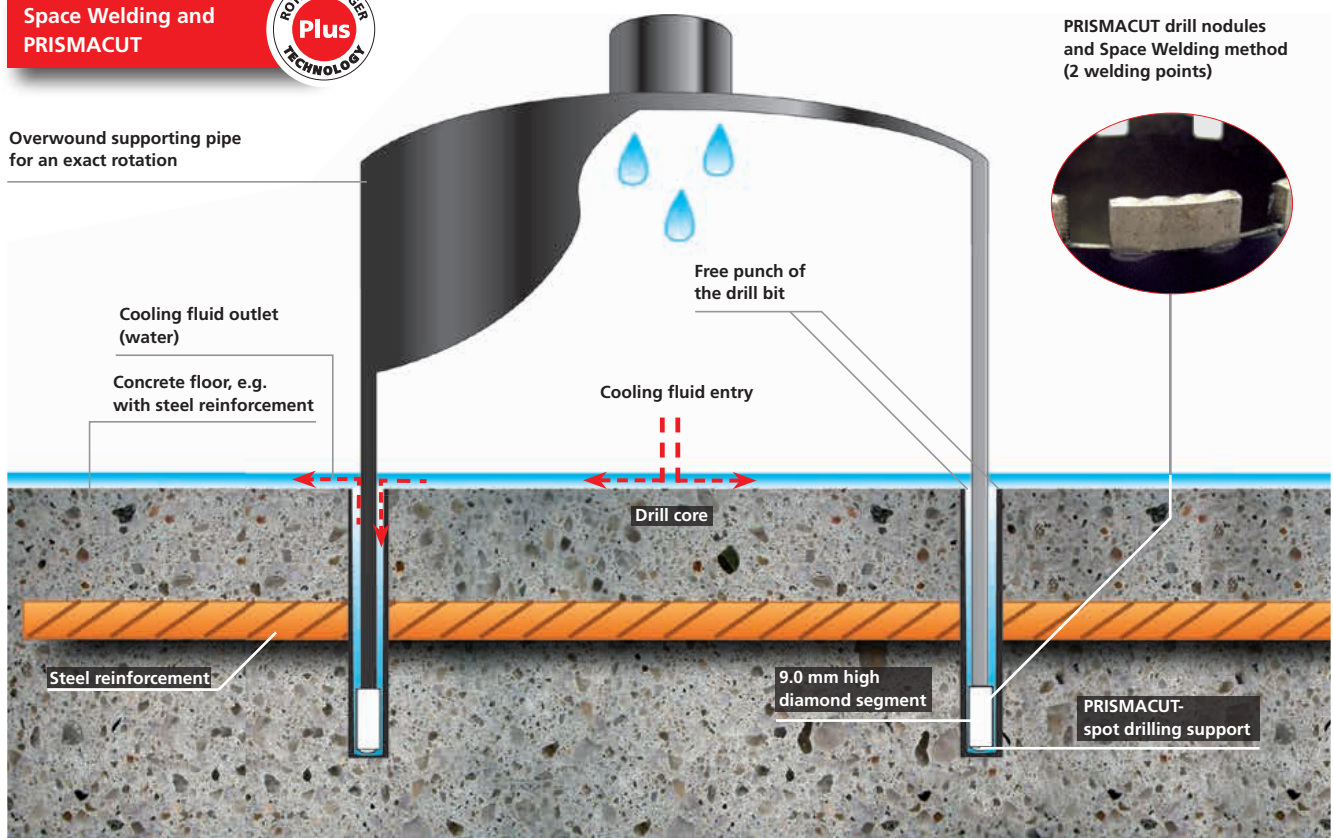
PRISMACUT

- The exceptional segment positioning offers optimum free punch size and an excellent cutting speed
- The "PRISMACUT" centre drill nodule is characterised by a better drill behaviour and preservation of the diamond segment
- PRISMACUT guarantees direct water cooling of the diamond segments
- 15% higher cutting speed with steel reinforcement

Space Welding and PRISMACUT



Overwound supporting pipe for an exact rotation



DX-High Speed Plus Universal Drill Bits

Space welding wet and dry drill bits for Ø 10 - 300 mm



DX-High Speed Plus
Universal Drill Bits on
Page 47

SPEED STAR DX

Space welding wet and dry drill bits for Ø 10 - 500 mm



SPEED STAR DX
Drill Bits on Page 48

RODIA® Diamond Core Drilling

Hand-Operated & stationary Drilling

RODIADRILL Ceramic

Hand-operated wet drilling, drill Ø 6 - 67 mm

Ideally suited for HVAC&R, plumbing professionals, tilers, stair builders, remodelling specialists as well as electricians. Everywhere where jolt-free operation is necessary and extremely hard materials need to be processed.



2

Product Profile

APPLICATION AREA

Hand-operated wet drilling in:
(reinforced) concrete Ø 6 - 35 mm, marble, granite, ceramic tiles, masonry, hollow brickwork and glass Ø 6 - 67 mm

KEY FEATURES

- For all common G 1/2" drill bits
- Fatigue-free operation with the light weight
- Also drills through material combinations (for example tiles + masonry) without damaging material or surfaces and without cumbersome tool change
- "Aqua-Stop Button" with quantity adjustment
- Ideal for serial drilling with the external water supply
- Toolless exchange of the drill bits with the Quick Change system
- Integrated 1 litre water tank for 4 - 6 drill holes

TECHNICAL DATA

2-speed transmission:	1. Gear speed	2. Gear speed
Nominal speed:	3,600 rpm	6,400 rpm
Drilling range in mm:	Ø 25 - 67	Ø 6 - 25
Voltage:	230 V	
Power input/output:	1,150 watts / 800 watts	
Charging rate:	3.6 A	
Maximum drilling depth:	400 mm (depending on material)	
Minimum distance to wall:	30 mm from drill hole centre	
Minimum distance to corner:	30 mm from drill hole centre	
Weight:	3.4 kg	

Integrated 1 litre water tank

Sufficient supply for 4 - 6 drill holes and can be rotated when working in confined spaces


Quick Change System drill bit adaptor

Toolless quick change for G 1/2" drill bits

Connection for external water supply

Ideal solution for serial drillings

7-part set (No. FF40150) includes: Drill motor RODIADRILL Ceramic (No. FF40150P), 1 high speed plus drill bit each Ø 6 - 10 mm (No. FF44806, FF44808, FF44810), spanners sizes 24 and 27 (No. FF70024, FF70027), transport case (No. FF60150)



"Aqua-Stop Button" – water pressure valve with quantity adjustment

Perfectly regulated flow of the water quantity

Model	kg	No.
RODIADRILL Ceramic Set	3.4	FF40150

ACCESSORIES



Model	No.	Model	No.
Freehand drill support up to Ø 83 mm	FF35750	Water supply hose with "aqua-stop"	FF35302
Quick change adaptor	FF35751	HSP Nature stone drill bits	46
Pressurized water container 10 l	FF35026	Water collection ring, stationary	FF35700
Special water supply hose	FF35301	Transport case RODIADRILL Ceramic ECO	FF60150

¹⁾ Complete terms and conditions at www.rothenberger.com/service. RO SERVICE+ only valid in participating countries.

RODIA® Diamond Core Drilling

Hand-Operated & stationary Drilling

RODIACUT® 150 / RODIADRILL 160

RODIACUT® 150 Drill stand with combination drill mounting plate and RODIADRILL 160 Drill motor for drilling Ø 10 - 132 mm (Ø 162 mm) in reinforced concrete

Product Profile

APPLICATION AREA

RODIADRILL 160:

Stationary wet drilling in (reinforced) concrete: Ø 10 - 132 mm
 Hand-operated wet drilling in (reinforced) concrete: Ø 10 - 82 mm
 Hand-operated dry drilling in masonry: Ø 10 - 162 mm

TECHNICAL DATA (DRILL STAND)

RODIACUT 150:

Drilling range: w/o water collection ring max. Ø 152 mm
 with water collection ring max. Ø 132 mm

Drill motor

adaptor: Ø 60 mm
L x W x H: 280 x 440 x 810 mm
Hub: 480 mm
Weight: 9.7 kg

3 Applications with just one unit

RODIACUT® 150 / RODIADRILL 200

RODIACUT® 150 Drill stand with combination drill mounting plate and RODIADRILL 200 Drill motor for drilling Ø 10 - 152 mm (Ø 250 mm) in reinforced concrete

Product Profile

APPLICATION AREA

RODIADRILL 200:

Stationary wet drilling in (reinforced) concrete: Ø 10 - 132 mm
 Hand-operated wet drilling in (reinforced) concrete: Ø 10 - 82 mm
 Hand-operated dry drilling in masonry: Ø 10 - 162 mm

3 Applications with just one unit



Hexagon socket screw key 6mm included
 All adjustments with a single tool

Adjustable handle
 Quick change of operating side-drilling, even in confined spaces

Drill angle adjustment 90° - 45°
 Quick, easy, no tools required



Circular level
 Quick and exact alignment of the drill stand

Buckling resistant column
 Robust and light weight

RODIA® Diamond Core Drilling

Hand-Operated & stationary Drilling

RODIADRILL 160

Drill motor



TECHNICAL DATA (DRILL MOTOR)

Drill motor:	RODIADRILL 160
Threaded adaptor:	G 1/2" and 1.1/4" UNC
Power input / output:	2,000 watts / 1,400 watts
2-speed-transmission:	1. Gear 2. Gear
Torque:	55 Nm 27 Nm
Clamping neck:	Ø 60 mm

RODIADRILL 200

Drill motor



TECHNICAL DATA (DRILL MOTOR)

Drill motor:	RODIADRILL 200
Threaded adaptor:	G 1/2" and 1.1/4" UNC
Power input / output:	2,700 watts / 2,400 watts
3-speed transmission:	1. Gear 2. Gear 3. Gear
Torque:	71 Nm 34 Nm 17 Nm
Clamping neck:	Ø 60 mm



Scope of delivery (No. FF34150): (No. FF30150) Drill stand RODIACUT® 150 (No. FF40165) Drill motor RODIADRILL 160, (No. FF70001) tool bag, (No. FF70019N) Allen key SW19 DIN895 (No. FF70024) Allen key SW24 DIN894 (No. FF70036) Allen key SW36 DIN894 (No. FF70041) Allen key SW41 DIN894 (No. FF35120) Concrete Fixing Set, (No. FF35302) Water supply hose + Adapt. f. Gardena coupling, (No. 111429) Hammer drill SDS Plus, 15x160mm, (No. FF35190) Copper ring 1.1/4", (No. 1300002467) Instruction manual Drill stand RODIACUT® 150-250, (No. 1300002468) Instruction manual RODIADRILL 160+200, (No. 4100000439) Earplugs SaveRave, (No. 4100000443) rubberized gloves, (No. 4100000441) Safety Goggle HC/AF

Scope of delivery (No. FF34160): (No. FF30150) Drill stand RODIACUT® 150, (No. FF40220) Drill motor RODIADRILL 200, (No. FF70001) Tool bag, (No. FF70019N) Allen key SW19 DIN895, (No. FF70024) Allen key SW24 DIN894, (No. FF70036) Allen key SW36 DIN894 (No. FF70041) Allen key SW41 DIN894, (No. FF35120) Concrete Fixing Set, (No. FF35302) Water supply hose + Adapt. f. Gardena coupling, (No. 111429) Hammer drill SDS Plus, 15x160mm, (No. FF35190) Copper ring 1.1/4", (No. 1300002467) Instruction manual Drill stand RODIACUT® 150-250, (No. 1300002468) Instruction manual RODIADRILL 160+200, (No. 4100000439) Earplugs SaveRave, (No. 4100000443) rubberized gloves, (No. 4100000441) Safety Goggle HC/AF

Model	kg	No.
Drill system RODIACUT® 150/RODIADRILL 160	16.5	FF34150
Drill stand RODIACUT® 150	9.7	FF30150
Drill motor RODIADRILL 160	6.8	FF40165
Drill system RODIACUT® 150/RODIADRILL 200	16.9	FF34160
Drill motor RODIADRILL 200	7.2	FF40220

ACCESSORIES



Model	No.	Model	No.
RODIADRILL CERAMIC	39 FF40150	RODIA® DRY CLEANER 1600	51 FF35144
Pressurized water container 10 l	50 FF35026	Water collection ring, stationary (for FF30150)	50 FF35700
Vacuum pump RODIA-VAC	49 FF35200	Drill Bits	46 - 48

¹⁾ Complete terms and conditions at www.rothenberger.com/service. RO SERVICE+ only valid in participating countries.

RODIA® Diamond Core Drilling

Hand-Operated & stationary Drilling

RODIACUT® 250 / RODIADRILL 200

RODIACUT® 250 Drill stand with combination drill mounting plate and RODIADRILL 200 Drill motor for drilling Ø 10 – 200 mm (Ø 250 mm) in reinforced concrete

Product Profile

APPLICATION AREA

RODIADRILL 200:

Stationary wet drilling in reinforced concrete:	Ø 10 - 200 mm
Stationary dry drilling in masonry:	Ø 10 - 225 mm
Hand-operated wet drilling in reinforced concrete:	Ø 10 - 82 mm
Hand-operated dry drilling in masonry:	Ø 10 - 250 mm

TECHNICAL DATA (DRILL STAND)

RODIACUT® 250:

Drilling range: w/o water collection ring max. Ø 250 mm
with water collection ring max. Ø 225 mm

Drill motor-adaptor: Clamping neck Ø 60 mm and Quick-change recording via dovetail plate

L x W x H: 260 x 510 x 980 mm

Hub: 650 mm

Weight: 19.7 kg

4 Applications with just one unit



RODIACUT® 250 / RODIADRILL 500

RODIACUT® 250 Drill stand with combination drill mounting plate and RODIADRILL 500 Drill motor for drilling Ø 10 – 250 mm in reinforced concrete

Product Profile

APPLICATION AREA

RODIADRILL 500:

Stationary dry drilling in reinforced concrete:	Ø 32 - 250 mm
Stationary dry drilling in masonry:	Ø 32 - 250 mm

2 Applications with just one unit



RODIA® Diamond Core Drilling

Hand-Operated & stationary Drilling

RODIADRILL 200

Drill motor



TECHNICAL DATA (DRILL MOTOR)			
Drill motor:	RODIADRILL 200		
Threaded adaptor:	G 1/2" and 1.1/4" UNC		
Power input / output:	2,700 watts / 2,400 watts		
3-speed transmission	1. Gear	2. Gear	3. Gear
Torque:	71 Nm	34 Nm	17 Nm
Clamping neck:	Ø 60 mm		

RODIADRILL 500

Drill motor



TECHNICAL DATA (DRILL MOTOR)			
Drill motor:	RODIADRILL 500		
Threaded adaptor:	G 1/2" and 1.1/4" UNC		
Power input / output:	4,000 watts / 3,000 watts		
3-speed transmission	1. Gear	2. Gear	3. Gear
Torque:	185 Nm	107 Nm	55 Nm
Drill motor adaptor:	Quick-change recording via dovetail plate		



Scope of delivery (No. FF34200): (No. FF30250) Drill stand RODIACUT® 250, (No. FF40220) Drill motor RODIADRILL 200, (No. FF70001) tool bag, (No. FF70019N) Allen key SW19 DIN895, (No. FF70024) Allen key SW24, DIN894, (No. FF70036) Allen key SW36 DIN894, (No. FF70041) Allen key SW41, DIN894, (No. FF35120) Concrete fixing-set, (No. FF35302) Water supply hose + Adapt. f. Gardena coupling, (No. 111429) Hammer drill SDS Plus, 15x160mm, (No. FF35190) Copper ring 1.1/4", (No. 1300002467) Instruction manual Drill stand RODIACUT® 150-250, (No. 1300002468) Instruction manual RODIADRILL 160+200, (No. 4100000439) Earplugs SaveRave, (No. 4100000443) rubberized gloves, (No. 4100000441) Safety goggle HC/AF

Scope of delivery (No. FF34260): (No. FF30250) Drill stand RODIACUT® 150, (No. FF40400) Drill motor RODIADRILL 500, (No. FF70001) tool bag, (No. FF70019N) Allen key SW19 DIN895, (No. FF70024) Allen key SW24, DIN894, (No. FF70036) Allen key SW36 DIN894, (No. FF70041) Allen key SW41, DIN894, (No. FF35120) Concrete fixing-set, (No. FF35302) Water supply hose + Adapt. f. Gardena coupling, (No. 111429) Hammer drill SDS Plus, 15x160mm, (No. FF35190) Copper ring 1.1/4", (No. 1300002467) Instruction manual Drill stand RODIACUT® 150-250, (No. 1300002469) Instruction manual RODIADRILL 500-, (No. 4100000439) Earplugs SaveRave, (No. 4100000443) rubberized gloves, (No. 4100000441) Safety goggle HC/AF

Model	kg	No.
Drill system RODIACUT® 250/RODIADRILL 200	21.7	FF34200
Drill stand RODIACUT® 250	14.5	FF30250
Drill motor RODIADRILL 200	7.2	FF40220
Drill system RODIACUT® 250/RODIADRILL 500	31.4	FF34260
Drill motor RODIADRILL 500	12.1	FF40400

ACCESSORIES



Model	No.	Model	No.
RODIADRILL CERAMIC	39 FF40150	RODIA® DRY CLEANER 1600	51 FF35144
Pressurized water container 10 l	50 FF35026	Water collection ring, stationary (for FF30150)	50 FF35700
RODIA-VAC	49 FF35200	Drill Bits	46 - 48

¹⁾ Complete terms and conditions at www.rothenberger.com/service. RO SERVICE+ only valid in participating countries.

RODIA® Diamond Core Drilling

Stationary Drilling

RODIACUT® 400 PRO / RODIADRILL 500

RODIACUT® 400 Drill stand with dowel plate and RODIADRILL 500 for drilling Ø 32 - 400 (500)* mm in reinforced concrete



2

Product Profile

APPLICATION AREA

2 applications in one unit:

Stationary wet drilling in (reinforced) concrete Ø 32 - 400* mm
 Stationary dry drilling in masonry Ø 32 - 400* mm

KEY FEATURES

- Drill angle adjustments from - 15° up to + 45°, in 2.5° steps adjustable
- Exchangeable guide rail

TECHNICAL DATA (DRILL STAND)

Drilling range: w/o water collection ring: max. Ø 400 mm
 optional with distance plate max. Ø 500 mm
Weight: 28.4 kg
L x W x H: 460 x 260 x 1,100 mm
Hub: 680 mm



*Distance plate optional (No. FF35136)

To enlarge the drill hole diameter from Ø 400 to 500 mm with RODIACUT® 400 PRO



4x roll guides

Precise and low vibration operation, flexible use / module concept



Drill angle adjustments

Adjustable from - 15° up to + 45° in 2.5° steps

Rubber transport wheels

Quick and easy transport on the building site

RODIA® Diamond Core Drilling

Stationary Drilling

2



RODIADRILL 500

Drill motor



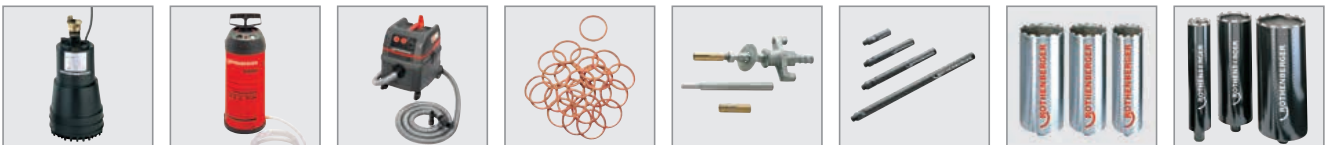
Scope of delivery (No. FF34500): (No. FF30030) Drill stand RODIACUT® 400 PRO, (No. FF40400) Drill motor RODIADRILL 500, (No. FF70001) tool bag, (No. FF70019N) Allen key SW19 DIN895, (No. FF70024) Allen key SW24, DIN894, (No. FF70032) Allen key SW32 DIN894, (No. FF70041) Allen key SW41, DIN894, (No. FF35120) Concrete fixing-set, (No. FF35302) Water supply hose + Adapt. f. Gardena coupling, (No. 111429) Hammer drill SDS Plus, 15x160mm, (No. FF35190) Copper ring 1.1/4", (No. 1300002467) Instruction manual Drill stand RODIACUT® 400 PRO, (No. 1300002468) Instruction manual RODIADRILL 500, (No. 4100000439) Earplugs SaveRave, (No. 4100000443) Rubberized gloves, (No. 4100000441) Safety Goggles HC/AF

TECHNICAL DATA (DRILL MOTOR)

Drill motor:	RODIADRILL 500
Threaded adaptor:	G 1/2" and 1.1/4" UNC
Power input / output:	4,000 watts / 3,000 watts
3-speed transmission:	1. Gear 2. Gear 3. Gear
Torque:	185 Nm 107 Nm 55 Nm
Drill motor adaptor:	Dovetail plate

Model	kg	No.
Drill system RODIACUT® 400 PRO / RODIADRILL 500	40.5	FF34500
Drill stand RODIACUT® 400 PRO	28.4	FF30030
Drill motor RODIADRILL 500	12.1	FF40400

ACCESSORIES



Model		No.	Model		No.
Submersible water pump RODIAPUMP	50	FF35029	Drill Bits	46 - 48	
Pressurized water container 10 l	50	FF35026	Distance plate 60 mm		FF35136
RODIA® DRY CLEANER 1600	51	FF35144	Copper rings 1.1/4"	49	FF35190
Mounting articles	49		Extensions	50	

RODIA® Diamond Core Drilling

RODIA® Diamond-Drill Bits

High Speed Plus Natural Stone

Soldered diamond core wet cutting drill bit
 Ø 6 - 67 mm for extremely hard materials

Suitable for all other drilling systems with G 1/2" and 1.1/4" UNC!



2

Product Profile

APPLICATION AREA

Special wet drill bits for drilling in natural stone, granite, marble, (double) baked brick, masonry, (reinforced) concrete, glass or hollow brickwork from Ø 6 - 67 mm

Typical areas of application are HVAC&R, plumbing and electronic installations, old building renovations, laying tile, stairs and railing installation, air-conditioning technology, garden and landscaping

KEY FEATURES

- Extremely easy cuts, very long service life through 9 mm high segments
- Suitable for all ROTHENBERGER drilling machines
- Balanced rotation reduces wear
- Drilling even through material combinations possible

KEY FEATURES

- Drill holes on the seam or edge of material possible with the use of diamond rings
- Conventional G 1/2" threaded attachments

TECHNICAL DATA

G 1/2" Adaptor

Drill Bits	Segment	Segment dimensions (L x W x H)
Ø 6 - 40 mm	Ring segments	Ring x (1.15 - 2.0) x 9 mm
Ø 45 - 67 mm*	4 - 6	24 x 2.5 x 8 mm
Effective length:	Ø 6.3 - 10 mm = 50 mm	
	Ø 12 - 67 mm = 120 mm	
	Special length of 300 mm available upon request	

*Single segment mounting from Ø 45 mm

9 mm high segments with high diamond concentration

Extremely easy cutting, very long service life in Granite tiles

Threaded adaptor G 1/2"

Suitable for all other ROTHENBERGER drilling machines



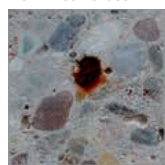
Overwound drill bits

Balanced rotation reduces wear


Drilling of the hardest materials




Reinf. concrete




Marble



Granite



Green granite



Masonry




Hollow brickwork



Aerated concrete



Asphalt



Suitable for



RD 160



CERAMIC



RD 200

Ø mm	kg	Adaptor G 1/2" No.
6.3	0.17	FF44806
8.3	0.17	FF44808
10	0.17	FF44810
12	0.19	FF44812
14	0.20	FF44814
15	0.20	FF44815
16	0.20	FF44816

Ø mm	kg	Adaptor G 1/2" No.
18	0.21	FF44818
20	0.22	FF44820
22	0.22	FF44822
24	0.22	FF44824
25	0.23	FF44825
26	0.23	FF44826
28	0.25	FF44828

Ø mm	kg	Adaptor G 1/2" No.
30	0.25	FF44830
32	0.25	FF44832
35	0.30	FF44835
36	0.32	FF44836
38	0.34	FF44838
40	0.34	FF44840
42	0.35	FF44842

Ø mm	kg	Adaptor G 1/2" No.
45*	0.42	FF44845
50*	0.60	FF44850
55*	0.65	FF44855
60*	0.72	FF44860
65*	0.76	FF44865
67*	0.79	FF44867

* with single segment mounting

DX-High Speed Plus Universal Drill Bits

Space welding universal wet and dry drill bits
Ø 20 - 300 mm

Space Welding and
PRISMACUT



2

Product Profile

APPLICATION AREA

Wet and dry drill bits for drilling in reinforced concrete, asphalt, masonry, as well as lime sand brick for Ø 20 - 300 mm

Typical areas of application are HVAC&R and electronic installations, old building renovations, building industry, air-conditioning technology, garden and landscaping

KEY FEATURES

- Extremely easy cutting, safe cut in hand-operated use
- Faster cutting progress and extremely long service life
- Suitable for all other ROTHENBERGER drilling machines
- Balanced rotation reduces wear

Suitable for



RD 160*



RD 200*



RD 500*

We recommend the optional extraction rotor when using as a dry drill bit

Highest service life and universal application!

Marble



Masonry




Hollow brickwork



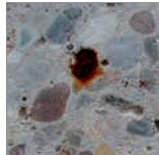
Pavement



Lime sand brick



Reinf. concrete



Threaded adaptor G 1/2" and 1.1/4" UNC

Suitable for all other ROTHENBERGER drilling machines



Space welding

Allows wet and dry use

Overwound drill bits

Balanced rotation reduces wear



Extremely easy cuts,
safe cuts in hand
operated use



Special segment mix

Quicker drilling progress
and extremely long service life



Ø mm	kg	Adaptor G 1/2" No.
20	0.5	FF44620
30	0.6	FF44630
40	0.7	FF44640
52	0.9	FF44650
62	1.2	FF44660
72	1.4	FF44670

Ø mm	kg	Adaptor G 1/2" No.
82	1.6	FF44680
92	1.9	FF44690
102	2.1	FF44700
112	2.4	FF44710
122	2.6	FF44720
132	2.9	FF44730

Ø mm	kg	Adaptor 1.1/4" No.
30	0.7	FF44030
40	1.2	FF44040
52	1.6	FF44050
62	1.9	FF44060
72	2.3	FF44070
82	2.6	FF44080
92	3.0	FF44090
102	3.4	FF44100
112	3.8	FF44110
122	4.2	FF44120

Ø mm	kg	Adaptor 1.1/4" No.
132	4.6	FF44130
142	5.0	FF44140
152	6.4	FF44150
162	7.0	FF44160
172	7.5	FF44170
182	8.0	FF44180
200	9.0	FF44200
220	11.4	FF44220
250	13.6	FF44250
300	19.3	FF44300

Suitable for all other drilling systems with G 1/2" and 1.1/4" UNC!

RODIA® Diamond Core Drilling

RODIA® Diamond-Drill Bits

SPEED STAR DX

Space welding wet and dry drill bits Ø 10 - 500 mm

Space Welding and PRISMACUT



2

Product Profile

APPLICATION AREA

Wet and dry drill bits for asphalt, masonry, as well as natural and artificial stone of Ø 10 - 500 mm

Typical areas of application are HVAC&R, plumbing, old building renovations, building industry, air-conditioning technology, gardening and landscaping

KEY FEATURES

- Extremely easy cuts, safe cut in hand-operated use
- Balanced rotation reduces wear
- Suitable for all other ROTHENBERGER drilling machines
- Standard lengths 400 / 500 mm, special lengths available on request
- Conventional G 1/2" and 1.1/4" UNC threaded adaptors

TECHNICAL DATA

Drill Bits	Segment	Segment dimensions (L x W x H)
Ø 10 - 38 mm	1	16 x 3.0 x 7.0 mm
Ø 40 - 48 mm	1 - 4	24 x 3.0 x 9.0 mm
Ø 50 - 55 mm	5 - 6	24 x 3.5 x 9.0 mm
Ø 56 - 72 mm	6 - 7	24 x 3.5 x 9.0 mm
Ø 75 - 102 mm	7 - 8	24 x 3.5 x 9.0 mm
Ø 107 - 142 mm	9 - 11	24 x 4.0 x 9.0 mm
Ø 142 - 182 mm	11 - 14	24 x 4.0 x 9.0 mm
Ø 182 - 250 mm	14 - 16	24 x 4.0 x 9.0 mm
Ø 300 - 500 mm	16 - 26	20 x 5.0 x 9.0 mm

Connection G 1/2": Effective length 400 mm

Connection 1.1/4" UNC: Effective length 430 mm

PRISMACUT

for better drill behaviour

Extremely high diamond concentration

Faster drilling progress

Suitable for



RD 160*

RD 200*



RD 500*

Special drill bits for asphalt, pavement, as well as special lengths up to 1000 mm available upon request !

* We recommend the optional extraction rotor when using as a dry drill bit



Overwound drill bits

Balanced rotation reduces wear


Threaded adaptor G 1/2" and 1.1/4" UNC

Suitable for all other ROTHENBERGER drilling machines

Reinf. concrete

Marble

Asphalt



Ø mm	kg	Adaptor G 1/2" No.	Ø mm	kg	Adaptor G 1/2" No.	Ø mm	kg	Adaptor 1.1/4" No.	Ø mm	kg	Adaptor 1.1/4" No.
10	0.3	FF00610	52	0.9	FF00650	20	0.5	FF00020	122	4.2	FF00120
12	0.4	FF00612	56	1.2	FF00655	25	0.6	FF00025	125	4.3	FF00125
14	0.4	FF00614	62	1.2	FF00660	30	0.7	FF00030	132	4.6	FF00130
15	0.4	FF00615	66	1.3	FF00665	40	1.2	FF00040	142	5.0	FF00140
16	0.4	FF00616	72	1.4	FF00670	46	1.4	FF00045	152	6.4	FF00150
18	0.4	FF00618	76	1.5	FF00675	52	1.6	FF00050	162	7.0	FF00160
20	0.5	FF00620	82	1.6	FF00680	56	1.7	FF00055	172	7.5	FF00170
24	0.5	FF00624	87	1.7	FF00685	62	1.9	FF00060	182	8.0	FF00180
25	0.5	FF00625	92	1.9	FF00690	66	2.1	FF00065	200	9.0	FF00200
26	0.5	FF00626	95	2.0	FF00695	72	2.3	FF00070	220	11.4	FF00220
28	0.6	FF00628	102	2.1	FF00700	76	2.4	FF00075	250	13.6	FF00250
30	0.6	FF00630	108	2.3	FF00705	82	2.6	FF00080	280	17.6	FF00280
32	0.6	FF00632	112	2.4	FF00710	87	2.8	FF00085	300	19.3	FF00300
35	0.7	FF00635	117	2.5	FF00715	92	3.0	FF00090	350	23.6	FF00350
38	0.7	FF00638	122	2.6	FF00720	102	3.4	FF00100	400	28.4	FF00400
40	0.7	FF00640	127	2.8	FF00725	108	3.6	FF00105	450	33.6	FF00450
46	0.7	FF00645	132	2.9	FF00730	112	3.8	FF00110	500	39.1	FF00500

Vacuum Pump RODIA-VAC

This vacuum pump is suitable for all diamond core drilling units. An extraction tank prevents the vacuum plate from loosening quickly during a sudden power failure. Oil-free vacuum pump with pressure gauge.



1.1 kW motor power
85% Vacuum
200 l/min extraction volume

10 l extraction tank

Safety during a power failure



Drill stand can only be mounted with a combination of vacuum plate and vacuum set!

Vacuum-Sets



No. FF35710
No. FF35740

Quick Clamping Column

Toolless and reliable bracing between floor and wall or wall and wall. Maximum operation range from 1.7 m up to 3.0 m with a load capacity up to 500 kg with sideways guidance.



No. FF35015

Model	kg	No.
Quick Clamping Column	9.0	FF35015
Vacuum pump RODIA-VAC 230 V	20.0	FF35200
Vacuum set, RODIACUT® 131 DWS, 150, 170 C	1.1	FF35710
Spare foamed rubber for drill base RC 150 etc.	0.1	FF50007
Vacuum set RODIACUT® 202 DWS, 250, 270 C	1.1	FF35740
Spare foamed rubber for drill base RC 250 etc.	0.1	FF50008

Concrete / Masonry Fixing Set

Includes (No. FF35120): Knurled thread rod Type G-B 160 mm, screw thread M 12/20 mm (No. FF35129), U-washer (No. FF70166), winged nut M 12 (No. FF55150), 25 x drive-in anchor M 12 (No. FF 35122) and drive-in iron (No. FF35128)

Includes (No. FF35121): Knurled thread rod Type G-M 280 mm, screw thread M 12/85 mm (No. FF35130), U-washer (No. FF70166), winged nut M 12 (No. FF55150), hexagonal nut M12 (No. FF70167), 5 x Rawl-Anchor M 12 (reusable) (No. FF35126) and drive-in iron (No. FF35128)



No. FF35120



No. FF35121

Thread Interfaces

Between motor connection and drill bit



No. FF35095

No. FF35080

No. FF35091

Copper Rings 1.1/4"

Levels out the unevenness between motor connection and drill bit. Easy loosening prevents drill bits from getting stuck on the driveshaft.




Special Diamond Drills for Tiles and Natural Stone

For use when hammer drills can not do the job. Various material combinations, such as tiles on concrete, can be easily drilled without damage.

Special Diamond Drills

for Tiles and Natural Stone



No. FF44815

No. FF44820

SDS-plus Hammer drill



Model	kg	No.
Concrete fixing set	1.90	FF35120
Drive-in anchor concrete M12	0.04	FF35122
Threaded rod, B15 concrete set	0.20	FF35129
Threaded rod, B15 masonry	0.30	FF35130
SDS-plus Hammer drill Ø 15 mm, wl. 160 mm	0.16	111429*
Wet drill bit Ø 15 mm, G1/2"	0.20	FF44815
Masonry fixing set	1.10	FF35121
Rawl anchor M 12	0.08	FF35126
SDS-plus Hammer drill Ø 20 mm, wl. 300 mm	0.22	111449*
Wet drill bit Ø 20 mm, G1/2"	0.22	FF44820
G 1/2" outer thread to 1.1/4" UNC outer thread	0.50	FF35080
1.1/4" UNC inner thread to G 1/2" inner thread	0.70	FF35095
Adaptor DD-BI to G 1/2" + 1.1/4"	0.50	FF35091
Adaptor DD-BU to G 1/2" + 1.1/4"	0.80	FF35092
Threaded interface WÜRTH to 1.1/4"	0.60	FF35101
Copper ring 1.1/4"	0.05	FF35190

* Cordless Rotary Hammer p.331

¹⁾ Complete terms and conditions at www.rothenberger.com/service. RO SERVICE+ only valid in participating countries.

RODIA® Diamond Core Drilling

Accessories Hand-Operated & stationary Drilling

Water Supply

The sturdy 10 litre pressurized water container made of steel is perfectly suited for individual drilling. When drilling large diameters or series drillings, the fully submersible RODIAPUMP enables a mobile supply of water from buckets or other containers up to a delivery height of 5 meters using a 1" water hose.

Comfortable water connection

Quick connection with the GK adaptor and quick-plug coupling

Rust-free motor shaft

Prevents the quick jamming of the rotor

Fine filter

Prevents entry of foreign materials and protects the motor shaft

No. FF35029



Model	kg	No.
Submersible water pump, 230 Volt	4.40	FF35029
Water supply hose with Aqua-Stop	0.20	FF35302

Manometer

pressure indicator

2.5 meter hose length

Ideal use for ceiling holes



No. FF35026

Connection Quick plug-in coupling

Drip-free connection even under water pressure

Model	kg	No.
Pressurized water container, 10 Liter	5.50	FF35026
Water supply hose f. RODIADRILL	0.20	FF35301

Water Extraction Systems

The dirty cooling water is extracted in connection with a wet and dry vacuum (FF35144, FF35210)



No. FF35730

Only for RODIACUT® 202
DWS, 250 and 270 C



No. FF35700

Only for RODIACUT®
131 DWS, 150 and 170 C

Model	kg	No.
Water collection ring, stationary (up to Ø 132 mm)	1.2	FF35700
Spare rubber membrane (for FF35700)	0.3	FF55131
Water collection ring, stationary (up to Ø 200 mm)	2.5	FF35730
Spare rubber membrane (for FF35730)	0.6	FF55201

Extensions

G 1/2" and 1.1/4" UNC

Easy extension of the drilling depth
High-quality and robust steel design



Extensions
G 1/2"



Extensions
1.1/4" UNC


Nominal length in mm	kg	G 1/2" No.	kg	1.1/4" UNC No.
100	0.40	FF35040	1.00	FF35060
200	0.90	FF35045	2.00	FF35065
300	1.40	FF35050	3.00	FF35070
500	2.40	FF35055	5.10	FF35075

Extraction Rotor "RODIADUST"

Universal adaptor for wet drilling machines for dust-free dry drilling

Provides optimum extraction results in conjunction with RODIA DRY CLEANER (FF35144) and increases the drilling process, prevents jamming of drill bit and reduces segment wear.

Model	kg	No.
Extraction Rotor (Drill bit 1.1/4" UNC / motor G 1/2")	1.90	FF40056



RODIA® Diamond Core Drilling Extraction systems

RODIA DRY CLEANER 1600

Wet and dry extraction unit

Especially good performance when used with WALL CUT 6540, RODIADRILL 1800 DRY or other ROTHENBERGER extraction-friendly system products




Fig. Folded filter
No. FF55374

**Constant extraction power!
Automatic filter-cleaning function!**



High cleaning efficiency

2 polyester-filter cassettes with 99.9% dust retention (max. 20 l), water retention of 15 litres



Separate automatic outlet
Adaptor for further electric tools

User comfort with a wide operating range

5 m long suction hose and 8 m long AC power cord

Model	kg	No.
RODIA DRY CLEANER 1600	10.8	FF35144
Folded filter (2 pieces) for wet suction	1.0	FF55374
Fleece filter (5 pieces) for dry suction	0.3	FF55388

RODIA CLEANER 1400

Water suction unit

KEY FEATURES

- Easy-to-handle and powerful 1,400 watt water extraction unit
- 35 litre container made of zinc-plated steel plate with acrylate coating: Rust-free
- Separate automatic outlet connection for an additional electrical tools



Set (No. FF35210) includes various extraction tubes and extraction nozzles. Wet-suction is possible when used with the cartridge filter system. When used with a cloth filter, dry suction possible. Suitable for use with our core drilling systems.

Model	kg	No.
RODIA CLEANER 1400, 35 litres	9.0	FF35210
Cartridge filter	1.0	FF55447
Paper filter (5 pieces)	1.0	FF55448



Separate automatic outlet
Connection for additional electrical tools

Light and easy-to handle

Impact protective ring at base with 4 double roller wheels, 9 kg weight





Bending

System Overview Bending	54 - 55
Manual	
One Handed Bender	56 - 58
Bending Pliers	59 - 60
Tube Bending Springs CU	61
Internal Bending Springs MSR	61
Vice Bender	62 - 63
Manual-Hydraulic	
Bender Manual Hydraulic	64 - 65
Electric Hydraulic	
Bender Electric Hydraulic	66 - 67
Electric	
Bender Electric	68 - 70
Bending Tables	71 - 73

Bending

System Overview

3

Push bending

TUBE BENDER



TUBE BENDER Maxi



TUBE BENDER Maxi MSR



Method:	Manual 90°	Manual 90°	Manual 90°
Working range: Copper	Ø 5 - 12 mm (1/4 - 1/2"), •⊖1 mm, soft	Ø 12 - 22 mm (3/8 - 7/8") •⊖1 mm, soft	–
Working range: Aluminium	Ø 5 - 12 mm (1/4 - 1/2"), •⊖1 mm, soft	Ø 12 - 22 mm (3/8 - 7/8") •⊖1 mm, soft	–
Working range: Precision steel	Ø 5 - 12 mm (1/4 - 1/2"), •⊖1 mm, soft	Ø 12 - 22 mm (3/8 - 7/8") •⊖1 mm, soft	–
Working range: Stainless steel	–	Ø 12 - 18 mm (3/8 - 5/8") •⊖1 mm, soft	–
Working range: MSR	–	Ø 14 - 26 mm (5/8 - 7/8") •⊖2 mm	Ø 14 - 32 mm •⊖2 mm

Page

56

57

58

Pull bending

**Standard Two Handed
Bender**



MULTIBEND



MINIBEND



Standard Bender



Method:	Manual 90°	Manual 180°	Manual 180°	Manual 180°
Working range: Copper	Ø 12 - 22 mm •⊖1 mm, semi-hard	Ø 10 - 18 mm (1/4 - 5/8") •⊖1 mm, soft	Ø 6 - 10 mm (1/4 - 3/8") •⊖1 mm, soft	Ø 6 - 18 mm (1/4 - 5/8") •⊖1 mm, soft
Working range: Aluminium	–	Ø 10 - 18 mm (1/4 - 5/8") •⊖1 mm, soft	Ø 6 - 10 mm (1/4 - 3/8") •⊖1 mm, soft	Ø 6 - 18 mm (1/4 - 5/8") •⊖1 mm, soft
Working range: Precision steel	–	Ø 10 - 18 mm (1/4 - 5/8") •⊖1 mm, soft	Ø 6 - 10 mm (1/4 - 3/8") •⊖1 mm, soft	Ø 6 - 18 mm (1/4 - 5/8") •⊖1 mm, soft
Working range: Stainless steel	–	–	–	–
Working range: MSR	–	–	–	–

Page

59

59

60

60

Push bending

	ROBULL Typ E	ROBULL MSR Typ E	ROBULL Typ ME	ROBULL MSR Typ ME
Method:	Manual hydraulic 90°	Manual hydraulic 90°	Electro hydraulic 90°	Electro hydraulic 90°
Working range: Copper	–	–	–	–
Working range: Aluminium	–	–	–	–
Working range: Precision steel	Ø 3/8" - 2"	–	Ø 3/8" - 2"	–
Working range: Stainless steel	–	–	–	–
Working range: MSR	–	Ø 40 - 63 mm	–	Ø 40 - 63 mm
Page	64, 65	64, 65	66, 67	66, 67

Pull bending

	Pro Bender	Internal Bending Springs MSR	ROBEND® H+W PLUS	ROBEND® 4000
Method:	Manual 180°	Manual 180°	Manual 180°	Electric 180°
Working range: Copper	Ø 10, 16 mm (3/8 - 3/4") ±0.1 mm, soft, semi-hard, hard	–	Ø 8 - 22 mm (5/16 - 7/8") ±0.1 mm, soft, semi-hard, hard	Ø 12 - 35 mm (1/2 - 1.3/8") ±0.1 mm, soft, semi-hard, hard
Working range: Aluminium	–	–	Ø 8 - 22 mm (5/16 - 7/8") ±0.1 mm, soft	Ø 12 - 28 mm (1/2 - 1.1/8") ±0.2 mm, soft, semi-hard, hard
Working range: Precision steel	–	–	Ø 10 - 22 mm (3/8 - 5/8") ±0.1 mm, soft	Ø 12 - 28 mm (1/2 - 1.1/8") ±0.2 mm, soft
Working range: Stainless steel	Ø 10, 16 mm (3/8 - 3/4") ±0.1 mm, soft, semi-hard, hard	–	Ø 8 - 22 mm (5/16 - 7/8") ±0.1 mm	Ø 12 - 28 mm (1/2 - 1.1/8") ±0.2 mm
Working range: MSR	–	Ø 6 - 20 mm	–	Ø 12 - 32 mm (1/2 - 1.1/4") ±0.3 mm
Page	61	61	62, 63	68 - 70

Bending

Manual

TUBE BENDER

For accurate one handed bending up to 90°,
Ø 5 - 12 mm (1/4 - 1/2")



Product Profile

APPLICATION AREA

Suitable for pipes made of:

Copper (soft) and aluminium:

Ø 5 - 12 mm, 1/4 - 1/2"

Precision steel (soft):

Ø 5 - 12 mm, 1/4 - 1/2"

KEY FEATURES

- Accurate bending even in restricted spaces
- Production of U-bends, counter bends, swan-neck bends and connecting bends possible at all levels
- Quick and simple change of the bending formers
- Fast release and removal of the bending formers
- One handed operation through the ergonomic design
- Fast and accurate bending

3

Ratchet arm with bayonet coupling

Quick change of the bending formers

Release lever

Quick release and reset of the bending formers

Ergonomic design

One handed operation

Compact design

Accurate bending even in restricted spaces

Mechanical ratchet feed


Quick and accurate bending

Open bending frame

Production of U-bends, counter bends and connecting bends possible at all levels



Various bends possible



TUBE BENDER (No. 24130)



Bending formers (No. 24048)



Back plates (No. 24049)



Bending segments



TUBE BENDER sets includes: basic tool complete with bending segments, back plates, in plastic carrying case (No. 24025)

Model	kg	☐	No.
Basic Set (basic tool, back plates plastic case)	1.00	1	24010
TB Set 5 - 6 - 8 - 10 mm	2.84	1	24131
TB Set 6 - 8 - 10 - 12 mm	3.03	1	24132
TB Set 8 - 10 - 12 mm	2.82	1	24133
TB Set 1/4 - 5/16 - 3/8 - 1/2"	2.92	1	24134
Basic tool without bending segments	0.36	1	766004016
Support segment	0.05	1	24048
Back plate without support segment	0.14	1	24049

TUBE BENDER Bending segments

Model	Size	g	No.
Bending segment	5 mm	190	24001
Bending segment	6 mm	210	R2403200
Bending segment	8 mm	250	R2403300
Bending segment	9 mm	360	R2403400
Bending segment	10 mm	390	R2403500
Bending segment	12 mm	390	24007
Bending segment	1/4"	210	R2403200
Bending segment	5/16"	250	R2403300
Bending segment	3/8"	270	24006
Bending segment	1/2"	380	24008

Previous bending segments and back plates including support segments from earlier models are compatible!

TUBE BENDER MAXI

For accurate one handed bending up to 90°,
Ø 12 - 26 mm (3/8 - 7/8")



Product Profile

APPLICATION AREA

For the bending of pipes made of soft copper and aluminium, coated copper and precision steel pipes, as well as multi-layered composite pipes (only in Suitable for pipe made of:

Copper (soft) and Aluminium:	Ø 10 - 22 mm, 3/8 - 7/8"
Copper (coated):	Ø 10 - 18 mm, 3/8 - 5/8"
Precision steel (soft):	Ø 10 - 22 mm, 3/8 - 7/8"
Stainless steel (thin-walled, soft):	Ø 10 - 18 mm, 3/8 - 5/8"
MSR (Multilayer):	Ø 14 - 26 mm, 5/8 - 7/8"

KEY FEATURES

- Eliminates the cost for bending formers, storage and purchase
- Quick release and reset of the bending segments
- Bending segments are easily exchanged
- Optimum bending results

3



Adjustable bending frame

Production of U-bends, counter bends, swan-neck bends and connecting bends possible at all levels

TUBE BENDER MAXI Sets include: basic unit (No. 766100016), back plate support with segments (Cu Set No. 23001) (MSR Set No. 23001), (MSR-Set No. 24022), plastic carrying case (No. 23097)

Model	kg	📦	No.
TB MAXI Set 12 - 15 - 18 - 22 mm	3.5	1	023020X
TB MAXI Set 12 - 14 - 16 - 18 - 22 mm	3.5	1	023021X
TB MAXI Set 3/8 - 1/2 - 5/8 - 3/4 - 7/8"	3.3	1	023022X
TB MAXI Set MSR 14 - 16 - 18 - 20 - 25 mm	3.3	1	023090X
TB MAXI Set MSR 14 - 16 - 18 - 20 - 26 mm	3.3	1	023091X
Basic tool w/o back plate support	1.0	1	766100016
Back plate support w/o support segment	0.5	1	R2301500
Support segments MSR R/L 10 - 25 mm	0.5	2	23008
Support segments R/L 12 - 22 mm	0.1	2	23047

Previous bending segments and support segments from earlier models are compatible!

TUBE BENDER MAXI Bending segments

Model	Size	max. mm	kg	No.
Bending segment	10 mm	1.0	80	23001
Bending segment	12 mm	1.0	80	23002
Bending segment	14 mm	1.0	80	23003
Bending segment	15 mm	1.0	90	23004
Bending segment	16 mm	1.0	100	23005
Bending segment	18 mm	1.0	140	23006
Bending segment	22 mm	1.0	170	23007
Bending segment	3/8"	1.0	70	23010
Bending segment	1/2"	1.0	80	23011
Bending segment	5/8"	1.0	100	23012
Bending segment	3/4"	1.0	120	23013
Bending segment	7/8"	1.0	170	23014

Bending

Manual

TUBE BENDER MAXI MSR Set

One-handed bending tool for precision bending of multi-layered composite pipes (MSR), Ø 14 - 32 mm



Product Profile

APPLICATION AREA

Universal bending tool. Increases safety by reducing the number of joints. Eliminates the costs for bending formers, storage and purchase

KEY FEATURES

- Ideal in confined spaces
- Quick release and resetting of bending formers
- Bending formers easily changed
- Optimal bending results
- Reduction of pressure-loss in the unit due to the low cross-sectional constriction as compared to prefabricated form pieces

3

Adjustable bending frame

Production of U-bends, counter bends, swan-neck bends and connecting bends possible at all levels

Ratchet arm with bayonet coupling

Bending formers easily changed

Plastic bending formers and support segments with increased conductivity

Optimum bending results

Smooth running feed lever

Ideal for use in confined spaces and for one-handed operation

Release lever

Quick release and resetting of bending formers

Mechanical ratchet feed

Quick operation

Fig. TUBE BENDER MAXI MSR

Body made of resistant die-cast steel

Sturdy and long-lasting

Universal field operation



Sets (No. 23065 / 23095) include: TUBE BENDER MAXI MSR (No. 23076), support brackets (No. 23080), bending formers in plastic carrying case (No. 995867300)

Model	Description	No.
TUBE BENDER MAXI MSR	14 - 16 - 18 - 20 - 25 - 32 mm	23065
TUBE BENDER MAXI MSR	14 - 16 - 18 - 20 - 26 - 32 mm	23095

ACCESSORIES



Description	g	No.	Description	g	No.
Bending segment 14 x 2,0 mm	80	23003	Bending segment 26 x 2,0 mm	200	23053
Bending segment 16 x 2,0 mm	100	23005	Bending segment 32 x 2,0 mm	380	23051
Bending segment 18 x 2,0 mm	140	23050	Basic tool 32 without support brackets	1,280	23076
Bending segment 20 x 2,0 mm	150	23052	Support brackets with support segments R/L 23076	790	23080
Bending segment 25 x 2,0 mm	180	23009	Support segment MSR R/L 14 - 32 mm for 23076 (1 pc.)	200	23083

Pro Bender

For Bending of pipes out of copper, stainless steel and carbon steel in the sizes 10 mm and 16 mm and 3/8" - 3/4"

KEY FEATURES

- Bending of pipes out of copper, stainless steel and carbon steel possible
- Long lasting due to forged cast iron body
- Comfortable working due to long levers and rubber handles
- Clamping surface for working with a vice



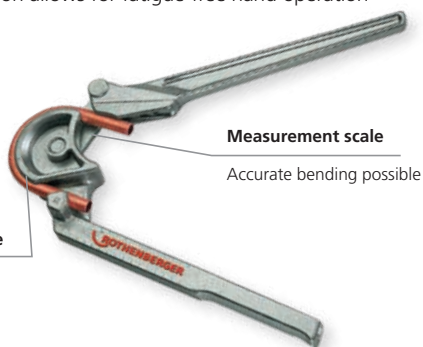
Size	max. mm	R Radius mm	L mm	kg	No.
3/8" / 10 mm	1.0	40	530	2.2	1000001431
1/2"	1.0	47	530	2.1	767050016
5/8" / 16 mm	1.0	76	770	4.0	1000000445
3/4"	1.0	76	770	3.9	767750016

MULTIBEND Standard Bender 180°

For accurate bending up to 180° of pipes made of soft copper, aluminium and precision steel Ø 10 - 18 mm (1/4 - 5/8")

KEY FEATURES

- Bending radius display of 0 - 180° for accurate bending
- Clamp mechanism for better pipe hold allows the bending of shorter pipe pieces
- Light construction allows for fatigue-free hand operation



Size	max. mm	R Radius mm	kg	No.
10 mm	1.0	30	0.37	25401
12 mm	1.0	36	0.64	25402
14 mm	1.0	42	0.98	25403
15 mm	1.0	48	1.45	25404
16 mm	1.0	48	1.46	25405
18 mm	1.0	54	2.00	25406

Standard Two Handed Bender 90°

For accurate bending up to 90° for pipes made of semi-hard copper according to DIN EN 1057 Ø 12 x 1.0 - 22 x 1.0 mm

KEY FEATURES

- Universal bender for sanitary and heating installations refrigeration and air-conditioning systems
- Long handles allow for better leverage in the bending of semihard copper pipes
- Bending pliers with sliding carriage for millimetre-exact bending
- Accurate adjustments between the bending radius and handle length reduces effort required



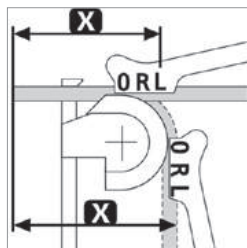
Size	mm	R Radius mm	L mm	kg	No.
12 mm	1.0	43	460	1.4	462212
15 mm	1.0	60	600	2.3	462215
18 mm	1.0	74	860	3.2	462218
22 mm	1.0	87	900	4.3	462222

Bending


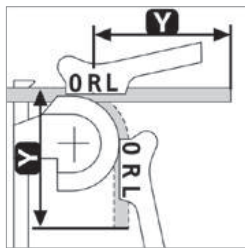
Manual

3

Method L



Method R



Accurate bending

Minimum size chart and bending radius display on measurement scale

MINIBEND

For accurate two handed bending up to 180° of pipes made of soft copper, brass, aluminium and precision steel Ø 6 - 10 mm, (1/4 - 3/8")

KEY FEATURES

- Suitable for use in refrigeration and air-conditioning, oil supply, automotive, hydraulic and pneumatic industries

Method L- Determination of the length of L - Left:

O: Reference to bending scale (0-0) and/or start/end of the bending radius
L: Used to determine/indicate the final dimension desired from the left (pipe beginning) up to top edge of the pipe (Measure X)

Method R: Determination of the length of R - Right:

O: Reference to bending scale (0-0) and/or start/end of the bending radius
R: Used to determine/indicate the final dimension desired from the right (pipe beginning) up to top edge of the pipe (Measure Y)

Model	Size	g	No.
MINIBEND	6 - 8 - 10 mm	420	25150
MINIBEND	1/4 - 5/16 - 3/8"	420	25151

Standard Bender 180°


For accurate bending up to 180° of pipes made of soft copper, aluminium and precision steel Ø 6 - 18 mm (1/4 - 5/8")

KEY FEATURES

- Bending radius display of 0 - 180° for accurate bending
- Clamp mechanism for better pipe hold allows the bending of shorter pipe pieces
- Light construction allows for fatigue-free hand operation

Accurate bending

Minimum size chart and bending radius display on measurement scale



Size	R Radius mm	L mm	g	No.
6 mm	18	305	550	25130
10 mm	30	390	970	25132
12 mm	36	390	980	25133
14 mm	47	450	1,580	25134
15 mm	54	450	1,830	25135
16 mm	58	450	1,830	25136
18 mm	66	480	2,110	25137
1/4"	18	305	560	25140
5/16" / 8 mm	24	305	640	25131
1/2"	30	390	1,680	25142
5/8"	58	450	1,830	25136

ACCESSORIES




Description	No.
Internal / External deburrer	31 150000236
Bending spray, 150 ml	61 25120

Copper Tube Bending Springs

For free-handed bending of soft copper pipes
Ø 8 - 16 mm (1/4 - 5/8")

KEY FEATURES

- Coiled cone for ideal handling even with longer pipes
- Tough and long lasting with the cadmium-plated spring steel
- Optimal spring form prevents buckling in bending radius area



Size	g	No.
8 mm	70	25181
10 mm	80	25182
12 mm	160	25183
15 mm	220	25185
16 mm	220	25186


Size	g	No.
5/16"	70	25181
1/2"	130	25190
5/8"	220	25186

MSR Internal Bending Springs

For hand bending of aluminium multi-layer pipes (MSR)
Ø 6 - 20 mm

KEY FEATURES

- Ideal operation even with longer pipes:
Grip ring for retraction out of the pipe
- Entry taper for clean insertion in the pipe
- Sturdy and long lasting: NIROSTA spring steel
- Pipe will not buckle due to optimal spring form




Grip ring

for insertion into and retraction out of the pipe

Entry taper

for clean insertion in the pipe

Model	Bending spring	Pipe	g	No.
MSR-internal-bending spring	6.0 mm	12.0 mm	90	25441
MSR-internal-bending spring	8.0 mm	14.0 mm	120	25442
MSR-internal-bending spring	10.0 mm	16.0 mm	150	25443
MSR-internal-bending spring	12.0 mm	18.0 mm	180	25444
MSR-internal-bending spring	13.5 mm	20.0 mm	220	25445
MSR-internal-bending spring	19.0 mm	25/26 mm	380	25446



Bending Spray

For bending copper and steel pipes

KEY FEATURES

- Combination of slide and bending oil
- Because of the special viscosity even copper and steel pipes are able to be bent easily

Model	Contents	No.
Bending spray, 150 ml	150 ml	25120



Fig. Bending spray

ACCESSORIES



Description	No.
Internal / External deburrer	31 150000236

Bending

Manual

ROBEND® H+W PLUS

For accurate cold bending up to 180°,
 Ø 8 - 22 mm (5/16 - 7/8")



Product Profile

APPLICATION AREA

For accurate bending up to 180° on pipes made of:

Copper (soft, semi-hard, hard thin-walled):	Ø 8 - 22 mm,	5/16 - 7/8"
Copper (coated, also thin-walled):	Ø 10 - 18 mm,	3/8 - 5/8"
Aluminium and brass:	Ø 8 - 22 mm,	5/16 - 7/8"
Precision steel (also coated):	Ø 10 - 22 mm,	3/8 - 5/8"
Seamless stainless steel:	Ø 8 - 22 mm,	5/16 - 7/8"

KEY FEATURES

- Exact bending to the mm on continuous pipe
- Retains shape and remains stable
- Two-hand bending possible with the additional handle up to Ø 18 mm / 5/8"
- Eliminates the costs of purchase and storage of bending formers
- Easy bending through clamping on a vice
- Exact bending with the minimum size chart and bending radius display

3

ROLUB-Anti-block-System

Less effort due to lower friction and optimum distribution of the bending spray

ROLUB-Antiblock-System!

Optimum combination of ROLUB guide shoe and the bending former

Perfect bending results without friction marks

Minimum size chart and bending radius display

Accurate bending

Bending formers with base plate


Easy bending through clamping on a vice

Made from high quality forged aluminium

Retains shape and remains stable

Thread for the attachment of the additional lever (accessories)

Free-hand bending possible



ROBEND® H+W PLUS Bender

Universal hand bender complete with bending former, fork with ROLUB guide shoe and handle. Universal application in sanitary and heating installations, refrigeration and air-conditioning systems and industrial systems



ROBEND® H+W PLUS Bender

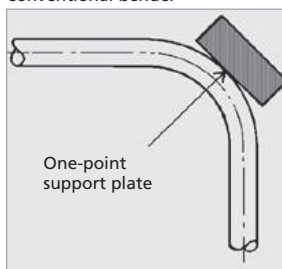
Size	max mm	R Radius mm	g	No.
8 mm	1,0	22	660	24508
10 mm	1,0	32	1,180	24510
12 mm	1,0	38	1,110	24512
14 mm	1,0	45	1,370	24514
15 mm	1,0	45	1,370	24515
16 mm	1,0	64	2,620	24516
18 mm	1,0	64	2,620	24518
22 mm	1,0	81	3,800	24522
5/16"	1,0	22	660	24508
1/2"	1,0	38	1,110	24552
5/8"	1,0	64	2,620	24516
3/4"	1,0	81	3,850	24519
7/8"	1,0	81	3,800	24522

ACCESSORIES (additional lever for two-hand bending)*

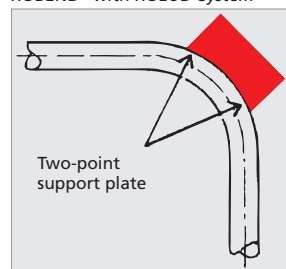
Lever (short) for bending formers Ø 8 mm / 3/8"	25075
Lever for bending formers Ø 10 - 15 mm	25076
Lever for bending formers bigger than Ø 15 mm	25078
Bending spray 150 ml	25120
Case ROBEND H+W Plus	150000255

*Possible from 10 mm


Conventional bender



ROBEND® with ROLUB-System



Accurate bending



ROBEND® H+W PLUS Bending Sets

Sets include: Steel carrying case for a maximum of 5 bending formers, 2 levers for vice bending and bending spray (No. 25120). Bender corresponds to the respective pipe dimensions.

ROBEND® H+W PLUS Bending Sets

Model	Description	mm	kg	No.
ROBEND® H+W PLUS 12 - 15 - 18 - 22 mm		1.0	16.5	24500
ROBEND® H+W PLUS 10 - 12 - 14 - 16 mm		1.0	16.3	24501
ROBEND® H+W PLUS 12 - 14 - 16 - 18 mm		1.0	13.6	24502
ROBEND® H+W PLUS 15 - 18 - 22 mm		1.0	14.9	24505
ROBEND® H+W PLUS 1/2 - 5/8 - 3/4"		1.0	13.6	24503
ROBEND® H+W PLUS 1/2 - 5/8 - 7/8"		1.0	13.7	24504

ROLUB Anti-Block Special Guide Shoe

Size	g	No.
8 mm	20	25308
10 mm	20	25310
12 mm	30	25312
14 mm	30	25314
15 mm	30	25315
16 mm	50	25316
18 mm	50	25318
22 mm	90	25322
5/16"	20	25308
1/2"	30	25313
5/8"	50	25316
3/4"	90	25319
7/8"	90	25322

ROLUB Anti-Block Special Guide Shoe

Especially adapted to the ROBEND® H+W bender the ROLUB guide shoe with two-point lubricating chamber system

Elastic honeycomb construction

Up to 42% less effort due to less friction



ROLUB Special Guide Shoe made of high-quality polyamide

Perfect bending results without friction marks

Two-point lubricating chamber system

Ensures optimum distribution of lubrication

Bending

Manual-Hydraulic

ROBULL Type E / ROBULL MSR Type E

For precise, manual hydraulic cold bending up to 90°



Product Profile

APPLICATION AREA

Broadly applicable, universal portable hydraulic bending system for plumbing, sanitary and heating installation on construction sites, for apparatus and boiler construction and for industrial use. Also suitable for aligning tubes.

ROBULL Typ E:

For accurate bending up to 90° on pipes made of:

Carbon steel suitable for welding and thread-cutting Ø 3/8 - 2"

ROBULL MSR Typ E:

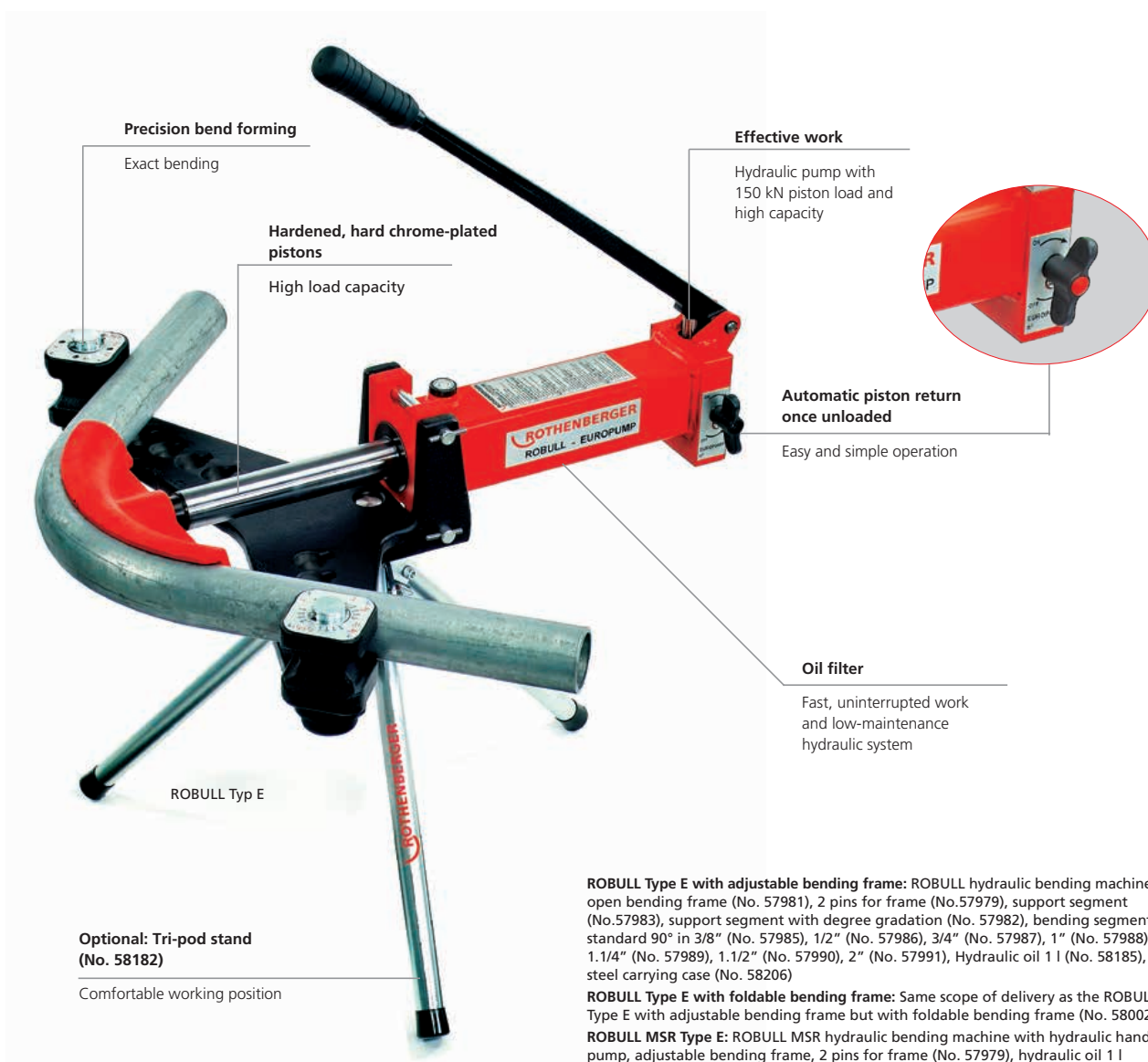
For accurate bending up to 90° on pipes made of:

Multi-layered composite pipe (MSR) Ø 40 - 50 - 63 mm

KEY FEATURES

- Precise bending with the angle scale on the support brackets (not with ROBULL MSR type E)
- Reduces welded joints
- No pre-warming of pipe is required
- No bending forms needed
- Works quicker with the 150 kN piston strength
- Easy and simple operation
- Closed, low-maintenance hydraulic system with a mono-block design and with quick, automatic piston retraction
- Comfortable working position with the tripod stand (opt.)
- With foldable and adjustable bending frame

3



ROBULL Type E with adjustable bending frame: ROBULL hydraulic bending machine, open bending frame (No. 57981), 2 pins for frame (No.57979), support segment (No.57983), support segment with degree gradation (No. 57982), bending segment standard 90° in 3/8" (No. 57985), 1/2" (No. 57986), 3/4" (No. 57987), 1" (No. 57988), 1.1/4" (No. 57989), 1.1/2" (No. 57990), 2" (No. 57991), Hydraulic oil 1 l (No. 58185), steel carrying case (No. 58206)

ROBULL Type E with foldable bending frame: Same scope of delivery as the ROBULL Type E with adjustable bending frame but with foldable bending frame (No. 58002)

ROBULL MSR Type E: ROBULL MSR hydraulic bending machine with hydraulic hand-pump, adjustable bending frame, 2 pins for frame (No. 57979), hydraulic oil 1 l (No. 58185), steel carrying case (No. 58206) (bending segments and support segments not included)

Model	Description	kg		No.
ROBULL Typ E	without accessories	16.8	1	057950X
ROBULL Typ E	with adjustable bending frame and accessories (see above)	59.8	1	057966X
ROBULL Typ E	with foldable bending frame and accessories (see above)	72.6	1	057961X
ROBULL MSR Typ E	without bending segments and support segments (see above)	54.0	1	57900

ROBULL Typ E



ROBULL Type E with foldable bending frame

ROBULL MSR Typ E



Set 40 - 50 - 63 (No. 58020) includes:
 Bending segments 40 mm (No. 58021),
 Bending segments 50 mm (No. 58022),
 Bending segments 63 mm (No. 58023),
 Support segments 40 mm (No. 57921),
 Support segments 50 mm (No. 57922),
 Support segments 63 mm (No. 57923)

ROBULL Typ E Bending segments

Small bending radius (red)

inch	mm	Wall thickness min. mm	r mm	kg	No.
3/8"	17.2	2.35	45	0.7	57985
1/2"	21.3	2.65	49	0.7	57986
3/4"	26.9	2.65	65	0.8	57987
1"	33.7	3.25	89	1.3	57988
1.1/4"	42.4	3.25	115	1.6	57989
1.1/2"	48.3	3.25	137	2.4	57990
2"	60.3	3.65	200	3.2	57991

ROBULL MSR Typ E Bending segments

mm	Wall thickness min. mm	r mm	kg	No.
40	2.35	138	1.2	58021
50	2.65	173	1.7	58022
63	2.65	218	2.3	58023
Set 40 - 50 - 63	see above	see above	9.0	58020

ROBULL Type E Bending segments

Large Bending radius (black)

inch	mm	Wall thickness min. mm	r mm	kg	No.
3/8"	17.2	2.35	56	0.8	58010
1/2"	21.3	2.35	85	0.9	58011
3/4"	26.9	2.65	115	1.2	58012
1"	33.7	2.65	145	2.1	58013
1.1/4"	42.4	3.25	180	3.5	58014
1.1/2"	48.3	3.25	214	4.3	58015
2"	60.3	3.65	245	5.6	58016



ACCESSORIES



Model	kg	No.
ROBULL Typ E		
Bending frame, adjustable	15.2	57981
Support segment for adjustable bending frame, with degree gradation (1 piece)	2.6	775004000
Support segment for adjustable bending frame, without degree gradation (1 piece)	2.6	57983
Bending frame, foldable	12.5	775504100
Locking pin	0.3	57979

Model	kg	No.
ROBULL MSR Typ E		
Support segments, 40 mm (2 pieces)	1.9	57921
Support segments, 50 mm (2 pieces)	3.2	57922
Support segments, 63 mm (2 pieces)	3.9	57923
ROBULL Typ E / ROBULL MSR Typ E		
Hydraulic oil, 1 litre	1.0	58185
Tripod stand	3.0	58182
Steel case	10.0	996277400

Bending

Electro Hydraulic

ROBULL Typ ME / ROBULL MSR Typ ME

For precise, power hydraulic cold bending up to 90°



Product Profile

APPLICATION AREA

Various uses, mobile hydraulic bending machine for use on the building site in gas, sanitary and heating installations

ROBULL Typ ME:

For accurate bending up to 90° on pipes made of:

Carbon steel suitable for welding and thread-cutting Ø 3/8 - 2"

ROBULL MSR Typ ME:

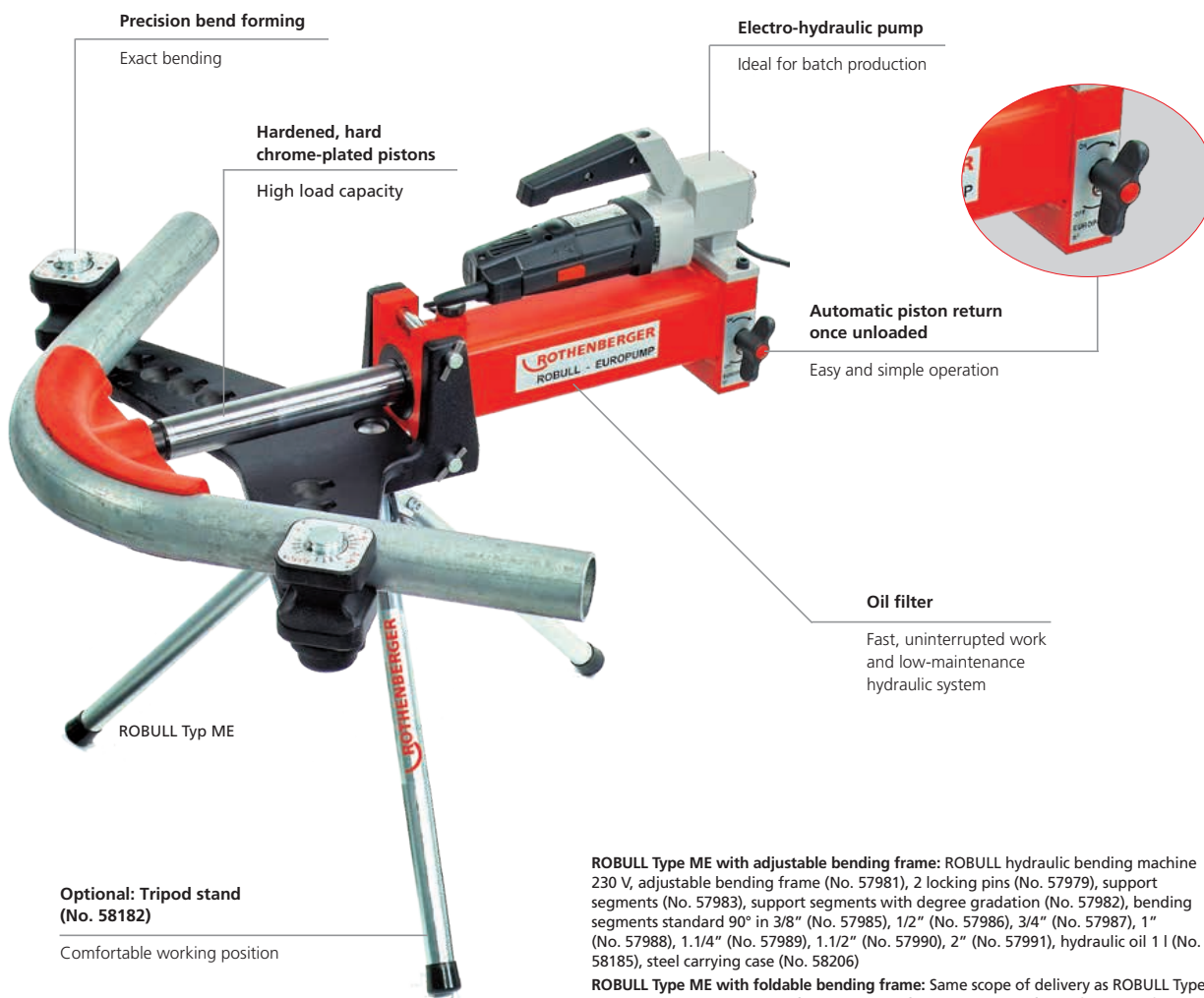
For accurate bending up to 90° on pipes made of:

multi-layered composite pipe (MSR) Ø 40 - 50 - 63 mm

KEY FEATURES

- Precise bending with the angle scale on the support segments (not with ROBULL MSR type ME)
- Reduces welding joints
- Pre-warming of the pipe no longer necessary
- No bending forms are necessary
- Effective use with the 150 kN piston strength
- Easy and simple operation
- Closed, low-maintenance hydraulic system with a mono-block design and with quick, automatic piston retraction
- Comfortable working position with the tripod stand (optional)
- With foldable and adjustable bending frame

3



ROBULL Type ME with adjustable bending frame: ROBULL hydraulic bending machine 230 V, adjustable bending frame (No. 57981), 2 locking pins (No. 57979), support segments (No. 57983), support segments with degree gradation (No. 57982), bending segments standard 90° in 3/8" (No. 57985), 1/2" (No. 57986), 3/4" (No. 57987), 1" (No. 57988), 1.1/4" (No. 57989), 1.1/2" (No. 57990), 2" (No. 57991), hydraulic oil 1 l (No. 58185), steel carrying case (No. 58206)

ROBULL Type ME with foldable bending frame: Same scope of delivery as ROBULL Type ME with adjustable bending frame but with foldable bending frame (No. 58002)

ROBULL MSR Type ME: ROBULL MSR hydraulic bending machine 230 V, adjustable bending frame, 2 locking pins (No. 57979), hydraulic oil 1 l (No. 58185), steel carrying case (No. 58206) (bending segments, support segments not included)

Model	Description	kg		No.
ROBULL Typ ME	without accessories	17.8	1	057969X
ROBULL Typ ME	with adjustable bending frame and accessories (see above)	59.8	1	057973X
ROBULL Typ ME	with foldable bending frame and accessories (see above)	72.6	1	057972X
ROBULL MSR Typ ME	without bending segments and support segments (see above)	54.0	1	57915

ROBULL Typ ME



ROBULL Type E with foldable bending frame

ROBULL MSR Typ ME



Set 40 - 50 - 63 (No. 58020) includes:
 Bending segment 40 mm (No. 58021),
 Bending segment 50 mm (No. 58022),
 Bending segment 63 mm (No. 58023),
 Support segment 40 mm (No. 57921),
 Support segment 50 mm (No. 57922),
 Support segment 63 mm (No. 57923)

ROBULL Type ME Bending Segments

Small bending radius (red)

inch	mm	Wall thickness min. mm	r mm	kg	No.
3/8"	17.2	2.35	45	0.7	57985
1/2"	21.3	2.65	49	0.7	57986
3/4"	26.9	2.65	65	0.8	57987
1"	33.7	3.25	89	1.3	57988
1.1/4"	42.4	3.25	115	1.6	57989
1.1/2"	48.3	3.25	137	2.4	57990
2"	60.3	3.65	200	3.2	57991

ROBULL MSR Type ME Bending Segments

mm	Wall thickness min. mm	r mm	kg	No.
40	2.35	138	1.2	58021
50	2.65	173	1.7	58022
63	2.65	218	2.3	58023
Set 40 - 50 - 63	see above	see above	9.0	58020

Bending segments ROBULL Typ ME

Large Bending radius (black)

inch	mm	Wall thickness min. mm	r mm	kg	No.
3/8"	17.2	2.35	56	0.8	58010
1/2"	21.3	2.35	85	0.9	58011
3/4"	26.9	2.65	115	1.2	58012
1"	33.7	2.65	145	2.1	58013
1.1/4"	42.4	3.25	180	3.5	58014
1.1/2"	48.3	3.25	214	4.3	58015
2"	60.3	3.65	245	5.6	58016



ACCESSORIES



Model	kg	No.
ROBULL Typ ME		
Bending frame, adjustable	15.2	57981
Support segment for adjustable bending frame, with degree gradation (1 piece)	2.6	775004000
Support segment for adjustable bending frame, without degree gradation (1 piece)	2.6	57983
Bending frame, foldable	12.5	77504100
Locking pin	0.3	7979

Model	kg	No.
ROBULL MSR Typ ME		
Support segments, 40 mm (2 pieces)	1.9	57921
Support segments, 50 mm (2 pieces)	3.2	57922
Support segments, 63 mm (2 pieces)	3.9	57923
ROBULL Typ E / ROBULL MSR Typ ME		
Hydraulic oil, 1 litre	1.0	58185
Tripod stand	3.0	58182

Bending

Electric

ROBEND® 4000

Portable, sturdy and powerful. The successor of the proven ROBEND 3000, now with a higher bending radius: Cold bending up to 180°, Ø 12 - 35 mm (1/2 - 1.3/8").



3

Product Profile

APPLICATION AREA

Universal application in sanitary and heating installations, in pipeline construction, refrigeration and air-conditioning systems as well as industrial systems and batch production. Fewer joints means less potential for leaks. Safety implies less likelihood of injury.

Suitable for pipes made of:

- Copper (hard, semi-hard and soft DIN EN 1057, 12735-1, 13348):** Ø 12 - 35 mm, (1/2-1.3/8")
- Copper- and Precision steel (coated):** Ø 12 - 28 mm, (1/2-1.1/8")
- Precision steel (soft DIN 2391 / 2393 / 2394):** Ø 12 - 28 mm, (1/2-1.1/8")
- Threaded steel (DIN 2440 / 2441):** Ø 1/2", 3/4"
- Seamless Stainless steel (GW 541):** Ø 12 - 28 mm, (1/2-1.1/8")
- Multi-layered composite pipe (MSR):** Ø 12 - 32 mm, (1/2-1.1/4")

KEY FEATURES

- Quick return on investment through the savings from joints, soldering material and energy
- Universal application: U-bends, counter-bends, swan-neck bends and connecting bends possible at all levels
- Retains shape and remains stable: bending formers made of high-quality forged aluminium
- Top-quality, precise and simple to use
- Bending without deformation or ripples due to less friction
- Motor rating: 1,010 watts



Forged aluminium former with bending radius scale

Easy to use

Pre-adjustment of the bending angle without tools

Fast and precise bending

Special ROLUB Guide Shoe

Bending without deformation or ripples due to less friction



High-performance 1,010 W motor

Ideal for continuous operation

Bending technology

Simplified work preparation, eliminates costs of purchase and storage of fittings

Automatic switch-off when preset bending angle is obtained

Fast batch production possible

Bending of pipes made of various materials possible



Seven-fold drive



Comfortable carry handle



ROBEND® 4000 with stand




ROBEND® 4000 Sets

Sets include: Basic 230 V Unit (No. 1000001559), bending formers and guide shoes for respective pipe diameters, guide shoe axle (No. 25743), adaptor for tripod (No. 25748) in basic unit (tripod optional), carrying case



ROLUB-Antiblock-System!



ROLUB Special Guide Shoe made of high-quality polyamide

Perfect bending results without friction marks

Optional: Tripod stand



Fig. ROBEND® 4000 Set

Two-point lubricating chamber system

Ensures optimum distribution of lubrication

ROBEND® bending sets



Forged aluminium former with bending radius display



Pre-adjustment of the bending angle without tools



Model	Description	Pipe type	kg	No.
ROBEND® 4000 Set	15 - 18 - 22 mm	Cu, Fe, et al.	24.12	1000001554
ROBEND® 4000 Set	15 - 18 - 22 - 28 mm	Cu, Fe, et al.	24.12	1000001550
ROBEND® 4000 Set	12 - 14 - 16 - 18 - 22 mm	Cu, Fe, et al.	21.90	1000001551
ROBEND® 4000 Set	15 - 22 - 28 mm	Cu, Fe, et al.	21.10	1000001545
ROBEND® 4000 Set	12 - 14 - 16 - 18 - 22 - 28 mm	Cu, Fe, et al.	24.10	1000001552
ROBEND® 4000 Set	12 - 15 - 18 - 22 mm	Cu, Fe, et al.	20.60	1000001548
ROBEND® 4000 Set	12 - 15 - 18 - 22 - 28 mm	Cu, Fe, et al.	23.50	1000001549
ROBEND® 4000 Set	15 - 18 - 22 - 28 - 32 - 35 mm	Cu, Fe, et al.	32.00	1000001567
ROBEND® 4000 Set	1/2 - 5/8 - 3/4" - 7/8"	Cu, Fe, et al.	19.60	1000001553
ROBEND® 4000 Set	1/2 - 5/8 - 3/4" - 7/8 - 1.1/8 - 1.3/8"	Cu, Fe, et al.	29.00	1000001565
ROBEND® 4000 Set	7/8 - 1.1/8 - 1.3/8"	Cu, Fe, et al.	22.00	1000001566
ROBEND® 4000 Set	15 - 18 - 22 - 28 - 35 mm	Cu, Fe, et al.	29.00	1000001738
ROBEND® 4000 Basic unit	in carrying case without bending segments	Cu, Fe, et al.	14.50	1000001559

ACCESSORIES



Model	No.	Model	No.
Bending spray 150 ml	25120	Pipe cutter	14 - 25
Guide shoe axle	25743	Internal / External deburrer	31
ROBEND® carrying case, for 5 segments up to Ø 30 mm	995830200	Hard soldering torch (SUPER FIRE 3 with MAPP®-GAS)	148-157
Tripod stand, foldable	25748	Brazing solder	177
ROBEND® carrying case, for 32 mm (1.1/4") and 35 mm (1.3/8")	1000001564		
ROBEND® 4000 bending sets can be found on 70			

1) Complete terms and conditions at www.rothenberger.com/service. RO SERVICE+ only valid in participating countries.

Bending

Accessories & Bending Tables

ROBEND® 3000/4000 Bending Formers

For bending pipes Ø 12 - 35 mm (1/2 - 1.3/8")

For copper pipe DIN EN 1057, 12735-1, 13348, aluminium pipe, Precision steel pipe DIN 2391/93/94, stainless steel pipe and others

Size	Wall thickness mm	Bending radius mm	kg	No.
12 mm	1.0	42	0.48	25612
14 mm	1.0	49	0.48	25614
15 mm	1.0	52	0.53	25615
16 mm	1.0	56	0.60	25616
18 mm	1.0	72	1.17	25618
20 mm	1.0	80	1.42	25620
22 mm	1.2	88	1.42	25622
28 mm	2.0	112	2.90	25628
32 mm*	2.0	128	3.40	1000001561
35 mm*	2.0	140	3.60	1000001563

For imperial copper pipe DIN EN 1057, 12735-1, 13348 aluminium pipe. Precision steel pipe DIN 2391/93/94, stainless steel pipe and others

Size	Wall thickness mm	Bending radius mm	kg	No.
1/2"	1.2	45	0.53	25652
5/8"	1.2	56	0.60	762955300
3/4"	1.2	80	1.42	25619
7/8"	1.2	88	1.42	762955700
1"	1.5	112	2.90	25625
1.1/8"	1.6	112	2.90	25626
1.1/4"*	2.0	128	3.40	1000001561
1.3/8"*	2.0	140	3.60	1000001563

*Bending Former Sets (No. 1000001561), (No. 1000001563) are only compatible with ROBEND 4000. Only matching with optional plastic carrying case (No. 1000001564).

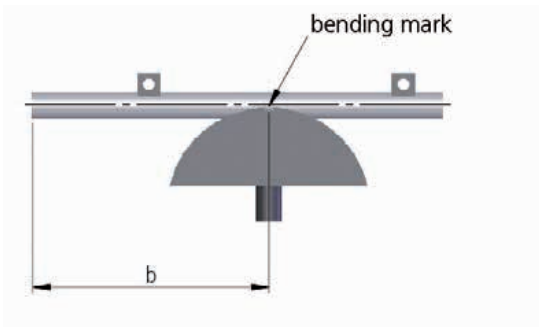


Fig. ROBEND® 3000 / 4000 bending set with ROLUB guide shoe

For steel pipe DIN 2440 and DIN 2441 (except 3/4")

Size	Wall thickness mm	Bending radius mm	kg	No.
1/2"	3.25	88	1.42	25684
3/4"	3.25	112	2.90	25685

Push bending

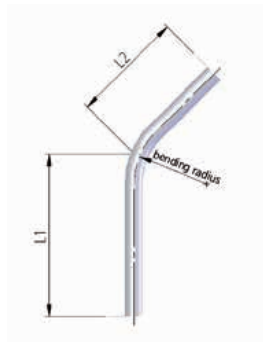


45°- Arc

Symbols

- L_1, L_2 = Leg length
- b = Lay out length
- L = Total length of the pipe piece
- L_W = Distance / pipe end - wall
- A_W = Distance wall - pipe middle
- L_M = Minimum Length*
- L_R = Reserve Length*

90°- Arc



$$L = L_1 + L_2$$

$$b = L_1 - L_R$$



$$L = L_1 + L_2 - L_M$$

$$b = L_1 - L_R$$

Calculation Examples TUBE BENDER MAXI

Specifications:

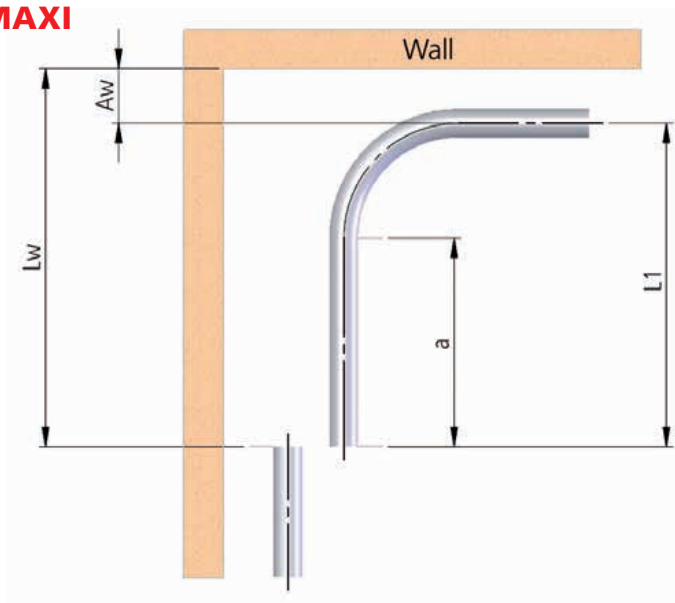
- Installation in corner areas
- $L_w = 1,200$ mm
- $A_w = 30$ mm
- Pipe-Ø 12 mm, 90°-Arch

Sought after:

- Leg length L_1
- Applied size b

Solution:

Summary from the TUBE BENDER MAXI bending table



3

Leg length $L_1 = L_w - A_w = 1,200 - 30 = 1,170$ mm
Applied size $b = L_1 - L_R = 1,170 - 7.5 = 1,162.5$ mm; L_R .. Tabular value

TUBE BENDER		at 45°		at 90°		at 180°	
for Ø mm / inch	Bending radius R (mm)	Reserve length L_R mm	Minimum length L_M mm	Reserve length L_R mm	Minimum length L_M mm	Reserve length L_R mm	Minimum length L_M mm
4,75/5	20.0	4.5	1.0	4.5	10.0	-	-
6	23.5	5.0	1.2	5.0	11.5	-	-
8	28.0	7.0	1.4	7.0	14.0	-	-
9	30.0	7.0	1.5	7.0	15.0	-	-
10	34.0	7.5	1.8	7.5	17.5	-	-
12	37.5	8.5	1.9	8.5	19.0	-	-
3/16"	20.0	4.5	1.0	4.5	10.0	-	-
1/4"	23.5	5.0	1.2	5.0	11.5	-	-
5/16"	28.0	7.0	1.4	7.0	14.0	-	-
3/8"	34.0	7.5	1.8	7.5	17.5	-	-
1/2"	37.5	8.5	1.9	8.5	19.0	-	-

TUBE BENDER MAXI		at 45°		at 90°		at 180°
for Ø mm / inch	Bending radius R (mm)	Reserve length L_R mm	Minimum length L_M mm	Reserve length L_R mm	Minimum length L_M mm	Reserve length L_R mm
12	35.0	0.8	10.0	7.5	35.0	-
14	42.5	0.9	12.5	9.0	42.5	-
15	48.5	1.1	14.0	10.5	48.5	-
16	49.0	1.1	14.5	10.5	49.0	-
18	74.0	1.7	22.0	16.0	74.0	-
22	87.0	1.9	25.5	18.5	87.0	-
3/8"	35.0	0.8	10.0	7.5	35.0	-
1/2"	35.0	0.8	10.0	7.5	35.0	-
5/8"	49.0	1.1	14.5	10.5	49.0	-
3/4"	74.0	1.7	22.0	16.0	74.0	-
7/8"	87.0	1.9	25.5	18.5	87.0	-

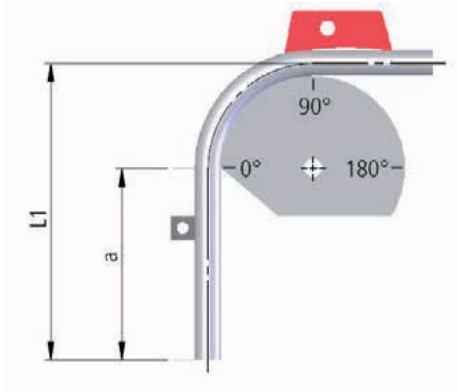
TUBE BENDER MAXI CT		bei 45°		bei 90°		bei 180°
Tube Ø / Ws mm	Bending radius R (mm)	Reserve length L_R mm	Minimum length L_M mm	Reserve length L_R mm	Minimum length L_M mm	Reserve length L_R mm
10 x 0,6	42.5	0.8	12.5	9.0	42.5	-
12 x 0,6	49.0	1.1	14.5	10.5	49.0	-
15 x 0,7	74.0	1.7	22.0	16.0	74.0	-
18 x 0,7	87.0	1.9	25.5	18.5	87.0	-

*All sizes listed are standards and are dependant on the material and the wall thickness. Bending specific sizes based on the bending radius - tabular value

Bending

Bending Tables

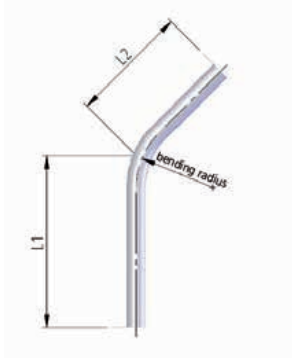
Pull bending



Symbols

- L1, L2 = Leg length
- a = Lay out length
- L = Total length of the pipe piece
- L_w = Distance / pipe end - wall
- A_w = Distance wall - pipe middle
- L_M = Minimum Length*
- L_R = Reserve Length*

45°- Arc



$$L = L_1 + L_2$$

$$a = L_1 - L_R$$

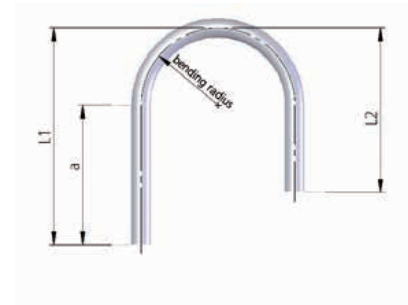
90°- Arc



$$L = L_1 + L_2 - L_M$$

$$a = L_1 - L_R$$

180°- Arc



$$L = L_1 + L_2 + L_M$$

$$a = L_1 - L_R$$

Calculation Examples ROBEND® 3000 / ROBEND® 4000

Specifications:

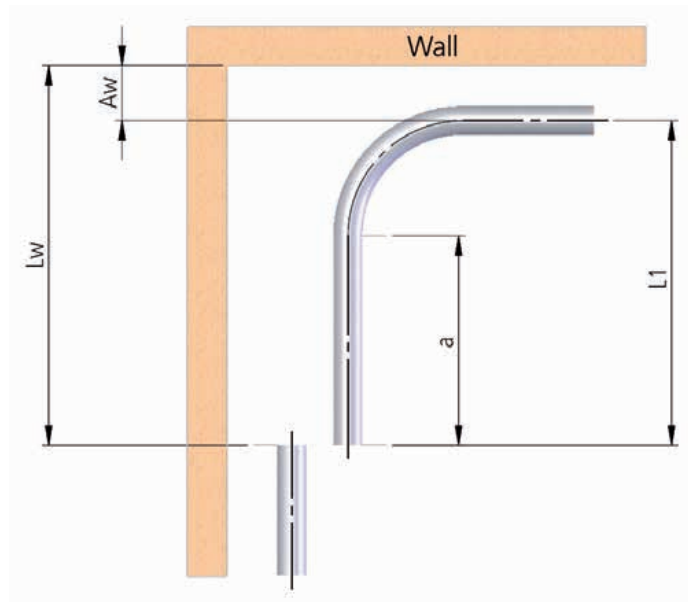
- Installation in corner areas
- L_w = 1,200 mm
- A_w = 30 mm
- Pipe-Ø 12 mm, 90°-Arc

Sought after:

- Leg length L₁
- Applied size a

Solution:

Summary from the ROBEND® 3000/4000 bending table



Leg length $L_1 = L_w - A_w = 1,200 - 30 = 1,170 \text{ mm}$
 Applied size $a = L_1 - L_R = 1,170 - 42 = 1,128 \text{ mm}; L_R \dots \text{Tabular value}$

Bending

Bending Tables

3

H&W Plus		at 45°		at 90°		at 180°	
Ø / Ws mm / Inch	Bending radius R (mm)	Reserve length L _R mm	Minimum length L _M mm	Reserve length L _R mm	Minimum length L _M mm	Reserve length L _R mm	Minimum length L _M mm
8	22	9	-	22	9.5	22	47
10	32	12	-	32	15.0	32	34
12	38	15	-	40	20.0	38	39
14	45	17	-	44	22.0	44	51
15	45	17	-	44	22.0	44	51
16	64	25	-	67	30.0	68	65
18	64	25	-	67	30.0	68	65
20	81	30	-	85	40.0	86	83
22	81	30	-	85	40.0	86	83
5/16"	22	9	-	22	9.5	22	47
3/8"	32	12	-	32	20.0	32	34
1/2"	38	15	-	40	22.0	38	39
5/8"	64	25	-	67	30.0	68	65
3/4"	81	30	-	85	40.0	86	83
7/8"	81	30	-	85	40.0	86	83

MINIBEND		at 45°		at 90°		at 180°	
Ø / Ws mm / Inch	Bending radius R (mm)	Reserve length L _R mm	Minimum length L _M mm	Reserve length L _R mm	Minimum length L _M mm	Reserve length L _R mm	Minimum length L _M mm
6	25.0	10.4	1.0	22.0	10.0	22.0	26.0
8	24.0	9.9	1.0	32.0	15.0	32.0	34.0
10	23.0	9.5	1.0	32.0	15.0	32.0	34.0
1/4"	25.0	10.4	1.0	22.0	10.0	22.0	26.0
5/16"	24.0	9.9	1.0	32.0	15.0	32.0	34.0
3/8"	23.0	9.5	1.0	32.0	15.0	32.0	34.0

Standard Bender 180°		at 45°		at 90°		at 180°	
for Ø mm / Inch	Bending radius R (mm)	Reserve length L _R mm	Minimum length L _M mm	Reserve length L _R mm	Minimum length L _M mm	Reserve length L _R mm	Minimum length L _M mm
6	18.0	7.0	0.8	18.5	8.0	18.5	20.0
10	30.0	11.5	1.3	30.5	14.5	30.5	34.0
12	36.0	14.0	1.5	36.5	15.0	36.5	37.5
14	47.5	18.5	2.0	48.5	20.5	48.5	52.5
15	54.0	21.0	2.3	56.0	24.5	56.0	58.0
16	58.0	22.5	2.5	64.0	28.5	64.0	67.0
18	66.0	25.5	2.8	68.0	31.0	68.0	72.0
1/4"	18.0	7.0	0.8	18.5	8.0	18.5	20.0
5/16"	24.0	9.5	1.0	24.0	12.0	24.0	27.0
1/2"	42.0	16.5	1.8	49.5	22.5	49.5	53.0
5/8"	58.0	22.5	2.5	64.0	28.5	64.0	67.0

MULTIBEND		at 45°		at 90°		at 180°	
for Ø mm	Bending radius R (mm)	Reserve length L _R mm	Minimum length L _M mm	Reserve length L _R mm	Minimum length L _M mm	Reserve length L _R mm	Minimum length L _M mm
8	24.0	9.5	1.0	24.0	10.0	24.0	26.0
10	30.0	12.0	1.3	30.5	14.5	30.5	32.5
12	36.0	14.0	1.5	36.5	15.5	36.5	37.5
14	42.0	16.5	1.8	42.0	19.5	42.5	44.0
15	48.0	19.0	2.0	48.0	22.0	48.0	53.0
16	48.0	19.0	2.0	48.0	22.0	48.0	53.0
18	54.0	21.0	2.3	54.0	26.0	54.5	58.0

ROBEND® 3000/4000			at 45°		at 90°		at 180°	
for Ø mm / Inch	Pipe	Bending radius R (mm)	Reserve length L _R mm	Minimum length L _M mm	Reserve length L _R mm	Minimum length L _M mm	Reserve length L _R mm	Minimum length L _M mm
12		42.0	16	-	42	24	42	68
14	wated	52.5	21	-	53	30	53	87
15		52.5	21	-	53	30	53	87
17	wated	72.0	28	-	72	41	72	107
18		72.0	28	-	72	41	72	107
20	wated	88.5	35	-	89	51	89	121
22		88.0	35	-	88	50	88	119
24	wated	112.0	43	-	110	62	110	144
28		112.0	44	-	112	64	112	148
30	wated	112.0	45	-	114	66	114	152
32 / 1.1/4"	-	128.0	52	-	140	70	135	140
35 / 1.3/8"	-	140.0	55	-	150	80	145	150
3/8"	steel	12.0	31	-	80	46	80	103
1/2"	copper	45.0	18	-	45	26	45	74
1/2"	steel	88.0	35	-	88	50	88	119
5/8"	copper	56.0	23	-	56	32	56	93
3/4"	steel	112.0	43	-	112	64	112	148
3/4"	copper	80.0	31	-	80	46	80	103
7/8"	copper	88.0	35	-	88	50	88	119
1"	copper	112.0	44	-	112	64	112	148
1.1/8"	copper	112.0	45	-	114	66	114	152

*All sizes listed are standards and are dependant on the material and the wall thickness. Bending specific sizes based on the bending radius - tabular value



Expanding, Extracting, Flaring

System Overview Expanding	76 - 77
Expanding manual	78 - 85
Expanding electrical	86 - 88
Expanding hydraulic	89 - 90
Accessories Expanding	91
Expanding & Extracting manual	92
Extracting manual	92 - 94
Accessories Extracting manual	95
Flaring	96 - 99
Torque Wrench	99

4



Expanding, Extracting, Flaring

System Overview

Expander

**ROCAM® Expander
Power Torque**



**ROLOCK Expander
Power Torque**



Expander A0



Step Expander A1



Operation mode:	Manual	Manual	Manual	Manual
Working range: Copper	Ø 8-42 mm (5/16-1.3/4") +⊖ 1.6 mm, soft, semi-hard	Ø 8-42 mm (5/16-1.3/4") +⊖ 1.6 mm, soft, semi-hard	Ø 22-67 mm (1-2.1/2") +⊖ 2.5 mm, soft, semi-hard	Ø 35-108 mm (1.3/8-4.1/8") +⊖ 2.5 mm, soft
Working range: Aluminium	Ø 8-28 mm (5/16-1.1/8") +⊖ 1.6 mm, soft	Ø 8-28 mm (5/16-1.1/8") +⊖ 1.6 mm, soft	Ø 22-67 mm (1-2.1/2") +⊖ 2.5 mm, soft, semi-hard	Ø 35-108 mm (1.3/8-4.1/8") +⊖ 2.5 mm, soft
Working range: Precision steel	Ø 8-28 mm (5/16-1.1/8") +⊖ 1.6 mm, soft	Ø 8-28 mm (5/16-1.1/8") +⊖ 1.6 mm, soft	Ø 22-54 mm (1-2.1/8") +⊖ 1.5 mm, soft	–
Working range: Stainless steel	Ø 8-22 mm (5/16-7/8") +⊖ 1 mm, soft	Ø 8-22 mm (5/16-7/8") +⊖ 1 mm, soft	Ø 22-54 mm (1-2.1/8") +⊖ 1.5 mm, soft	–

Page

80, 81

80, 81

84

86

**ROMAX® Expander
AC ECO MAXI**



**ROMAX® Expander
Compact**



H 600



Operation mode:	Electro-hydraulic	Electro-hydraulic	Hydraulic
Working range: Copper	Ø 35-108 mm (1.3/8-4.1/8") +⊖ 2.5 mm, soft, semi-soft	Ø 8-67 mm (5/16-2.1/2") +⊖ 2.0 mm, soft	Ø 8-110 mm (5/16-4.1/4") +⊖ 3 mm, soft, semi-soft
Working range: Aluminium	Ø 35-108 mm (1.3/8-4.1/8") +⊖ 2.5 mm, soft	Ø 8-67 mm (5/16-2.1/2") +⊖ 2.0 mm, soft	Ø 8-110 mm (5/16-4.1/4") +⊖ 3 mm, soft, semi-soft
Working range: Precision steel	–	Ø 8-67 mm (5/16-2.1/2") +⊖ 1.0 mm, soft	Ø 8-110 mm (5/16-4.1/4") +⊖ 3 mm, soft, semi-soft
Working range: Stainless steel	–	Ø 8-15 mm +⊖ 1.0 mm, soft	Ø 8-110 mm (5/16-4.1/4") +⊖ 3 mm, soft, semi-soft

Page

86

87, 88

89

Expanding, Extracting, Flaring


System Overview

Expander Heads

Expander Head Standard



Expander Head ROLOCK



Expander Head Typ S



Riveted Expander Head



Working range: Copper	Ø 8-42 mm (5/16-1.3/4") •⊖ 1.6 mm, soft, semi-soft	Ø 8-42 mm (5/16-1.3/4") •⊖ 1.6 mm, soft, semi-soft	Ø 22-67 mm (1-2.1/2") •⊖ 2.5 mm, soft, semi-soft	Ø 15-38 mm •⊖ 1.5 mm, soft, semi-soft
Working range: Aluminium	Ø 8-28 mm (5/16-1.1/8") •⊖ 1.6 mm, soft	Ø 8-28 mm (5/16-1.1/8") •⊖ 1.6 mm, soft	Ø 22-67 mm (1-2.1/2") •⊖ 2.5 mm, soft	–
Working range: Precision steel	Ø 8-28 mm (5/16-1.1/8") •⊖ 1.6 mm, soft	Ø 8-28 mm (5/16-1.1/8") •⊖ 1.6 mm, soft	Ø 22-54 mm (1-2.1/8") •⊖ 1.5 mm, soft	–
Working range: Stainless steel	Ø 8-22 mm (5/16-7/8") •⊖ 1 mm, soft	Ø 8-22 mm (5/16-7/8") •⊖ 1 mm, soft	Ø 22-54 mm (1-2.1/8") •⊖ 1.5 mm, soft	–

Page

82

83

85

85

Expander Head H2, Typ 2



Expander Head H2, Typ 3



Step Expander Head



Working range: Copper	Ø 28-70 mm (1.1/8-2.3/4") •⊖ 2.5 mm, soft, semi-soft	Ø 70-110 mm (2.3/4-4.1/4") •⊖ 3.0 mm, soft, semi-soft	Ø 35-108 mm (1.3/8-4.1/8") •⊖ 2.5 mm, soft, semi-soft
Working range: Aluminium	Ø 28-70 mm (1.1/8-2.3/4") •⊖ 2.5 mm, soft, semi-soft	Ø 70-110 mm (2.3/4-4.1/4") •⊖ 3.0 mm, soft, semi-soft	Ø 35-108 mm (1.3/8-4.1/8") •⊖ 2.5 mm, soft
Working range: Precision steel	Ø 28-70 mm (1.1/8-2.3/4") •⊖ 2.5 mm, soft, semi-soft	Ø 70-110 mm (2.3/4-4.1/4") •⊖ 3.0 mm, soft, semi-soft	–
Working range: Stainless steel	Ø 28-70 mm (1.1/8-2.3/4") •⊖ 2.5 mm, soft, semi-soft	Ø 70-110 mm (2.3/4-4.1/4") •⊖ 3.0 mm, soft, semi-soft	–

Page

91

91

91

Expanding, Extracting, Flaring

Expanding manual

ROCAM® EXPANDER Power Torque

For expanding, reducing and calibrating soft and semi-hard pipes Ø 8 - 42 mm (5/16 - 1.3/4"), as well as producing tapers



Product Profile

APPLICATION AREA

For efficient, fitting-free installation of pipes in sanitary heating, gas, refrigeration and air-conditioning systems

Suitable for pipes made of:

Copper (soft and semi-soft): Ø 8 - 42 mm, 5/16 - 1.3/4" max. wall thickness 1.6 mm

Aluminium (soft): Ø 8 - 28 mm, 5/16 - 1.1/8" max. wall thickness 1.6 mm

Precision steel (soft): Ø 8 - 28 mm, 5/16 - 1.1/8" max. wall thickness 1.6 mm

Stainless steel (soft): Ø 8 - 22 mm, 5/16 - 7/8" max. wall thickness 1.0 mm

KEY FEATURES

- Eliminates the cost of purchase and storage of fittings
- Converts deformed pipes into fittings; saves resources
- 50% reduction of labour, soldering materials, joints and energy
- Reliable pipe connection according to DVGW standards
- Tough, light and wear-resistant
- Fine adjustment of the capillary gap
- **EPT® – concealed bent lever**

4

Made in Germany!

The know-how from the pioneer of expanding technology and the leading manufacturer of expanding tools for over 50 years!

Toolless adjustment of expanding dimension and capillary gap



Long lever arms

Reduces effort required

Expanding

Up to 50% reduction in labour, soldering materials, joints and energy

Ergonomic handles

No slipping, no clamping

Steel receptacle

Tough and wear-resistant

Extra long segments

Reliable pipe connection according to DVGW standards

High-performance, forged aluminium body

Light weight, optimal handling

EPT®-Technology – concealed bent lever



ROCAM® EXPANDER Power Torque





No.

Expander tool (without expander heads)	1	1.0	12000
for expander heads up to 42 mm / 1.3/4"			

ROCAM® EXPANDER Power Torque Sets

ROCAM® EXPANDER Power Torque sets include: Expander heads, ROCAM® EXPANDER Power Torque (No. 12400), internal and external deburrer (No. 11006), in a steel carrying case (No. 24022), plastic inlay (No. 11002)

ROCAM® EXPANDER Power Torque sets

Model			No.
12 - 15 - 18 - 22 mm	1	2.9	12300
10 - 12 - 15 - 18 - 22 mm	1	3.3	12302
12 - 15 - 18 - 22 - 28 mm	1	3.3	12303
10 - 12 - 16 - 18 - 22 mm	1	3.3	12304
10 - 12 - 16 - 22 - 28 mm	1	3.3	12305
12 - 14 - 16 - 18 - 22 mm	1	3.3	12309
12 - 14 - 16 - 18 - 22 - 28 mm	1	3.3	12310
10 - 12 - 14 - 16 - 18 - 22 mm	1	3.6	12311
3/8 - 1/2 - 5/8 - 3/4 - 1"	1	3.3	12317
3/8 - 1/2 - 5/8 - 3/4 - 7/8 - 1.1/8"	1	3.6	12318
1/2 - 5/8 - 3/4 - 7/8"	1	2.9	12321
12 - 16 - 18 - 22 - 28 mm	1	3.2	12322
3/8 - 1/2 - 3/4 - 1"	1	3.2	12323
1/2 - 5/8 - 7/8 - 1.1/8"	1	3.0	12324
12 - 15 - 18 - 22 - 28 - 35 - 42 mm	1	4.2	12326
15 - 22 - 28 mm	1	2.9	12327
15 - 22 mm	1	2.5	12328
1/2 - 3/4 - 1"	1	2.9	12335
10 - 12 - 15 - 16 - 18 - 22 - 28 mm	1	3.6	12337
12 - 14 - 16 - 18 - 22 - 28 - 32 mm	1	3.7	12338
15 - 18 - 22 - 28 - 35 - 42 mm	1	4.0	12339

Quality protection against wear with the **TiN sealed pin drive**



EPT®-Technology (Enclosed Power Transmission)

The expander head offers the following technical benefits:

Concealed bent lever:

Protection against dirt and external mechanical damage

Energy efficient through optimised force transmission:

Ergonomic, highly optimised force flow in relation to the hand force of the user, therefore reducing effort



ROCAM® EXPANDER Power Torque sets

Model			No.
3/8 - 1/2 - 5/8 - 3/4 - 7/8 - 1 - 1.1/8"	1	3.7	12336
3/8 - 1/2 - 5/8 - 3/4" - 22 - 28 mm	1	3.6	12320
3/8 - 1/2 - 5/8 - 3/4 - 7/8 - 1.1/8 - 1.3/8"	1	4.5	12341



For efficient, fitting-free installation of pipes




ROCAM® PE-X EXPANDER Power Torque

For expanding and calibrating PE-X and aluminium multi-layered composite pipe (MSR) up to \varnothing 42 mm or 1.3/4", as well as producing tapers

Expander heads coordinates with system pipes, for example the following systems: ROTEX, SCHELL, TECE / TECEflex, Vulkan-Lokring among others

Model			No.
ROCAM® EXPANDER PE-X w/o Expander heads	1		12005



Article upon request*

* Feasibility, delivery times and price for custom pipe- \varnothing are available upon request

Expanding, Extracting, Flaring

Expanding manual

ROLOCK EXPANDER Power Torque

For expanding, reducing and calibrating soft and semi-hard pipes \varnothing 8 - 42 mm (5/16 - 1.3/4"), as well as producing tapers



Product Profile

APPLICATION AREA

For efficient, fitting-free installation of pipes in sanitary heating, gas, refrigeration and air-conditioning systems

Suitable for pipes made of:

Copper (soft and semi-soft): \varnothing 8 - 42 mm, 5/16 - 1.3/4"
max. wall thickness 1.6 mm

Aluminium (soft): \varnothing 8 - 28 mm, 5/16 - 1.1/8"
max. wall thickness 1.6 mm

Precision steel (soft): \varnothing 8 - 28 mm, 5/16 - 1.1/8"
max. wall thickness 1.6 mm

Stainless steel (soft): \varnothing 8 - 22 mm, 5/16 - 7/8"
max. wall thickness 1.0 mm

KEY FEATURES

- Eliminates the cost of purchase and storage of fittings
- Converts deformed pipes into fittings; saves resources
- 50% reduction of labour, soldering materials, joints and energy
- Reliable pipe connection according to DVGW standards
- Tough, light and wear-resistant
- Fine adjustment of the capillary gap
- **EPT® – concealed bent lever**

4

Made in Germany!

The know-how from the pioneer of expanding technology and the leading manufacturer of expanding tools for over 50 years!



Toolless adjustment of expanding dimension and capillary gap

Twist & lock system for screwable and twist-lock heads

Long lever arms

Reduces effort required

Expanding

Up to 50% reduction in labour, soldering materials, joints and energy

Ergonomic handles

No slipping, no clamping



Steel receptacle

Twist and lock system

Tough and wear-resistant

Extra long segments

Reliable pipe connection according to DVGW standards

High-performance, forged aluminium body

Light weight, optimal handling

ROLOCK EXPANDER Power Torque



No.

Expander tool (without expander heads)	1	1.0	12400
for expander heads up to 42 mm / 1.3/4"			

ROLOCK EXPANDER Power Torque Sets

ROLOCK EXPANDER Power Torque sets include: Expander heads, ROLOCK EXPANDER Power Torque (No. 12400), internal and external deburrer (No. 11006), in a steel carrying case (No. 24022), plastic inlay (No. 11002)



New expander head for guide change between nominal diameters




Expander heads with screw top applicable

ROLOCK EXPANDER Power Torque sets

Description			No.
12 - 15 - 18 - 22 mm	1	2.9	12500
12 - 15 - 18 - 22 - 28 mm	1	3.3	12503
10 - 12 - 16 - 22 - 28 mm	1	3.3	12505
12 - 14 - 16 - 18 - 22 mm	1	3.3	12509
10 - 12 - 14 - 16 - 18 - 22 mm	1	3.6	12511
10 - 12 - 15 - 16 - 18 - 22 - 28 mm	1	3.6	12537
12 - 14 - 16 - 18 - 22 - 28 - 32 mm	1	3.7	12538
3/8 - 1/2 - 5/8 - 3/4 - 1"	1	3.3	12517
3/8 - 1/2 - 5/8 - 3/4 - 7/8 - 1.1/8"	1	3.6	12518
1/2 - 5/8 - 3/4 - 7/8"	1	2.9	12521
12 - 16 - 18 - 22 - 28 mm	1	3.2	12522
1/2 - 5/8 - 7/8 - 1.1/8"	1	3.0	12524
12 - 15 - 18 - 22 - 28 - 35 - 42 mm	1	4.2	12526
1/2 - 3/4 - 1"	1	2.9	12535
3/8 - 1/2 - 5/8 - 3/4 - 7/8 - 1 - 1.1/8"	1	3.7	12536
3/8 - 1/2 - 5/8 - 3/4 - 7/8 - 1.1/8 - 1.3/8"	1	4.5	12541

For efficient, fitting-free installation of pipes



EPT®-Technology (Enclosed Power Transmission)

The expander head offers the following technical benefits:

Concealed bent lever:

Protection against dirt and external mechanical damage

Energy efficient through optimised force transmission:

Ergonomic, highly optimised force flow in relation to the hand force of the user, therefore reducing effort



ACCESSORIES



Model		Model	
Expander heads for ROLOCK EXPANDER Power Torque	83	Expander adaptor type S	85
Expander heads type S / riveted expander heads	85	Brazing solder	177 - 179
Pipe cutter	14 - 25	High-Performance torch (SUPER FIRE 3 with MAPP®-GAS)	148 - 151
Internal / External deburrer	31		

Expanding, Extracting, Flaring

Expanding manual

Standard Expander Head

For producing standard precision flares $\varnothing 8 - 42$ mm (5/16 - 1.3/4") according to DVGW standards; as well as the specifications for the Gas de France

Made in Germany!

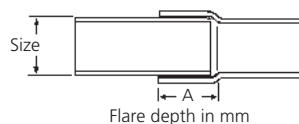
The know-how from the pioneer of expanding technology and the leading manufacturer of expanding tools for over 50 years!

Product Profile

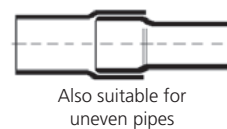
KEY FEATURES

- 50% reduction in labour, soldering materials and soldered joints
- Depth of the flare is consistent with DVGW standards
- Guide guarantees a perfect centred position and uniform capillary gap
- Tough and long lasting with the hardened segments

Expansion of pipe ends



Reduction



Fits similar expanders from other brands as well!

Step at the end of the segments

Enables re-calibration of irregular pipes and fittings



Specially hardened segments

Tough and long lasting



Extra long segments

Depth of the flare is consistent with DVGW standards

6 Rivets and guide channels

Guide guarantees a perfect centred position and uniform capillary gap

mm	max. wall thickness mm (soft)				A mm	g	No.
	Cu	Al	Fe	Inox			
8	1.0	1.0	1.0	1.0	6.0	120	11008
10	1.0	1.0	1.0	1.0	10.0	120	11010
12	1.2	1.2	1.2	1.0	12.6	120	11012
14	1.2	1.2	1.2	1.0	12.6	120	11014
15	1.2	1.2	1.2	1.0	15.5	120	11015
16	1.2	1.2	1.2	1.0	15.5	120	11016
18	1.2	1.2	1.2	1.0	17.5	120	11018
20	1.2	1.2	1.2	1.0	17.5	140	11020
22	1.2	1.5	1.5	1.0	20.5	140	11022
28	1.5	1.5	1.5	-	18.5	390	11028
32	1.5	-	-	-	19.5	410	11032
35	1.6	-	-	-	19.5	430	11035
38	1.6	-	-	-	19.5	450	11038
40	1.5	-	-	-	19.5	470	11040
42	1.5	-	-	-	19.5	470	11042

inch	max. wall thickness mm (soft)				A mm	g	No.
	Cu	Al	Fe	Inox			
5/16"	1.0	1.0	1.0	1.0	6.0	120	11008
3/8"	1.0	1.0	1.0	1.0	7.4	120	11052
1/2"	1.2	1.2	1.2	1.0	11.0	120	11053
5/8"	1.2	1.2	1.2	1.0	14.0	120	11054
3/4"	1.2	1.2	1.2	1.0	18.1	120	11055
7/8"	1.2	1.2	1.2	1.0	18.0	140	11056
1"	1.5	1.5	1.5	-	15.8	150	11057
1.1/8"	1.6	1.6	1.6	-	17.0	390	11058
1.1/4"	1.6	-	-	-	17.0	410	11059
1.3/8"	1.6	-	-	-	17.0	430	11035
1.1/2"	1.6	-	-	-	17.0	450	11038
1.5/8"	1.6	-	-	-	17.5	470	11062
1.3/4"	1.6	-	-	-	17.5	500	11063

Availability, delivery time and price of custom products for other pipe diameters available upon request

Suitable for ROTHENBERGER ROCAM® EXPANDER Power Torque



Model



Model



ROCAM® EXPANDER Power Torque
ROMAX® EXPANDER Compact

78 - 79
87 - 88

Electro-Hydraulic Expander Pistol H1
COMBI KIT Expander / Tee-Extractor

90
92

ROLOCK Expander Head

For producing standard precision flares \varnothing 8 - 42 mm (5/16 - 1.3/4") according to DVGW standards; as well as the specifications for the Gas de France

Made in Germany!

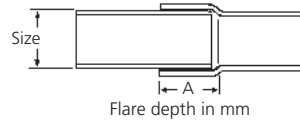
The know-how from the pioneer of expanding technology and the leading manufacturer of expanding tools for over 50 years!

Product Profile

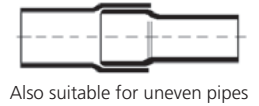
KEY FEATURES

- 50% reduction in labour, soldering materials and soldered joints
- Depth of the flare is consistent with DVGW standards
- Guide guarantees a perfect centred position and uniform capillary gap
- Tough and long lasting with the hardened segments

Expansion of pipe ends



Reduction



Twist & lock heads for ROLOCK EXPANDER Power Torque

Specially hardened segments

Tough and long lasting

6 Rivets and guide channels

Guide guarantees a perfect centred position and uniform capillary gap

Step at the end of the segments

Enables re-calibration of irregular pipes and fittings



Extra long segments

Depth of the flare is consistent with DVGW standards

mm	max. wall thickness mm (soft)				A mm	g	No.
	Cu	Al	Fe	Inox			
8	1.0	1.0	1.0	1.0	6.0	120	12408
10	1.0	1.0	1.0	1.0	10.0	120	12410
12	1.2	1.2	1.2	1.0	12.6	120	12412
14	1.2	1.2	1.2	1.0	12.6	120	12414
15	1.2	1.2	1.2	1.0	15.5	120	12415
16	1.2	1.2	1.2	1.0	15.5	120	12416
18	1.2	1.2	1.2	1.0	17.5	120	12418
20	1.2	1.2	1.2	1.0	17.5	140	12420
22	1.2	1.5	1.5	1.0	20.5	140	12422
28	1.5	1.5	1.5	-	18.5	390	12428
32	1.5	-	-	-	19.5	410	12432
35	1.6	-	-	-	19.5	430	12435
38	1.6	-	-	-	19.5	450	12438
40	1.5	-	-	-	19.5	470	12440
42	1.5	-	-	-	19.5	470	12442

inch	max. wall thickness mm (soft)				A mm	g	No.
	Cu	Al	Fe	Inox			
5/16"	1.0	1.0	1.0	1.0	6.0	120	12408
3/8"	1.0	1.0	1.0	1.0	7.4	120	12452
1/2"	1.2	1.2	1.2	1.0	11.0	120	12453
5/8"	1.2	1.2	1.2	1.0	14.0	120	12454
3/4"	1.2	1.2	1.2	1.0	18.1	120	12455
7/8"	1.2	1.2	1.2	1.0	18.0	140	12456
1"	1.5	1.5	1.5	-	15.8	150	12457
1.1/8"	1.6	1.6	1.6	-	17.0	390	12458
1.1/4"	1.6	-	-	-	17.0	410	12459
1.3/8"	1.6	-	-	-	17.0	430	12435
1.1/2"	1.6	-	-	-	17.0	450	12438
1.5/8"	1.6	-	-	-	17.5	470	12462
1.3/4"	1.6	-	-	-	17.5	500	12463

Availability, delivery time and price of custom products for other pipe diameters available upon request

Suitable for ROTHENBERGER ROLOCK EXPANDER Power Torque

Model		Model	
ROLOCK Expander Power Torque	80	COMBI KIT Expander / Tee-Extractor	92

Expanding, Extracting, Flaring

Expanding manual

EXPANDER A0

For expanding, reducing and calibrating thick walled pipes \varnothing 22 - 67 mm (1 - 2.1/2") as well as the production of tapers

Product Profile

APPLICATION AREA

Suitable for pipes made of:

Copper and Aluminium:
(soft, semi-soft)

\varnothing 22 - 67 mm, 1 - 2.1/2"
max. wall thickness 2.5 mm

Precision steel (soft):
and **Stainless steel per**
DVGW-GW541

\varnothing 22 - 54 mm, 1 - 2.1/8"
max. wall thickness 1.5 mm

Functional Elements:


Expander A0 with a tightly guided and reinforced, long expander head, matches to the expander head Type S!

KEY FEATURES

For efficient, fitting-free installation of pipes in sanitary heating, gas, refrigeration and air-conditioning systems

- Application and savings advantages similar to ROCAM® EXPANDER power torque
- Precise and exact flaring
- Full bearing of the expander head segments allows heavy loads
- Continuous adjustment of the socket size and capillary gap
- Optimized action principle with long handles

4



EXPANDER A0 sets (No. 11400) include: Expander head Type S, special ratchet (No. 27181), in steel case (No. 27210)

EXPANDER A0 Basic Unit (No. 11004) scope of delivery: Square drive mechanism 3/4" with handle, without expander head and ratchet

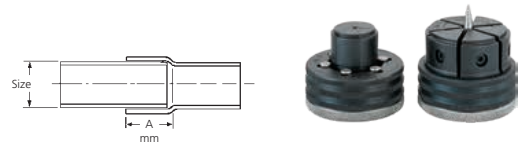
Model	Size	kg	No.
EXPANDER A0 set	35 - 42 - 54 - 64 mm	8.12	11400
EXPANDER A0 basic unit		1.97	11004



Fig. EXPANDER A0 set

Expander Head Type S

For the precise expansion of normal and thick walled pipes \varnothing 22 - 67 mm (1 - 2.1/2") and 2.5 mm wall thickness



Accurate guidance of the segments through the reinforced expander head casing

mm	max. wall thickness mm				A-size		No.
	Cu	Al	Fe	Inox	mm	mm	
22	2.0	2.0	1.5	1.5	18.5	350	11323
25	2.0	2.0	1.5	1.5	18.5	350	11325
28	2.0	2.0	1.5	1.5	19.5	360	11328
32	2.0	2.0	1.5	1.5	19.5	380	11332
35	2.0	2.0	1.5	1.5	19.5	400	11335
36	2.0	2.0	1.5	1.5	19.5	400	11336
42	2.0	2.0	1.5	1.5	19.5	450	11342
54	2.5	2.5	1.5	1.5	19.5	570	11346
64	2.5	2.5	-	-	19.5	690	11348
67	2.5	2.5	-	-	19.5	730	11380

inch	max. wall thickness mm				A-size		No.
	Cu	Al	Fe	Inox	mm	mm	
1"	2.0	2.0	1.5	1.5	18.5	350	11376
1.1/8"	2.0	2.0	1.5	1.5	19.5	360	11358
1.1/4"	2.0	2.0	1.5	1.5	19.5	380	11332
1.3/8"	2.0	2.0	1.5	1.5	19.5	400	11335
1.5/8"	2.0	2.0	1.5	1.5	19.5	450	11362
2"	2.0	2.0	1.5	1.5	17.0	540	11364
2.1/8"	2.5	2.5	1.5	1.5	17.0	570	11346
2.1/2"	2.5	2.5	-	-	17.0	690	11348

Expander-Adaptor Type S

To increase the application area of the ROCAM® / ROLOCK EXPANDER Power Torque, ROMAX® EXPANDER Compact Standard and Expander Pistol H1




Allows the use of the expander heads Type S with copper pipe (soft) up to 67 mm and/or 2.1/2"!

Model	max.	max. mm	g	No.
Adaptor Typ S, without expander head	67 mm and/or 2.1/2"	2.0	630	11007

Flanged Riveted Expander Heads

For use with the ROCAM® / ROLOCK EXPANDER Power Torque, ROMAX® EXPANDER Compact Standard and Expander Pistol H1



Product Profile

APPLICATION AREA

For producing exact hose connections, for example vibrating power units in

- Air-conditioning technology
- Auto manufacturing
- Industrial applications

mm	mm	outer dia. - Flange mm	Distance Flange pipe end mm	g	No.
15	1.5	18	4	110	11955
18	1.5	21	4	110	11958
22	1.5	25	6	120	11962
28	1.5	31	6	370	11968
35	1.5	38	6	400	11975
38	1.5	41	6	430	11978

Expanding, Extracting, Flaring

Expanding electric

STEP EXPANDER A1

For expanding, reducing and calibrating thick walled pipes, Ø 35 - 108 mm (1.3/8 - 4.1/8"), as well as the production of tapers




Fig. similar Special ratchet (No. 27181)

Scope of delivery: STEP Expander with handle, without special ratchet

Size	kg	No.
42 - 54 - 64 - 76,1 - 88.9 - 108 mm	4.2	11086
35 - 42 - 54 - 64 - 76 - 108 mm	3.9	11087
35 - 42 - 54 - 67 - 80 - 104 mm	3.9	11089
1.3/8 - 1.5/8 - 2.1/8 - 2.5/8 - 3.1/8 - 4.1/8"	4.2	11078
1.1/4 - 4"	3.8	11093

Product Profile

APPLICATION AREA

For efficient, fitting-free installation of pipes in sanitary, heating, gas, refrigeration and air-conditioning systems

Suitable for pipes made of:

Copper and Aluminium: Ø 35 - 108 mm, 1.3/8 - 4.1/8" (soft) max. wall thickness 2.5 mm

KEY FEATURES

- Affordable alternative when laying larger pipe dimensions with a considerable saving of soldering materials
- Expand without changing tools with the 6 size step Expander
- Full bearing of the expander head segments allows heavy loads
- Optimum adjustment of the socket size and capillary gap with the positive fine adjustment
- Optimised force transmission with the trapezoidal screw thread with self-lubricating bronze socket
- Guide guarantees a perfect centred position and uniform capillary gap with 6 rivets and guiding ridge

ROMAX® EXPANDER AC ECO MAXI

Electro-hydraulic expander with constant axial thrust, 230 Volt connection. For expanding and calibrating pipes up to Ø 108 mm (4.1/8"), as well as producing reductions



Product Profile

APPLICATION AREA

Suitable for pipes made of:

Copper (soft, semi-soft): Ø 35 - 108 mm (1.3/8" - 4.1/8")
Aluminium: max. wall thickness: 2.5 mm

KEY FEATURES

- Optimally suited for batch production and large building sites
- Constant thrust with CFT®
- User safety with the easy to reach emergency stop switch

KEY FEATURES

- Long service life and high functional safety
- The expansion / calibration takes place after pressing and holding the switch
- Large working radius with the 5 m long cable

TECHNICAL DATA

Weight: ca. 13.7 kg
Motor: 230 V / 50 Hz

Balanced weight distribution

Secure hold in every working position, ideal for one-handed use

Emergency stop switch

High user safety due to the interruption of the feed and the discharge of the expander head

Fully automatic expanding process

6-fold step expander

Expands without changing tools from 35 up to 108 mm (1.3/8 - 4.1/8")

2. Switch directly within reach

Various holding positions possible, even in confined spaces (over head)

Article available upon request!²⁾



CFT®
(Constant Force Technology)

For a constant axial thrust

¹⁾ Complete terms and conditions at www.rothenberger.com/service. RO SERVICE+ only valid in participating countries.

²⁾ Availability, delivery time and price of custom products for other pipe diameters available on request

Expanding, Extracting, Flaring

Expanding electric

ROMAX® EXPANDER Compact

Compact, electro-hydraulic expander with a constant axial thrust of 19 kN and 12 Volt battery for portable operation, for expanding, reducing and calibrating pipes up to Ø 67 mm (2.1/2")



Product Profile

APPLICATION AREA

Suitable for pipes made of:

Copper, Aluminium (soft): max. Ø 67 mm or 2.1/2"
max. wall thickness 2 mm

Aluminium and Precision steel (soft): max. Ø 67 mm or 2.1/2"
max. wall thickness 1 mm

Stainless steel: max. Ø 15 mm
max. wall thickness 1 mm

KEY FEATURES

- Accurate adjustment of the capillary gap
- Specially matched for expander heads Type Standard, Type S or PE-X for excellent expansion results
- User safety with the easy to reach emergency switch
- Reliable hold in any position

TECHNICAL DATA

Dimensions:	only 370 x 70 x 90 mm
Weight:	approx. 2.6 kg
Power supply:	Li-ion battery 14.4 V / 2.6 Ah Mains adaptor 230 V / 50-60 Hz 110 V on request
Working temperature:	- 10° up to + 60° C

Aluminium and precision steel (soft)
up to max. 1 mm wall thickness



High savings potential

- Efficient, fitting-free installation of pipes in sanitary, heating, gas, refrigeration and air-conditioning systems
- Eliminates the cost of purchase and storage of fittings
- 50% reduction of soldering materials and energy

All-round application

- Expander head receiver is compatible with ROTHENBERGER expander heads
- Choice between the expander head standard, Type S or PE-X

¹⁾ Complete terms and conditions at www.rothenberger.com/service.
RO SERVICE+ only valid in participating countries.

²⁾ in comparison to ROTHENBERGER NiMH battery

Expanding, Extracting, Flaring

Expanding electric

ROMAX® EXPANDER Compact Basic Sets



5-part Basic Set I includes: ROMAX® EXPANDER Compact (No. 015714P), 1 Li-Ion- battery 14,4 V / 2.6 Ah (No. 15418), quick charger (No. 15017), Graphit grease (No. 26498), plastic carrying case (No. 015016L) without expander heads



All ROMAX® EXPANDER Compact with a Li-ion battery!

DUAL-POWER 14.4 or 230 V

4

5 m cable length!

Large working radius



Fig. Power supply unit 230 V (accessory) with 5 m long cable (No. 15037)

Fig. Similar, ROMAX® EXPANDER Set Basic

Universal adaptor for
ROTHENBERGER Expander Heads



Compatible with
ROTHENBERGER Expander Heads



Workbench function
with the stable surface support



Emergency stop switch



Model	Description			No.
ROMAX® Expander Compact Basic set I	expander heads standard	1	1.11	15714
ROMAX® Expander Compact Basic set II	expander heads type S	1	1.11	15715
ROMAX® Expander Compact Basic set II	expander heads type S	1	1.11	15716

Expander heads / PE-X expander heads see 93

ACCESSORIES



Description	No.	Description	
ROMAX® EXPANDER Compact Li-Ion battery 14.4 V / 2.6 Ah	15418	Internal / External deburrer	31
ROMAX® EXPANDER Compact charger 230 V	15017	Brazing (SUPER FIRE 3 with MAPP®-GAS)	148 - 151
ROMAX® EXPANDER Compact power supply	15037	Brazing solder	177 - 179
		Pipecutter	14 - 25

Expanding, Extracting, Flaring

Expanding hydraulic



Hydraulic Expander System H 600

For expanding, reducing and calibrating normal and thick walled pipes in batch production, as well as the production of tapers

Product Profile

APPLICATION AREA

Suitable for normal and thick walled pipes made of:
Copper and Aluminium: Ø 8 - 110 mm, 5/16 - 4.1/4" max. wall thickness 3.0 mm
Precision and stainless steel: Ø 8 - 110 mm, 5/16 - 4.1/4" max. wall thickness 3.0 mm

KEY FEATURES

- Individual modular design
- Industrial quality expansions
- Proper and efficient handling of material

TECHNICAL DATA

Rated power: 1.2 kW
Rated current: 2.1 A
Operating pressure: 80 - 600 bar
Max. operating pressure: 700 bar
Delivery capacity: 0.82 l / min
Safety category: IP 54
Actuation: 400 V / 1200 W

4



On-off switch with control light

Allows set-up and auto-mode

Continuous, accurate and adjustable operating power with set-up and auto-mode

Allows proper, efficient handling of material

Individual modular design

Connections for safety foot pedal, control wires for the expander pistol H 1 and/or H 2, quick coupling for hydraulic hose

Powerful 400 V / 1200 W drive

Quick expansion of large, thick-walled pipes

Suitable for all types of expander heads

Multi-functional

Fine adjustment of the tube socket size

Industrial quality expansions

Scope of delivery (No. 13100) includes: Electro-Hydraulic Expander System H 600 complete with hydraulic unit H 600 (No. 13002), expander pistol H 1 (No. 12001), control cable, hydraulic hose 2.5 m with circuit points, adjusting tool, tool rack (No. 13023), safety foot pedal and hydraulic oil 1 l (No. 58185). (without expander heads)
 Scope of delivery (No. 13002) includes: Electro-hydraulic unit H 600 with safety foot pedal, adjusting tool, tool rack (No. 13023), and hydraulic oil 1 l (No. 58185). (Without expander heads)

Model	kg	No.
Hydraulic System complete, without heads	36.0	13100
Hydraulic Tool H 600	33.1	13002
Foot pedal H 600 with 3 m cable	0.5	12013

¹⁾ Complete terms and conditions at www.rothenberger.com/service. RO SERVICE+ only valid in participating countries.

Expanding, Extracting, Flaring

Expanding hydraulic

Electro-Hydraulic Expander Pistol H1

Product Profile

APPLICATION AREA


Expander heads Standard:	Ø 8 - 42 mm, 5/16 - 1.3/4" max. wall thickness 1.6 mm
Expander heads Typ S: (with adaptor No. 11007)	Ø 22 - 67 mm, 1 - 2.1/2" max. wall thickness 2.5 mm

Scope of delivery: 2.5 m control cable (No. F88928), hydraulic hose (No. 12023), Adjusting tool (No. 12017), hydraulic oil 1 l (No. 58185)

Model	kg	No.
Electro-Hydraulic Expander Pistol H 1	2.9	12001
S-Head adaptor for H 1	0.6	11007
Adjusting tool for H 1	0.9	12017

ACCESSORIES

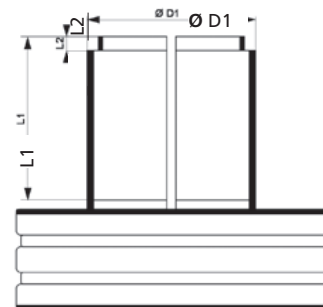
Model	kg	No.
Expander head H2/Type 3, 70 - 110 mm	3.0	12080
Expander head H2/Typ 2, 28 - 70 mm	2.5	12078
S-Head adaptor for H 2	1.1	12097
Adjusting tool for H2	0.9	12018



Custom-Made Products* Riveted Expander Heads H2

Only one head necessary for every pipe diameter.
When ordering, please fill out form and state the applicable dimensions L1 / L2 / D1

*** Availability, delivery time and price available on request!**



Examples of a custom order

Expander-Adaptor Type S

To increase the application area of the ROCAM® EXPANDER Power Torque, Expander Pistol H1/H2, EXPANDER A0/A1 and ROMAX EXPANDER Compact

Allows the use of the expander heads Type S with copper pipe (soft) up to 67 mm and/or 2.1/2"!



No. 11007 Expander adaptor for ROCAM® EXPANDER Power Torque or Expander Pistol H1

















No. 12097 Expander adaptor for Expander Pistol H2

Model	max.	max. mm	kg	No.
Adaptor Type S, without expander heads	67 mm and/or 2.1/2"	2.0	0.6	11007
Adaptor H2/Type S,	70 - 110 mm		1.1	12097

Expanding, Extracting, Flaring

Accessories Expanding

Expander Head Compatibility

	Expander Head ROLOCK	Expander Head Standard	Expander Head Type 5	Riveted Expander Head	Expander Head PE-X	Expander Head H 2, Typ 2 u. 3	Step Expander Head
ROLOCK EXPANDER Power Torque 	●	●		●	□	□	□
ROCAM® EXPANDER Power Torque 	□	●		●	● No. 12005	□	□
EXPANDER A0 	□	□	●	□	□	□	□
EXPANDER A1 	□	□	□	□	□	□	●
ROMAX® EXPANDER Compact 	□	● No. 15714	 No. 15714  No. 15715	● No. 15714	● No. 15716	□	□
ROMAX® EXPANDER AC ECO MAXI 	□	□	□	□	□	□	●
Expander Pistol H1 	□	●		●	□	□	□
Expander Pistol H2  Similar to photo	□	□		□	□	●	□

● Expander head without adaptor can be used

□ Expander head can not be used

Fig.: Can be used with the appropriate adaptor (pictured)

Expanding, Extracting, Flaring

Expanding & Extracting Manual

COMBI KIT Expander / Tee-Extractor

Practical, compact and cost-saving set combinations with with ROCAM and ROLOCK EXPANDER Power Torque and Tee-Extractors. For all common pipe dimensions \varnothing 12 - 28 mm (1/2 - 1.1/8")

Made in Germany!

The know-how from the pioneer of expanding technology and the leading manufacturer of expanding tools for over 50 years!



Product Profile

APPLICATION AREA

Suitable for pipes made of copper, aluminium and steel (soft): \varnothing 12 - 28 mm and 1/2 - 1.1/8"

KEY FEATURES

- Increases safety by reducing the number of connections
- Suitable for making branches even in confined spaces through the compact design

KEY FEATURES

- Fine adjustment of the capillary gap using the KSO-screw
- Reduces effort required and increases work space
- Up to 67% reduction of soldering materials and soldered joints
- Accurate drilling
- Saves resources by converting scrap pipes into fittings
- Reliable pipe connections to DVGW standards

4



EPT-Technology

Concealed bent lever

Largest possible expansion size and capillary gap using the adjustable KSO-screw



Professional Extractions

Up to 67% reduction of soldering materials and soldered joints

Long handles

Reduces effort required and increases work space

Utilisation of material

Saves resources by converting scrap pipes into fittings

UNIDRILL® Automatic 28 / 42

Accurate drilling

No. 21583 /
No. 21575

Scale and cam depth adjustment

Extractor Cam Pincer

Limits insertion depth for \varnothing 12 - 42 mm (1/2 - 1.5/8")

No. 22080



COMBI KIT Set includes: ROCAM® EXPANDER Power Torque (No. 12000), Standard expander heads, tee-extractor, special ratchet (No. 22081), UNIDRILL® Automatic 28 (No. 21583), extractor cam pincer (No. 22080), steel carrying case (No. 24022)

COMBI KIT Set includes: ROLOCK EXPANDER Power Torque (No. 12400), ROLOCK expander heads, tee-extractor, special ratchet (No. 22081), UNIDRILL® Automatic 28 (No. 21583), extractor cam pincer (No. 22080), steel carrying case (No. 24022)

Model	Description	kg		No.
COMBI KIT	12 - 15 - 18 - 22 mm	4.4	1	011180X
COMBI KIT	12 - 14 - 16 - 18 mm	2.6	1	011186X
COMBI KIT	1/2 - 5/8 - 7/8 - 1.1/8"	2.8	1	011194X

Model	Description	kg		No.
ROLOCK COMBI KIT	12 - 15 - 18 - 22 mm	4.4	1	12601
ROLOCK COMBI KIT	12 - 14 - 16 - 18 mm	2.6	1	12602
ROLOCK COMBI KIT	1/2 - 5/8 - 7/8 - 1.1/8"	2.8	1	12604
ROLOCK COMBI KIT	1/2 - 3/4 - 1	2.5	1	12605



Tee-Extractor Sets

For efficient production of T-branches (extractions) for fitting-free pipe installations, Ø 12 - 42 mm (3/8 - 2.1/8")

Product Profile

APPLICATION AREA

Suitable for pipes made of:

Copper (soft, semi-soft, hart):	10 - 42 mm, 3/8 - 2.1/8" max. wall thickness 2.5 mm
Aluminium:	10 - 42 mm, 3/8 - 2.1/8" max. wall thickness 2.5 mm
Precision steel:	10 - 42 mm, 3/8 - 2.1/8" max. wall thickness 2.5 mm

Made in Germany!

The know-how from the pioneer of expanding technology and the leading manufacturer of expanding tools for over 50 years!

KEY FEATURES

- Eliminates the cost for T-pieces, purchase and storage of fittings
- Extractions even on installed pipes possible
- Accurate drilling
- Optimal positioning with the cam pincer depth adjustment

Scale and cam depth adjustment



Extractor Cam Pincer

Limits insertion depth for Ø 12 - 42 mm (1/2 - 1.5/8")

No. 22081



Optimum capillary gap

Professional extractions

Limits the insertion depth

Optimal positioning

No pipe removal

Extractions even on installed pipes possible

UNIDRILL® Automatic 28 / 42

Accurate drilling



No. 21583 / No. 21575



Tee-Extractor sets include: Tee-Extractor according to chart, special ratchet (No. 22081), cam pincer (No. 22080) and special conical drill, UNIDRILL® Automatic 42 (No. 21575), in steel carrying case (No. 24022)

Model	Model	kg	mm	No.
Tee-Extractor set 12 - 15 - 18 - 22 mm		3.4	1	22100
Tee-Extractor set 12 - 15 - 22 - 28 mm		3.6	1	22101
Tee-Extractor set 12 - 15 - 18 - 22 - 28 mm		3.9	1	22103
Tee-Extractor set 10 - 12 - 15 - 18 - 22 mm		3.5	1	22102
Tee-Extractor set 12 - 14 - 16 - 18 - 22 mm		3.6	1	22109
Tee-Extractor set 10 - 12 - 14 - 16 - 18 - 22 mm		3.7	1	22111
Tee-Extractor set 12 - 15 - 18 - 22 - 28 - 35 - 42 mm		5.5	1	22126
Tee-Extractor set 15 - 22 - 28 mm		3.6	1	22127
Tee-Extractor set 1/2 - 5/8 - 3/4 - 7/8"		3.4	1	22121
Tee-Extractor set 1/2 - 5/8 - 7/8 - 1.1/8"		3.7	1	22124
Tee-Extractor set 1/2 - 3/4 - 1"		3.3	1	22135

Expanding, Extracting, Flaring

Extracting Manual

Tee-Extractor

Tee-Extractor with double v-block for accurate 90° branches, Ø 10 - 54 mm (3/8 - 2.1/8")

Product Profile

KEY FEATURES

- Uniform and proper material extraction without scratches or burrs
- Burr-free operation with the specially polished extractor hooks
- Easy insertion into the drilled hole with the special trapezoidal screw thread
- Accurate and firm positioning for exact 90° branches

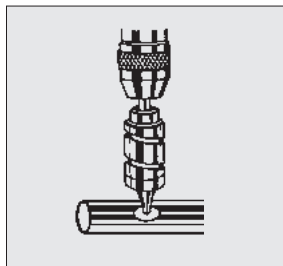
4

mm / inch	mm	Drill Ø mm	mm	g	No.
10	1.0	6	11	130	22010
12	1.0	7	11	150	22012
14	1.0	8	11	160	22014
15	1.0	8	11	160	22015
16	1.0	8	11	220	22016
18	2.0	10	11	220	22018
28	2.5	15	11	470	22028
35	2.5	22	11	700	22035
38	2.5	22	11	700	22038
42	2.5	26	11	890	22042
54	2.5	30	19	1380	22054
3/8"	1.0	6	11	110	22060
1/2"	1.0	7	11	140	22061
5/8"	1.0	8	11	220	22016
3/4"	2.0	10	11	220	22062
7/8"	2.0	12	11	350	22063

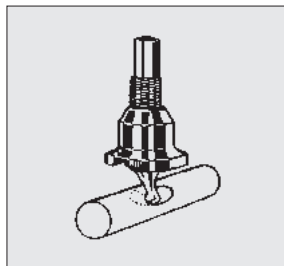
Sechskant Vierkant

mm	g	No.	inch	g	No.
10	60	22210	3/8"	60	22260
12	70	22212	1/2"	70	22261
14	90	22214	5/8"	140	22216
15	90	22215	3/4"	140	22263
16	140	22216	7/8"	200	22264
18	140	22218	1"	210	22265
22	210	22222	1.1/8"	220	22266
28	220	22228	1.1/4"	270	22267
35	290	22235	1.3/8"	290	22235
38	290	22268	1.1/2"	290	22268
42	320	22242	1.5/8"	320	22270
54	560	22254	2"	520	22246
			2.1/8"	560	22254


Precise drilling of the pipe without a centre punch – drill stop prevents perforation of the pipe



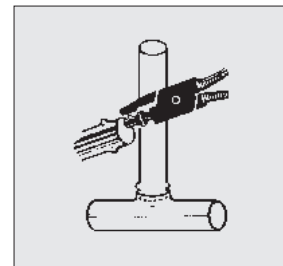
Insert extractor hook into the drilled hole and screw the bell firmly against the drill hole



Using the ratchet, turn the extractor to the left, while paying attention that the v-block is seated securely



After extraction, set correct insertion depth (dependant on pipe Ø) with cam pincer



Simply calibrate the tee Ø on the UNIDRILL® Automatic and the drilled hole Ø will automatically correspond to the extractor hook required



Double V-block

Accurate and firm positioning for exact 90° branches

Specially polished, forged and tempered extractor hooks

Burr-free operation

Special hook design

Easy insertion into the drilled hole



Ratchet adaptor (No. F80053 and F80054) with No. 22050 / 22054 included in scope of delivery (square, 3/4")

mm / inch	mm	Drill Ø mm	mm	g	No.
1"	2.5	14	11	470	22064
1.1/8"	2.5	15	11	480	22065
1.1/4"	2.5	19	11	700	22066
1.3/8"	2.5	22	11	700	22035
1.1/2"	2.5	22	11	700	22038
1.5/8"	2.5	26	11	900	22068
2"	2.5	30	19	1380	22050
2.1/8"	2.5	30	19	1380	22054

Accessories

Socket 19 mm

F80053

Square connection 3/4"

F80054

Spare Extractor Hooks

Forged hooks, specially polished, tempered from Ø 10 - 54 mm (3/8 - 2.1/8")



Note: For copper pipes (soft), the use of an extractor support is recommended! (95)

Tee-Extractor Ratchet

Chrome vanadium steel, fine toothed and right/left reversible



No. 22081



No. 27181

Model	SW	g	No.
10 - 42 mm, 3/8 - 1.3/4"	11 mm	435	22081
50 - 54 mm, 2 - 2.1/8"	3/4"	1140	27181

Extractor Cam Pincer

KEY FEATURES

- Identification point marks insertion depth exactly and prevents over-insertion
- Cam depth adjustment wheel with scale



mm	inch	mm	g	No.
12 - 42	1/2 - 1.5/8"	150	170	22080

EVERCOOL

Drill and extraction paste

KEY FEATURES

- Longer tool life
- All-purpose use except for drinking water installation
- Suitable for aluminium and precision steel
- Easy application with the integrated pen for applying the paste



Model	Contents	g	No.
EVERCOOL	50 g	80	21549

UNIDRILL® Automatic 28 / 42


HSS special conical drill

KEY FEATURES

- Fast, burr-free drilling
- Precise location without need for centre punch special drill tip
- Calibrated drill Ø automatically corresponds to the correct extractor hook and branch size
- Drill stop prevents damage to pipe walls

UNIDRILL® Automatic 28 / 42

Accurate drilling



No. 21583

No. 21575

Model	mm	inch	SW	g	No.
UNIDRILL® 28	10 - 28	3/8 - 1.1/8"	11	110	21583
UNIDRILL® 42	10 - 42	3/8 - 1.5/8"	11	430	21575

Extractor Support

KEY FEATURES

- Prevents deformation during extraction, especially for soft pipe material



Extractor support plates

Prevents deformation during extraction

Main pipe	Branch pipe	g	No.
5/8"	1/2"	170	22153
3/4"	5/8"	250	22172
7/8"	3/4"	250	22157
1.3/8"	1.1/8"	350	22159

Expanding, Extracting, Flaring

Flaring

Precision Double Flaring Press DB 10

For standard precision expands according to DIN 74234
 Ø 4.75 - 10 mm, wall thickness 0.7 - 1.0 mm

Product Profile

APPLICATION AREA

On copper, aluminium and steel pipes, seamless pipes and double-walled pipes, for example Bundy® pipe, and KUNIFER brake pipes

KEY FEATURES

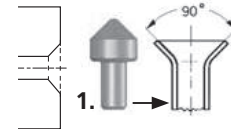
- Ideal for endless pipes
- For several flaring profiles, wall thickness 0.7 - 1 mm
- Universal use with the pluggable pressure cone
- Accurate and reproducible results
- Clamping block for several pipe diameters
- Reliable hold with the 25 mm pipe clamping length
- Suitable for clamping in a vice

4

Formation of the various flares made possible with the appropriate flaring attachments

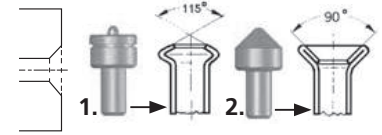
E- contour, simple flare:

- Standard flaring contour





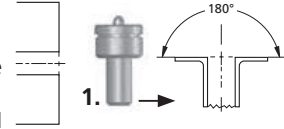
D-contour, double flare:

- Extension of brake and/or hydraulic lines
- Connection by means of coupling rings, sealed by means of flaring surface



180° flares:

- Mounting using coupling ring, for example hydraulic transmission valve and / or distributor block
- Seal between drill-hole and flaring surface



Set (No. 26013) includes: Basic tool with pressure cone (No. 26010), flaring attachments, 1 set of clamping blocks (No. 26011)

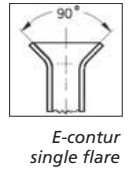
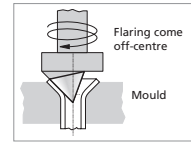
Description	⌀ mm	kg	No.
DB 10 set	4.75 - 5 - 6 - 8 - 9 - 10 mm	2.64	26013
Flaring attachment	4.75 / 5 mm	0.20	26001
Flaring attachment	6 mm	0.20	26002
Flaring attachment	8 mm	0.20	26003
Flaring attachment	9 mm	0.20	26004
Flaring attachment	10 mm	0.20	26005

Description	⌀ mm	g	No.
Pressure cone		20	26010
Clamping spindle		90	26015
Flaring spindle		300	26016
Distance bolt		30	26017
Set of clamping blocks (2 pc.) for Pipes	4.75 - 5 - 6 - 8 - 9 - 10 mm	190	26011

ROFLARE REVOLVER

Revolver reeling flaring tool

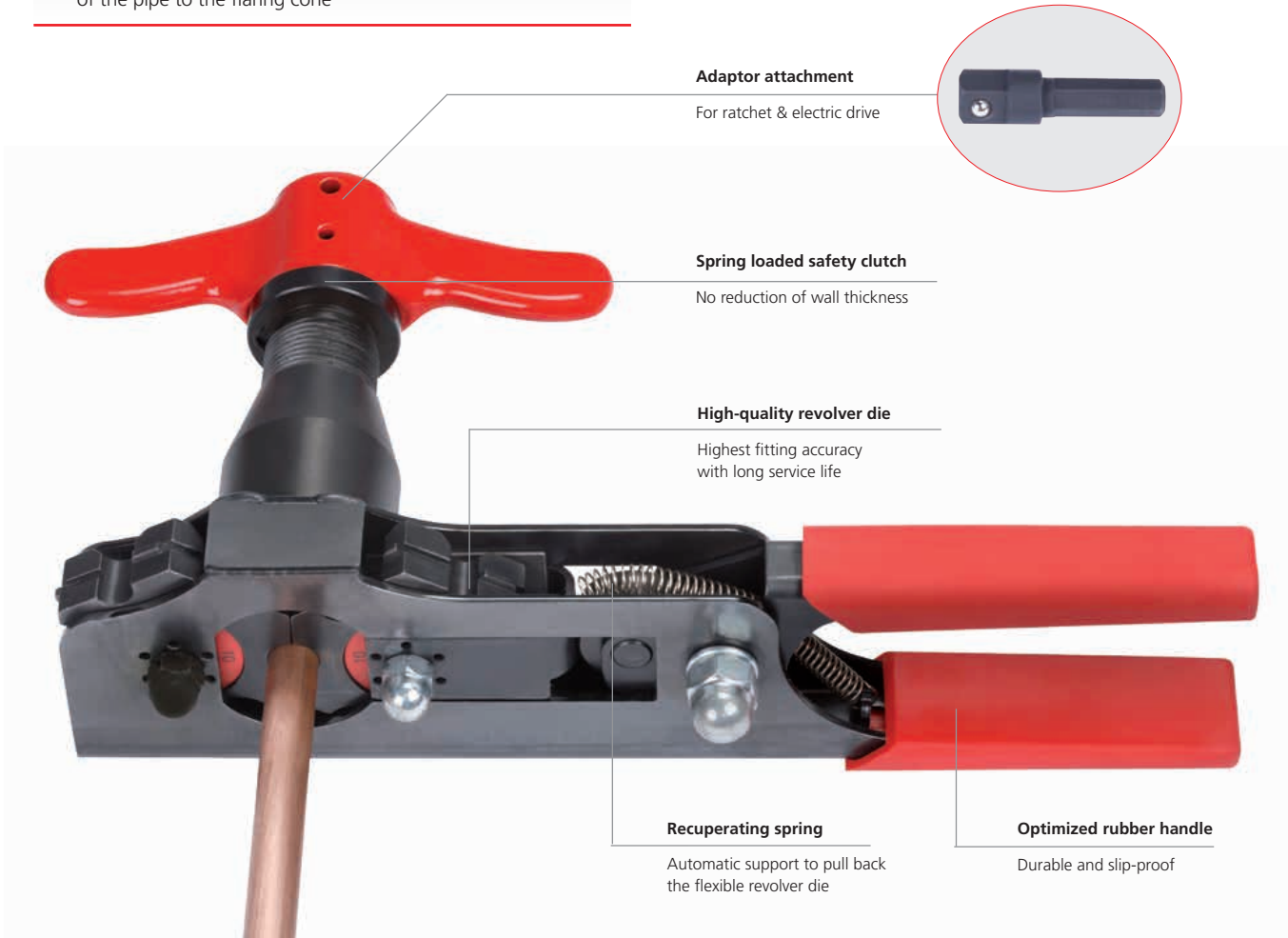
For the reliable and fast production of standard single 45° flares in accordance with EN 14276-2 and JIS B8607:2008 on copper soft pipes Ø 6 - 18 mm and 1/4 - 3/4"



Product Profile

KEY FEATURES

- Guaranteed norm flares
- Produces leak free joints
- One-handed quick clamping system
- **Automatic depth stop:** perfect positioning of the pipe to the flaring cone



Adaptor attachment

For ratchet & electric drive



Spring loaded safety clutch

No reduction of wall thickness

High-quality revolver die

Highest fitting accuracy with long service life

Recuperating spring

Automatic support to pull back the flexible revolver die

Optimized rubber handle

Durable and slip-proof

Set (1000000230) includes: ROFLARE REVOLVER metric incl. ratchet adaptor, dies Ø 6, 8, 10, 12, 16 and 18 mm, pipe cutter ROTRAC 28 PLUS CHROM Limited Edition (1000000046), in blister pack
 Set (1000000231) includes: ROFLARE REVOLVER imperial incl. ratchet adaptor, dies Ø 1/4, 5/16, 3/8, 1/2, 5/8 and 3/4", pipe cutter ROTRAC 28 PLUS CHROM Limited Edition (1000000046), in blister pack

Model	No.
Set, metric with ROTRAC 28 PLUS CHROM Limited Edition	1000000230
Set, imperial with ROTRAC 28 PLUS CHROM Limited Edition	1000000231
Metric, Ø 6, 8, 10, 12, 16, 18 mm	1000000222
Imperial, Ø 1/4, 5/16, 3/8, 1/2, 5/8, 3/4"	1000000223

Compact design enables use in confined spaces



Automatic depth stop: Perfect positioning of the pipe to the flare cone



Expanding, Extracting, Flaring

Flaring

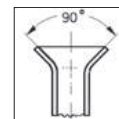
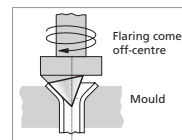
Reeling Flaring Tool

For producing precision 45° single flares on copper pipes
 Ø 6 - 18 mm (1/8 - 3/4")

Product Profile

KEY FEATURES

- Controlled expanding and shaping of the pipe without tearing
- No reduction in wall thickness
- No slipping of the pipe
- Sturdy and long lasting



E-contur single flare



No. 222401, No. 222402,
 No. 222403

Square connection

For manual operation, for example
 cordless screwdriver

Spring-loaded slide coupling

No reduction in wall thickness

Made from forged steel

Tough and long-lasting

Self-centring die

Highest flare precision

Adaptor for cordless screwdriver

Die available in metric
 and imperial sizes

Pipe will not slip



4



Flare cone rotates off-centre in needle bearings

Controlled expanding and
 shaping of the pipe end
 without tearing

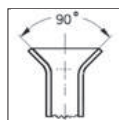
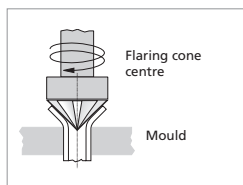
Reeling Flaring Tool set includes: Reeling Flaring Tool in plastic case
 with mould in metric and/or imperial format

Model	mm / inch	No.
Set EB	6 - 8 - 10 - 12 - 14 - 15 - 16 - 18 mm 1/8 - 3/16 - 1/4 - 5/16 - 3/8 - 1/2 - 5/8 - 3/4"	222401
Set EB	1/8 - 3/16 - 1/4 - 5/16 - 3/8 - 1/2 - 5/8 - 3/4"	222402
Set EB	6 - 8 - 10 - 12 - 14 - 15 - 16 - 18 mm	222403
Dies		
metric	6 - 8 - 10 - 12 - 14 - 15 - 16 - 18 mm	222413
imperial	1/8 - 3/16 - 1/4 - 5/16 - 3/8 - 1/2 - 5/8 - 3/4"	222412

Universal Flaring Tool

For producing precision 45° single flares on copper
 pipes Ø 4 - 16 mm (3/16 - 5/8")

- Universal application and highest flare precision through self-centring pipe clamp for all diameters
- Controlled flaring without tearing, forming perfect surfaces
- Hardened flare cone with special geometry



Single flare

Universal Flaring Tool set (No. 222601) includes: Universal Flaring Tool for pipe
 diameters 4 - 16 mm, 3/16 - 5/8", in plastic case

Model	mm	inch	kg	No.
Set EB	4 - 16 mm	3/16 - 5/8"	900	222601

Flaring and Bending Set

Universal application in industry and small
 trade by sanitary and heating installations,
 refrigeration and air-conditioning technology,
 auto and hydraulic technology



Flaring and bending set (No. 26020) includes: MINICUT I, Ø 3 - 16 mm (No. 70401),
 internal and external deburrer, Ø 4 - 36 mm (No. 11006), double flare press DB 10
 (No. 26013), TUBE BENDER set, Ø 4.75 - 10 mm (No. 24112), steel carrying case
 (No. 24022)

Model	mm	kg	No.
Flaring / Bending set	4.75 - 5 - 6 - 8 - 9 - 10	5.5	26020

Expanding, Extracting, Flaring

Flaring

ROTORQUE AIRCON / REFRIGERATION

Step-less torque wrench

Product Profile

APPLICATION AREA

Self-locking rack and pinion drive enables quick and reliable fastening of flare nuts sizes 15 - 32 mm in accordance with EN 378-2:2012-08

KEY FEATURES

- Always fits, covers all flare nut sizes from 15 - 32 mm
- Won't slip thanks to the self-locking rack and pinion drive and ratchet function
- Simple and reliable: required torque in accordance with EN 378-2:2012-08 is embossed on the head for every size and can not be rubbed off
- Embossed torque data: easy tightening according to norm
- ROTORQUE REFRIGERATION is suitable for cylinder heads' work

Connection 9 x 12

Head can be exchanged between ROTORQUE AIRCON and ROTORQUE REFRIGERATION

All-In-One: One head fits all sizes!

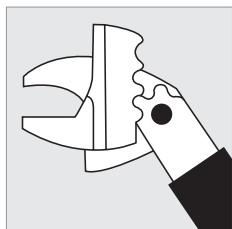


The torque can be read off


Always tighten according to the standard



Closed head



Fully opened head



ROTORQUE AIRCON Torque wrench

- 10 – 110 Nm
- ± 4% accuracy
- 1 Nm adjustment steps

ROTORQUE REFRIGERATION Torque wrench

- 10 – 70 Nm
- ± 3% accuracy
- 1/2 Nm adjustment steps
- Suitable for cylinder heads' work



Fig. ROTORQUE AIRCON torque wrench



Fig. ROTORQUE REFRIGERATION torque wrench

ROTORQUE sets include: Torque wrench, head, carrying bag

Model	kg	No.
ROTORQUE AIRCON	1.5	100000224
ROTORQUE REFRIGERATION	1.4	100000225

Torque Wrench Set

For proper tightening of flange connections

Set with adjustable torque wrench (10-70 Nm) and 6 spanner inserts sizes 17, 22, 24, 26, 27 and 29 mm for flange connections on 1/4", 3/8", 1/2" and 5/8" pipe lines according to DIN EN 378-2 : 2012-08



Fix with torque urgently necessary!



7 piece set (No. 175001) includes: spanner wrench sizes 17, 22, 24, 26, 27, 29 mm, torque wrench, carrying bag

Pipe-Ø	Spanner width	Locking torque
1/4" / 6 mm	17 mm	14 - 18 Nm
3/8" / 10 mm	22 mm	33 - 42 Nm
1/2" / 12 mm	24 mm	50 - 62 Nm
1/2" / 12 mm	26 mm	50 - 62 Nm
5/8" / 15/16 mm	27 mm	63 - 77 Nm
5/8" / 15/16 mm	29 mm	63 - 77 Nm

Model	kg	No.
Torque wrench set, 7 piece	3.5	175001





Pressing

System Overview Pressing Technology	102 - 103
Press Machines Compact	104 - 105
Press Machines Standard	106 - 109
DURA LAZR TEC	110
Press Tools Compact	111 - 112
Press Tools Standard	112 - 114
Overview: Press Tools	115 - 116
Pressnavigator	116
Overview system approvals	117 - 121

5



Pressing Technology

System Overview Pressing Technology

Press Machines



ROMAX® COMPACT TT (Twin Turbo)



ROMAX® 4000



ROMAX® 3000 AC



ROMAX® AC ECO



Operation mode:	electrohydraulic	electrohydraulic	electrohydraulic	electrohydraulic
Jaw fixture rotatable:	270°	270°	270°	270°
CFT® (Constant Force Technology):	✓	✓	✓	✓
Controlled press cycle:	✓	✓	✓	–
Piston force / Hub:	19 kN / 30 mm	32 kN / 40 mm	32 kN / 40 mm	32 kN / 40 mm
Service interval:	40,000 Pressings	40,000 Pressings	20,000 Pressings	10,000 Pressings
LED:	✓	✓	✓	–
Approx. pressing cycle time:	3 sec.	5 sec.	5 sec.	7 sec.
Dimensions:	336 x 143 x 76 mm	445 x 125 x 75 mm	460 x 120 x 90 mm	415 x 180 x 80 mm
Cable length:	–	–	5 m	5 m
Weight:	2.5 kg	3.6 kg	3.8 kg	4.5 kg
Battery:	✓	✓	–	–
Page:	104	106	108	109

ROTHENBERGER Constant Force Technology

The CFT® guarantees a constant axial pressing force over the entire service interval. A very important requirement for the production of sealed press connections.

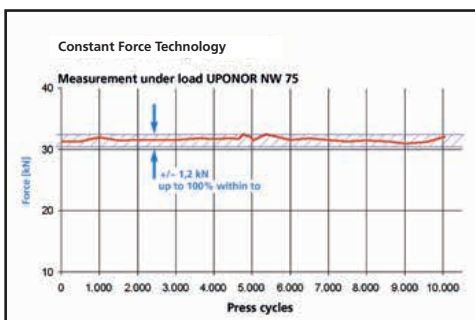
CFT® guarantees:

ROMAX® Compact TT 19-21 kN for 40,000 press cycles

ROMAX® AC ECO 32-34 kN for 10,000 press cycles

ROMAX® 4000 32-34 kN for 40,000 press cycles

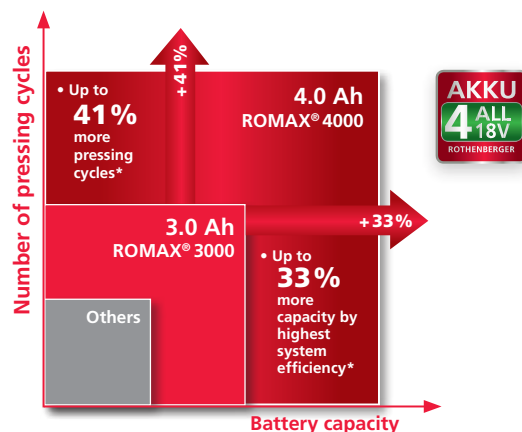
ROMAX® 3000 AC 32-34 kN for 20,000 press cycles



Enter a new dimension of efficiency!

- Powerful 18 / 4.0 Ah battery pack
- Up to 41% more pressing cycles*
- Up to 33% more capacity due to enhanced system efficiency*
- All this without a cord-maximum efficiency and on-site freedom for you!

*Tested with 5V 18 copper fittings / In comparison with ROMAX® 3000



Press Jaws



ROTHENBERGER
Pressnavigator

Press Jaws Compact



Interchangeable Press Jaws Compact



Press Jaws Standard



3-elemental Press Jaws



Press Collars



Working range metal:	Ø 12 - 35 mm	–	Ø 12 - 54 mm	Ø 42 - 54 mm	Ø 42 - 54 mm
Working range multi-layer:	Ø 12 - 40 mm	Ø 12 - 32 mm	Ø 12 - 40 mm	Ø 50 - 63 mm	Ø 40 - 110 mm
Snap on:	–	–	–	–	✓
DURA LAZR TEC:	✓	–	✓	✓	✓
Long-term corrosion prot.:	✓	✓	✓	✓	✓
3-bolt synch. mechanism:	✓	✓	✓	✓	–
Precision-manufactured contour:	✓	✓	✓	✓	✓

Page:

111

112

112

113

114

No system commitment

Users are free to decide which fitting systems they will press. They are also free to choose the manufacturer of the pressing machines and pressing tools. There is no legal provision, DIN standard or other provision - for example, a regulation established by means of a DVGW worksheet - which obligates the tradesmen to exclusively use the pressing tools or pressing jaws of just one fitting or piping system manufacturer.

The only decisive factor is whether the fitting system and pressing tool are suitable for one another - only in this case is the tightness guaranteed. The Pressnavigator App provides guidance by enabling users to find the suitable press tool for the fitting system, or the suitable fitting system of the press tool.

Controlled press cycle

After reaching a predetermined pressing force the press cycle switches off automatically. The piston retracts after the necessary pressing force has been reached. This guarantees uniform and reliable pressings as leading system manufacturers require.

Electronic Control

The electronics of the Romax® Compact TT, Romax® 4000 and Romax® 3000 AC provide for a safe pressing cycle:

- Control of the battery charge status
- Safety start-inhibitor when the battery is too low
- LED display of the service interval and any error messages

Pressing Technology

Press Machines Compact

ROMAX® COMPACT TT (TWIN TURBO)

Electrohydraulic press machine for battery operated pressing of fittings up to Ø 40 mm (plastic / multi-layer) and/or up to Ø 35 mm (metal) with 19 kN



Product Profile

APPLICATION AREA

The Romax® Compact TT is 3 seconds fast, 2.5 kg light and 19 kN strong. Through the perfect handling, the machine is particularly suitable for domestic installations, high volume pressings or service installations.

COMPATIBLE PRESSING TOOLS

- Press Jaws: ROTHENBERGER Press Jaws Compact starting on page 111
- Interchangeable Press Jaws: ROTHENBERGER Interchangeable Press Jaws starting on page 112

TECHNICAL DATA

Dimension:	336 x 143 x 76 mm (w/ 2.0 Ah battery)
Weight:	2.5 kg (without press jaw)
Piston force / hub:	19 kN / 30 mm
Nominal size:	Ø 12 - 40 mm plastic / multi-layer Ø 12 - 35 mm metal
Service interval:	40.000 Pressings / 2 years
Press Jaw fixture:	270° rotation
Power supply:	RO BP 18 V / 2.0 Ah Li-ion battery RO BP 18 V / 4.0 Ah Li-ion battery
Operating temperature:	- 10 °C up to 60 °C
Pressings:	Approx. 130 press cycles with 2.0 Ah battery tested with SV18 stainless steel fittings

5



When unused or during pre-assembly, the machine stands stably on the workbench.



The ROMAX Compact TT hanging from a ladder by the shoulder strap.



Secondary effect of the two cylinder-structure: The machine can be used with one hand.



ROMAX® COMPACT TT Set Basic I EU

Set Basic 1 EU (No. 1000002115) includes: ROMAX® COMPACT TT Press machine, 1x RO BP 18 V / 2.0 Ah Li-Ion battery (No. 1000001652), RO BC battery charger EU (No. 1000001654), ROCASE case system 4414, without press jaws.



Twin Turbo: What's behind it?

BALANCE

- The engine and the gear are located opposite the hydraulic system
- Perfectly balanced weight distribution

SIZE

- Installing components in two cylinders reduces the size of the machine
- The two-cylinder shape saves 15 % of the length

POWER

- Every press cycle takes only 3 seconds
- The new pressure heart enables pressing of metal fittings up to Ø 35 mm

5

Twin Turbo for high volume pressing



Twin Turbo for domestic installations



Twin Turbo for service installations



Model / Description	Press Jaws Ø mm	📦	⚖️ kg	No.
ROMAX® COMPACT TT Basic Set 1, 1 x 2 Ah, EU	(without press jaws)	1	4.9	1000002115
ROMAX® COMPACT TT Basic Set 2, 2 x 2 Ah, EU	(without press jaws)	1	5.3	1000002116
ROMAX® COMPACT TT Press Jaw Set SV, 1 x 2.0 Ah, EU	15 - 22 - 28	1	8.6	1000002117
ROMAX® COMPACT TT Press Jaw Set M, 1 x 2.0 Ah, EU	15 - 22 - 28	1	8.6	1000002118
ROMAX® COMPACT TT Press Jaw Set TH, 1 x 2.0 Ah, EU	16 - 20 - 26	1	8.8	1000002120
ROMAX® COMPACT TT Press Jaw Set U, 1 x 2.0 Ah, EU	16 - 20 - 25	1	8.6	1000002119
ROMAX® COMPACT TT Interchangeable Press Jaw Set TH, with 1 x 2 Ah battery, EU	16 - 20 - 26 - 32	1	6.9	1000002113
ROMAX® COMPACT TT Interchangeable Press Jaw Set U, with 1 x 2 Ah battery, EU	16 - 20 - 25 - 32	1	6.9	1000002112
ROMAX® COMPACT TT Interchangeable Press Jaw Set RFz, with 1 x 2 Ah battery, EU	16 - 20 - 25 - 32	1	6.9	1000002111
ROMAX® COMPACT TT Interchangeable Press Jaw Set CO, with 1 x 2 Ah battery, EU	12 - 16 - 20 - 25	1	6.9	1000002114
ROMAX® COMPACT TT Basic Set 1, 1 x 2 Ah, UK	(without press jaws)	1	4.9	1000002123
ROMAX® COMPACT TT Press Jaw Set M, with 1 x 2 Ah battery, UK	15 - 22 - 28	1	8.6	1000002123

ACCESSORIES

Model	No.
RO BP 18 V / 2.0 Ah Li-Ion Akku	1000001652
RO BP 18 V / 4.0 Ah Li-Ion Akku	1000001653
RO BC battery charger EU (230 V)	1000001654
RO BC battery charger UK (110 V)	1000001691
ROCASE case system for press jaws	1000002242
ROCASE case system for interchangeable inserts	1000002307

Press jaws & interchangeable press jaws starting on 111



Pressing Technology

Press Machines Standard

ROMAX® 4000

Electro-hydraulic radial battery-powered press machine for the pressing of fittings up to Ø 110 mm²⁾ with 32 - 34 kN



Product Profile

APPLICATION AREA

The ROMAX® 4000 operates in just 5 seconds, weighs only 3.6 kg and uses a force of 32 kN. It can press from 12 mm to 110 mm²⁾ and is therefore the perfect all-rounder amongst the ROTHENBERGER Press Machines.

COMPATIBLE PRESSING TOOLS

- Press Jaws: ROTHENBERGER Press Jaws Standard starting on page 112 and 3-elemental Standard Press Jaws starting on page 113
- Press Collars: ROTHENBERGER Press Collars Standard starting on page 114

TECHNICAL DATA

Dimensions:	467 x 125 x 80 mm (w/ 4.0 Ah battery) 445 x 125 x 75 mm (w/ 2.0 Ah battery)
Weight:	3.6 kg (without press jaw)
Piston force/-hub:	32 - 34 kN / 40 mm
Nominal size:	Ø 12 - 110 mm ²⁾
Service interval:	40,000 Pressings / 2 years
Press Jaw fixture:	270° rotation
Power supply:	RO BP 18 V / 2.0 Ah Li-ion battery RO BP 18 V / 4.0 Ah Li-ion battery
Operating temperature:	- 10 °C up to 60 °C
Pressings:	Up to 240 times (with 4.0 Ah battery) Up to 105 times (with 2.0 Ah battery)

5

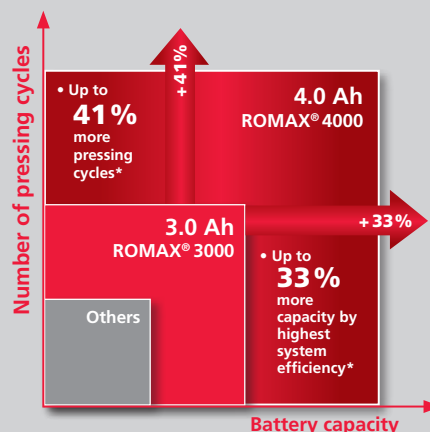
²⁾ system dependent



Enter a new dimension of efficiency!

- Powerful 18 V / 4.0 Ah battery pack
- Up to 41% more pressing cycles*
- Up to 33% more capacity due to enhanced system efficiency*
- All this without a cord-maximum efficiency and on-site freedom for you!

*Tested with SV 18 copper fittings / In comparison with ROMAX® 3000



Pressing Technology

Press Machines Standard

ROMAX® 4000 Set Basic 1 EU

Set Basic 1 EU (No. 1000001840) includes: ROMAX® 4000 Press machine, 1x RO BP 18 V / 4.0 Ah battery (No. 1000001653), RO BC battery charger EU (No. 1000001654), ROCASE case system 6414, without press jaws.



66 % faster charging

In comparison to the ROMAX® 3000



Intelligent battery-management

One battery. Several devices.
Full flexibility!



Charge indicator

To control the status of charge

5

Ergonomic working with the ROMAX® 4000



Productive working due to expanded service interval



RO „Cordless Technology“: One battery for the whole application



Model / Description	Press Jaws Ø mm			No.
ROMAX® 4000 Basic Set 1 EU / in ROCASE case system with RO BP 1 x 4.0 Ah battery and battery charger	-	1	7.0	1000001840
ROMAX® 4000 Basic Set 2 EU / in ROCASE case system with RO BP 1 x 4.0 Ah + 1 x 2.0 Ah battery and battery charger	-	1	8.0	1000001923
ROMAX® 4000 Press Jaw Set SV, 1 x 4.0 Ah, EU	15 - 22 - 28	1	15.0	1000001924
ROMAX® 4000 Press Jaw Set M, 1 x 4.0 Ah, EU	15 - 22 - 28	1	15.0	1000001927
ROMAX® 4000 Press Jaw Set TH, 1x 4.0 Ah, EU	16 - 20 - 26	1	15.0	1000001925
ROMAX® 4000 Press Jaw Set U, 1 x 4.0 Ah, EU	16 - 20 - 25	1	15.0	1000001926
ROMAX® 4000 Basic Set 1 UK in ROCASE case system with RO BP 1 x 4.0 Ah battery and battery charger	-	1	7.0	1000001856
ROMAX® 4000 Press Jaw Set M, 1 x 4.0 Ah, UK	15 - 22 - 28	1	15.0	1000001932

ACCESSORIES

Model	No.
RO BP 18 V / 2.0 Ah Li-Ion battery	1000001652
RO BP 18 V / 4.0 Ah Li-Ion battery	1000001653
RO BC battery charger EU (230 V)	1000001654
RO BC battery charger UK (110 V)	1000001691
ROCASE case system 6414	1000001879

Compact & interchangeable press jaws starting on 111



Pressing Technology

Press Machines Standard

ROMAX® 3000 AC

Electro-hydraulic press machine for mains operation for system dependent pressing of fittings up to Ø 110 mm²⁾ with 32 - 34 kN



Product Profile

APPLICATION AREA

The ROMAX® 3000 AC is fast, light, easy to handle and safe. It is therefore ideally suited for the batch production of fitting joints in field operation.

- Batch production possible due to mains operation (5 m cable length)
- A pressing cycle only lasts approx. 5 seconds
- CFT® guarantees the necessary pressing force
- Extremely low weight, as well the balanced weight distribution
- Highest quality, service interval of 20.000 pressing cycles
- Expanded operating temperature from - 15° C up to 60° C
- The compact, wand-like design allows pressings even in confined spaces

²⁾ system dependent

TECHNICAL DATA

Dimensions:	460 x 120 x 90 mm
Weight:	approx. 3.8 kg (without press jaw)
Piston force/-hub:	32 kN / 40 mm
Nominal size:	Ø 12 - 110 mm ²⁾
Press jaw fixture:	270° rotation
Power supply:	230 V / 50-60 Hz, 110 V on request
Operating temperature:	- 15° C up to 60° C

PRESSING TOOLS

Press jaws:	ROTHENBERGER Standard Press Jaws, compatible with many other manufacturers starting on page 112
Pressing Collars:	ROTHENBERGER Pressing Collars on page 114

5

Safety lock

No unintentional opening because a 180° rotation is necessary

Balanced weight distribution

Ergonomic use



270° rotatable jaw fixture

For easy use in confined spaces

Batch production possible



Slim Design



Set Basic (No. 1000001001) includes: ROMAX® 3000 AC (230 Volt), ROCASE case system 6414, without press jaws.

Model	No.
ROMAX® 3000 AC Set Basic	1000001001

ACCESSORIES



Model	No.
ROCASE case system 6414, empty	1000001877
Press jaws, pressing collars starting on	111

Pressing Technology

Press Machines Standard

ROMAX® AC ECO

Electro-hydraulic press machine for mains operation for system dependent pressing of fittings up to Ø 110 mm²⁾ with 32 - 34 kN



Product Profile
APPLICATION AREA
The ROMAX® AC ECO is light, easy to handle and is suitable for the batch production of fitting joints in field operation.
KEY FEATURES
<ul style="list-style-type: none"> ● Ergonomic thanks to the rubberized handle and balanced weight distribution ● Controlled press cycle ● CFT® ● Safety lock ● Emergency stop switch ● 5 m cable

²⁾ system dependent

TECHNICAL DATA	
Dimensions:	415 x 180 x 80 mm
Weight:	approx. 4.5 kg (without press jaw)
Piston force/-hub:	32 kN / 40 mm
Nominal size:	Ø 12 - 110 mm ²⁾
Press jaw fixture:	270° rotation
Power supply:	230 V / 50-60 Hz, 110 V on request
PRESSING TOOLS	
Press Jaws:	ROTHENBERGER Standard Press Jaws, compatible with many other manufacturers starting on page 112
Pressing Collars:	ROTHENBERGER Pressing collars starting on page 114

270° rotatable jaw fixture

For easy use in confined spaces

Safety lock

No unintentional opening because a 270° rotation is necessary

Compatible jaw fixture

Suitable for many press jaws

Emergency stop switch

Immediate interruption of the feed



5 m cable length

Large operations radius

CFT® (Constant Force Technology)

for constant axial pressing force of 32 kN

Constant axial pressing force over 10,000 press cycles

Balanced weight distribution

Ergonomic use



Fig. ROMAX® AC ECO Set with press jaws

Set Basic (No. 15705) include: ROMAX® AC ECO (230 Volt) ROCASE case system 6414 (No. 100001959), without press Jaws.

Model	Description	Press Jaws Ø mm	📦	⚖️ kg	No.
ROMAX® AC ECO Set Basic I	in plastic carrying case ROCASE 6414	(without press jaws)	1	8.9	15705
ROMAX® AC ECO Set M	Set Basic 1 with press jaws type M (Mapress, et al.)	15 - 22 - 28	1	13.4	15750
ROMAX® AC ECO Set SV	Set Basic 1 with press jaws type SV (Viega, et al.)	15 - 22 - 28	1	13.4	15740
ROMAX® AC ECO Set TH	Set Basic 1 with press jaws type TH (Henco, et al.)	16 - 20 - 26	1	13.4	15730
ROMAX® AC ECO Set U	Set Basic 1 with press jaws type U (UNICOR, et al.)	16 - 20 - 25	1	13.4	15760

ACCESSORIES

Model	No.
ROCASE case system 6414, empty	100001959
Press jaws, pressing collars starting on 111	



¹⁾ Complete terms and conditions at www.rothenberger.com/service. RO SERVICE+ only valid in participating countries.

Pressing Technology

DURA LAZER TEC

DURA LAZR TEC

The unique laser hardening process

Long-lasting. Safe. Precise. Our DURA LAZR TEC Press Jaws set a new industry standard. The unique ROTHENBERGER laser hardening process, which is implemented in our own production, provides maximum stability and wear resistance. And, therefore, more safety and a longer service life!

Depth distribution of hardness was tested by the independent test laboratory of the public material testing institute Darmstadt



Partial Laser-hardening for highly stressed surfaces

- Ideal accuracy of contour for highest precision during the complete live time
- 40 % increase in hardness*

Highest degree of hardness

- ROTHENBERGER Press Jaws are performing with the highest degree of hardness at high stressed areas
- Even in the case of high burr formation during compression, the wear is reduced to a minimum



5



100% extended lifetime of the press jaws among other things due to laser hardening*

Parts which have to be flexible stay ductile

Adjustment of the plate

Durability increased by approx. 45 %*

**+ 40 %
HARDNESS
AT HIGH STRESSED
AREAS***

**+100%
PRESS CYCLES
WITH LASER
HARDENING***

**ROTHENBERGER Press Jaws
before surface treatment**

* in comparison to previous models



Press Jaws Compact

For ROMAX® Compact TT

ROTHENBERGER Press Jaws with proven material and manufacturing quality for system dependent pressing of fittings up to Ø 40 mm (plastic / multi-layer) and/or up to Ø 28 mm (metal).

DURA LAZR TEC

100% more press cycles with laser hardening*

3-bolt synchronised mechanism

- Highest precision when pressing
- Synchronised run of the jaw lever
- Increased stability and durability
- Open the jaw with just 1 finger!

Batch numbering and individual testing

Secures the high quality standard of material and press contour

Product identification, simple to read, clear system and nominal size classification



Precision-manufactured contours

For optimum and reliable pressings

Made of forged, highly resilient special steel

Suitable for all press machines with a constant axial thrust of 19 kN and compatible press jaw fixture

Permanent bolt

- Without potential weak points / no thread
- Considerable reduction of the breakage risk
- Increased safety

Long-term corrosion protection

Optimum for heavy-duty field operation

Optimised inlet contour

- Adapted power flow
- Less wear and tear

Press Jaws overview starting on 115

5

Press Jaws Compact Ø 35 mm

For ROMAX® Compact TT

ROTHENBERGER compact press jaws SV35 and M35 with optimized material and manufacturing quality, suitable for system conforming pressing of metal fittings of Ø 35 mm with the ROMAX Compact TT pressing machine.

DURA LAZR TEC

100% more press cycles with laser hardening*

3-bolt synchronised mechanism

- Highest precision when pressing
- Synchronised run of the jaw lever
- Increased stability and durability
- Open the jaw with just 1 finger!

Product identification, simple to read, clear system and nominal size classification



Precision-manufactured contours

For optimum and reliable pressings

Made of forged, highly resilient special steel

Suitable for all press machines with a constant axial thrust of 19 kN and compatible press jaw fixture

Permanent bolt

- Without potential weak points / no thread
- Considerable reduction of the breakage risk
- Increased safety

Long-term corrosion protection

Optimum for heavy-duty field operation

Optimised inlet contour

- Adapted power flow
- Less wear and tear

Press Jaws overview starting on 115

* in comparison to previous models

Pressing Technology

Press Jaws Compact / Standard

Interchangeable Press Jaws Compact

For ROMAX® Compact TT

ROTHENBERGER Press Jaws with proven material and manufacturing quality, for the attachment from interchangeable press jaws for system dependent pressing of plastic fittings Ø 12 - 32 mm.

Combine various interchangeable inserts with only one press jaw!



Set Interchangeable inserts

3-bolt synchronised mechanism

Synchronised run of the jaw lever enables the jaw to be opened with just one finger

Batch numbering and individual testing

Secures the high quality standard of material and press contour



Guiding ridge

Safe admittance from inter-changeable press jaws

Made of casted, highly resilient special steel

Suitable for all press machines with a constant axial thrust of 19 kN and compatible press jaw fixture

Long-term Corrosion protection

Optimum for heavy-duty field operation

Model	Description Ø mm	No.	Model	Description Ø mm	No.
Interchangeable inserts set RFz*	16 - 20 - 25 - 32 mm	14849	Interchangeable Press Jaws + Set RFz	12 - 16 - 20 mm	15094
Interchangeable inserts set U*	16 - 20 - 25 - 32 mm	14869	Interchangeable Press Jaws + Set CO	12 - 16 - 20 mm	15093
Interchangeable inserts set TH*	16 - 20 - 26 - 32 mm	14895			

*Can only be used with interchangeable pressing jaw No. 014800X!

Press Jaws Standard

For ROMAX® 4000, ROMAX® 3000 AC and ROMAX® AC ECO

ROTHENBERGER Press Jaws with proven material and manufacturing quality, for system conforming pressing of fittings up to Ø 40 mm (plastic / multi-layer) and/or up to Ø 54 mm (metal)

DURA LAZR TEC

100% more press cycles with laser hardening*

3-bolt synchronised mechanism

- Highest precision when pressing
- Synchronised run of the jaw lever
- Increased stability and durability
- Open the jaw with just 1 finger!

Batch numbering and individual testing

Secures the high quality standard of material and press contour

Product identification, simple to read, clear system and nominal size classification



Precision-manufactured contours

For optimum and reliable pressings

Made of forged, highly resilient special steel

Suitable for all press machines with a constant axial thrust of 32-34 kN and compatible press jaw fixture

Permanent bolt

- Without potential weak points / no thread
- Considerable reduction of the breakage risk
- Increased safety

Long-term corrosion protection

Optimum for heavy-duty field operation

Optimised inlet contour

- Adapted power flow
- Less wear and tear



Press Jaws overview starting on 115



3-elemental Standard Press Jaw

For ROMAX® 4000, ROMAX® 3000 AC and ROMAX® AC ECO

ROTHENBERGER 3-elemental Press Jaws with proven material and manufacturing quality, for system dependent pressing of M42/M54 fittings and TH50/TH63 fittings.

DURA LAZR TEC

100% more press cycles with laser hardening*

3-bolt synchronised mechanism

- Highest precision when pressing
- Synchronised run of the jaw lever
- Increased stability and durability
- Open the jaw with just 1 finger!



3-elemental system

Easy handling / assembling
Optimized power distribution

Precision-manufactured contours

For optimum and reliable pressings

Wide jaw mouth for easy assembling of the jaw on the fitting



5

Model	kg	No.	Model	kg	No.
3-elemental standard press jaw, M42	4.8	1000001273	3-elemental standard press jaw, TH50	4.8	1000001810
3-elemental standard press jaw, M54	4.8	1000001274	3-elemental standard press jaw, TH63	4.8	1000001811

Press Jaws Standard Sets

ROTHENBERGER Press Jaws up to Ø 54 mm in the stable ROCASE case system



Effective

Enough space for up to 7 press jaws in the ROCASE 4414 up to Ø 63 mm

Effective

Enough space for up to 4 press jaws in the ROCASE 4414 up to Ø 32 mm

Variable

Enough space for all standard and compact press jaws from Ø 12 up to Ø 63 mm in the ROCASE 4414



ROCASE case system

Stack, click, transport

Model	Press Jaws Ø mm	kg		No.
Press jaw set standard	SV15 - 22 - 28	6.8	1	1000002068
Press jaw set standard	SV15 - 18 - 22 - 28	8.7	1	015060X
Press jaw set standard	SV42 - 54	10.5	1	015080X
Press jaw set standard	M15 - 22 - 28	6.7	1	1000002067
Press jaw set standard	M15 - 18 - 22 - 28	8.6	1	015062X
Press jaw set standard	3-elemental, M42 - 54	12.0	1	1000001502
Press jaw set standard	TH16 - 20 - 26	8.7	1	015063X
Press jaw set standard	U16 - 20 - 25	7.3	1	1000002069
Press jaw set standard	G16 - 20 - 26 - 32	8.8	1	015068X
Press jaw set standard	VP16 - 20 - 25 - 32	9.4	1	015072X
Press jaw set standard	BE16 - 20 - 26	8.7	1	1000002065
ROCASE 4414 with inlay press jaws large		1.5	1	1000001807
ROCASE 4212 with inlay press jaws small		1.6	1	1000001808

ROCASE starting on 339

Pressing Technology

Press Collars

Pressing Collars Standard

For ROMAX® 4000, ROMAX® AC ECO, ROMAX® 3000 AC

Still suitable for press machines with a constant, axial pressing force of 32 - 34 kN and the appropriate compatible press jaw fixture. For the system conforming pressing of fittings from Ø 42 mm up to Ø 54 mm (metal) and/or from Ø 40 mm up to Ø 110 mm (multi-layer).



DURA LAZR TEC

100% more press cycles with laser hardening*

Batch numbering and individual testing

Secures the high quality standard of material and press contour

Long-term corrosion protection

Optimum for heavy-duty field operation

Precision-manufactured contours

For optimum and reliable pressings

Clamping technology

Self-clamping pressing collar

3 Segments

- For an optimum force distribution on the fitting
- Two flexible elements for an optimal material flow on the fitting

Low weight

Comfortable operation even over long periods of work



Fig. Pressing collar SV54

Made of forged, highly resilient special steel

Suitable for all press machines with a constant, axial thrust of 32 - 34 kN and compatible press jaw fixture

3-bolt synchronised mechanism

Synchronised run of the jaw lever enables the jaw to be opened with just one finger



Fig. Intermediate jaw ZBS1

Opening of the pressing collar up to 180° allows assembling even in confined spaces



Closing the pressing collar



Gripping the pressing collar with intermediate jaws



Pressing collar sets include: Pressing collars according to the table, intermediate jaw ZBS1 (No.1000001126), ROCASE case system 4212 (No.1000001960)











Model	Description	No.
Pressing collars Set SV in ROCASE case system	Intermediate Jaw ZBS1 / SV42 - 54	1000001501
Pressing collars Set M in ROCASE case system ¹⁾	Intermediate Jaw ZBS1 / M42 - 54	1000000110
Pressing collars Set TH in ROCASE case system ¹⁾	Intermediate Jaw ZBS1 / TH40 - 50	1000000116

Press Collars overview starting on 115

¹⁾on request!

Pressing Technology

Overview Press Jaws











System	Nominal size	 Press Jaws Compact	 Interchangeable Insert Compact Use only in combination with interchangeable jaws No. 014800X	 Press Jaws Standard	 Pressing Collars Standard Only to be used with intermediate jaw: ZBS1 (No. 1000001126) for SV, M, TH, U Ø 40, 42, 50, 63 mm, ZBS2 (No. 100000123) for U Ø 75, 90, 110 mm
A	Metal / NE-Metal				
	A1/2"	—	—	015222X	
	A3/4"	—	—	015223X	
	A1"	—	—	015224X	
	A1 1/4"	—	—	015225X	
	A1 1/2"	—	—	015226X	
	A2"	—	—	015227X	
M	M12	015151X	—	015101X	
	M15	015152X	—	015102X	
	M18	015153X	—	015103X	
	M22	015154X	—	015104X	
	M28	015155X	—	015105X	
	M35	1000002267	—	015106X	
	M42	—	—	1000001273	1000000108*
	M54	—	—	1000001274	1000000109*
	V / SV	V/SV12	015261X	—	015211X
	V/SV14	015269X	—	015219X	
	V/SV15	015262X	—	015212X	
	V/SV16	015260X	—	015220X	
	V/SV18	015263X	—	015213X	
	V/SV22	015264X	—	015214X	
	V/SV28	015265X	—	015215X	
	V/SV35	1000002266	—	015216X	
	V/SV42	—	—	015217X	1000001393
	V/SV54	—	—	015218X	1000001394
	R(H)	PEX / Multi-layer			
	R12	—	14863	015339X	
	R14	015370X	14864	015330X	
	R16	015371X	14865	015331X	
	R17	015378X	14866	015333X	
	R18	015379X	14867	015334X	
	R20	015374X	14868	015335X	
	R25	015380X	14707	015338X	
	R26	015376X	14708	015336X	
	R32	015377X	14709	015337X	
	RFz	RFz12	—	14822	1000000173
	RFz16	015180X	14823	015161X	
	RFz18	—	1000000124	—	
	RFz20	015181X	14824	015162X	
	RFz25	015182X	14825	015163X	
	RFz26	—	1000000125	—	
	RFz32	015183X	14826	015164X	
TH	TH14	015395X	14842	015321X	
	TH16	015385X	14843	015322X	
	TH18	015398X	14844	015323X	
	TH20	015389X	14845	015324X	
	TH25	015399X	14846	015325X	
	TH26	015391X	14847	015326X	
	TH32	015393X	14848	015327X	
	TH40	015401X	—	015328X	1000000111*
	TH50	—	—	1000001810	1000000112*
	TH63	—	—	1000001811	1000000113*
	THG	THG32	1000000236	—	1000000235
THT	THT32	015393H	—	015329X	

For more information visit www.rothenberger.com

*on request!

Pressing Technology

Overview Press Jaws / Pressnavigator

System	Nominal size	 Press Jaws Compact	 Interchangeable Insert Compact Use only in combination with interchangeable jaws No. 014800X	 Press Jaws Standard	 Pressing Collars Standard Only to be used with intermediate jaw: ZB51 (No. 1000001126) for SV, M, TH, U Ø 40, 42, 50, 63 mm, ZB52 (No. 1000001123) for U Ø 75, 90, 110 mm
U			PEX / Multi-layer		
	U14	015351X	14832	015311X	
	U16	015352X	14833	015312X	
	U18	015353X	14834	015313X	
	U20	015354X	14835	015314X	
	U25	015355X	14836	015315X	
	U32	015357X	14838	015317X	
	U40	015358X	—	015318X	1000000117*
	U50	—	—	—	1000000118*
	U63	—	—	—	1000000119*
	U75	—	—	—	1000000120*
	U90	—	—	—	1000000121*
U110	—	—	—	1000000122*	
RC	RC26	015277X	14837	015271X	
VP 	VP14	015530X	14882	015230X	
	VP16	015531X	14883	015231X	
	VP20	015532X	14884	015232X	
	VP25	015533X	14885	015233X	
	VP32	015534X	14886	015234X	
BE 	BE16	015291X	—	015392X	
	BE20	015292X	—	015394X	
	BE26	015293X	—	015396X	
	BE32	015294X	—	015397X	
CO 	CO12	—	14852	—	
	CO16	—	14853	—	
	CO20	—	14854	—	
	CO25	—	14855	—	
G 	G16	015362X	—	015302X	
	G20	015364X	—	015304X	
	G26	015366X	—	015306X	
	G32	015367X	—	015307X	
	G40	015368X	—	015308X	
HA 	HA16	015580X	—	015280X	
	HA20	015581X	—	015281X	
	HA26	015582X	—	015282X	
	HA32	015583X	—	015283X	
	HA40	—	—	015284X	

For more information visit www.rothenberger.com

*on request!

Pressnavigator App

Pressnavigator for easy verification of the compatibility of press tool and fitting system.

Which press tool is suitable for which fitting system? The ROTHENBERGER Pressnavigator offers convenient assistance: with just a few clicks, the compatibility between our press tools and the established fitting system can be checked. The app is available in German or English.













App for smartphone & tablet
FOR EASY VERIFICATION OF THE
COMPATABILITY OF PRESS TOOLS
AVAILABLE FOR iOS & Android!



iTunes

Google Play













	Nominal size	Press Jaws Compact No.	Press Jaws Standard	Interchangeable insert compact No. Use only in combination with interchangeable jaws No. 014600X	Anpro EN Series Stainless Steel, Carbon Steel	APE Raccordi a pressare	Bampi BALPEX (Serie MP)	Bampi BALPEX Gas	Blansol Sistema EasyPress	Blansol Sistema Multiplex	Bonomi Group Turbo Press, Turbo Press Gas	Broen Ballofix Pres	Chibro Adduzione / Gas, Como Galvanized	Chibro Cumipress, Riscaldamento	CIMBERIO SpA Cimpres	CO.E.S. Coesklima	COMAP, Skin Press	Comisa Multi layer pipe	Conex B-Press Gas, Solar	Conex B-Press, INOX	DALPEX LaserMulti Dalpex	Emmeti Gerpex	EMPUR PEXPRESS	Eurotherm, MULTIST-RATO, Euro 2000	
	M	M12	015151X	015101X																					
	M15	015152X	015102X																						
	M18	015153X	015103X																						
	M22	015154X	015104X																						
	M28	015155X	015105X																						
	M35		015106X																						
	M42		1000001273																						
M54		1000001274																							
	V / SV	V12	015261X	015211X																					
	SV14	015269X	015219X																						
	SV15	015262X	015212X																						
	SV16	015260X	015220X																						
	SV18	015263X	015213X																						
	SV22	015264X	015214X																						
	SV28	015265X	015215X																						
	SV35		015216X																						
	SV42		015217X																						
	SV54		015218X																						
	G	G16	015362X	015302X																					
	G20	015364X	015304X																						
	G26	015366X	015306X																						
	G32	015367X	015307X																						
	G40	015368X	015308X																						
	HA	HA16	015580X	015280X																					
	HA20	015581X	015281X																						
	HA26	015582X	015282X																						
	HA32	015583X	015283X																						
	HA40		015284X																						
	R (H)	R12		015339X	14863																				
	R14	015370X	015330X	14864																					
	R16	015371X	015331X	14865																					
	R17	015378X	015333X	14866																					
	R18	015379X	015334X	14867																					
	R20	015374X	015335X	14868																					
	R25	015380X	015338X	14707																					
	R26	015376X	015336X	14708																					
	R32	015377X	015337X	14709																					
	RFz	RFz12		1000000173	14822																				
	RFz16	015180X	015161X	14823																					
	RFz20	015181X	015162X	14824																					
	RFz25	015182X	015163X	14825																					
	RFz32	015183X	015164X	14826																					
	TH	TH14	015395X	015321X	14842																				
	TH16	015385X	015322X	14843																					
	TH18	015398X	015323X	14844																					
	TH20	015389X	015324X	14845																					
	TH25	015399X	015325X	14846																					
	TH26	015391X	015326X	14847																					
	TH32	015393X	015327X	14848																					
	TH40	015401X	015328X																						
THG	THG32	1000000236	1000000235																						
THT	THT32	015393H	015329X																						
	U	U14	015351X	015311X	14832																				
	U16	015352X	015312X	14833																					
	U18	015353X	015313X	14834																					
	U20	015354X	015314X	14835																					
	U25	015355X	015315X	14836																					
	U32	015357X	015317X	14838																					
	U40	015358X	015318X																						
RC	RC26	015277X	015271X	14837																					
	VP	VP14	015530X	015230X	14882																				
	VP16	015531X	015231X	14883																					
	VP20	015532X	015232X	14884																					
	VP25	015533X	015233X	14885																					
	VP32	015534X	015234X	14886																					

The following release tables correspond to the conditions at the time of the editorial deadline. As releases for further systems are continuously emerging, the Pressnavigator (page 116) provides the unique opportunity to find current releases. ROTHENBERGER offers press jaws for a variety of press fitting / pipe systems on the market today. The press contour of each particular system allows reliable pressing to approved standards.











Pressing Technology

Overview system approvals

5

	Nominal size	Press Jaws Compact No.	Press Jaws Pressliner and ROMAX® 3000 No.	Interchangeable Insert Compact Use only in combination with interchangeable jaws No. 014800X	Eurotubi Pressfitting System	F.B.Q. BARONIO, BQ pres	Frabo Frabopress C Steel, 316	Frabo MULTI-BRASS	FRÄNKISCHE, ALPEX F50	Gabo, Gabopress H+5	GAROS	Geberit Mapress Gas	Geberit Mapress Stainless	Geberit Mapress Copper Carbon steel,	Geberit Mepla	Giacomini Giacomflex, Goaco Therm	HAKA, Fimisol, HAKAPRES, HAKA, GERODUR	Harden 2000, Polypex 2000	Henco PVDF	Herz pipefix	HIDROTEC KLIMATEC	Hitec Sistema, Multitrato	IBP > B-Press Rotguss, Inox
	M	M12	015151X	015101X								●	●	●									
	M15	015152X	015102X		●							●	●	●									
	M18	015153X	015103X		●							●	●	●									
	M22	015154X	015104X		●							●	●	●									
	M28	015155X	015105X		●							●	●	●									
	M35		015106X		●							●	●	●									
	M42		1000001273										●	●	●								
M54		1000001274										●	●	●									
	V / SV	V12	015261X	015211X			●																
	SV14	015269X	015219X			●	●																
	SV15	015262X	015212X			●	●																
	SV16	015260X	015220X			●	●																
	SV18	015263X	015213X			●	●																
	SV22	015264X	015214X			●	●																
	SV28	015265X	015215X			●	●																
	SV35		015216X			●	●																
	SV42		015217X			●	●																
SV54		015218X			●	●																	
	G	G16	015362X	015302X											●								
	G20	015364X	015304X												●								
	G26	015366X	015306X												●								
	G32	015367X	015307X												●								
	G40	015368X	015308X												●								
	HA	HA16	015580X	015280X																			
	HA20	015581X	015281X																				
	HA26	015582X	015282X																				
	HA32	015583X	015283X																				
	HA40		015284X																				
	R (H)	R12		015339X	14863																		
	R14	015370X	015330X	14864													●						
	R16	015371X	015331X	14865													●						
	R17	015378X	015333X	14866					●								●						
	R18	015379X	015334X	14867													●						
	R20	015374X	015335X	14868					●								●						
	R25	015380X	015338X	14707																			
	R26	015376X	015336X	14708					●								●						
	R32	015377X	015337X	14709					●								●						
	RFz	RFz12		100000173	14822																		
	RFz16	015180X	015161X	14823																			
	RFz20	015181X	015162X	14824																			
	RFz25	015182X	015163X	14825																			
	RFz32	015183X	015164X	14826																			
	TH	TH14	015395X	015321X	14842			●		●	●					●		●	●	●		●	
	TH16	015385X	015322X	14843					●	●	●					●		●	●	●		●	
	TH18	015398X	015323X	14844						●	●					●		●	●	●		●	
	TH20	015389X	015324X	14845					●	●	●					●		●	●	●		●	
	TH25	015399X	015325X	14846						●	●					●		●	●	●		●	
	TH26	015391X	015326X	14847					●	●	●					●		●	●	●		●	
	TH32	015393X	015327X	14848					●	●	●					●		●	●	●		●	
	TH40	015401X	015328X							●	●					●		●	●	●		●	
THG32	100000236	100000235													●								
THT32	015393H	015329X																●					
	U	U14	015351X	015311X	14832																		
	U16	015352X	015312X	14833				●	●													●	
	U18	015353X	015313X	14834				●	●													●	
	U20	015354X	015314X	14835				●	●													●	
	U25	015355X	015315X	14836				●	●													●	
	U32	015357X	015317X	14838				●	●													●	
	U40	015358X	015318X																			●	
RC	RC26	015277X	015271X	14837				●															
	VP	VP14	015530X	015230X	14882																		
	VP16	015531X	015231X	14883					●														
	VP20	015532X	015232X	14884					●														
	VP25	015533X	015233X	14885					●														
	VP32	015534X	015234X	14886					●														











The following release tables correspond to the conditions at the time of the editorial deadline. As releases for further systems are continuously emerging, the Pressnavigator (page 116) provides the unique opportunity to find current releases. ROTHENBERGER offers press jaws for a variety of press fitting / pipe systems on the market today. The press contour of each particular system allows reliable pressing to approved standards.

	Nominal size	Press Jaws Compact No.	Press Jaws Pressliner and ROMAX® 3000 No.	Interchangeable Insert Compact <small>Use only in combination with interchangeable jaws No. 014800X</small>	IBP>B<PRESS, >B<PRESS GAS	IPA, IPANA-PRES	IPALPEX	IVAR MP / PMP	Jaraflex-presssystem	Jupiter, Heizsysteme	KE KELIT KELOX	KOHLER, InoxPress	LAVAGRUND, LAVAPRESS	Majr Heiztechnik, Gomatix	Mark KG, polymark	MEGARO HAKAPRESS	MULTITHERM PRESS-SYSTEM	Multitubo Giacomini	NEUTHERM, MEKUPRESS	Nupi MultiNupi	Nussbaum Cupress, Optipress	Nussbaum CupressG	Nussbaum, Optiflex Plus	Oventrop, Cofit
	M	M12	015151X	015101X																				
	M15	015152X	015102X																					
	M18	015153X	015103X																					
	M22	015154X	015104X																					
	M28	015155X	015105X																					
	M35		015106X																					
	M42		1000001273																					
M54		1000001274																						
	V / SV	V12	015261X	015211X																				
	SV14	015269X	015219X																					
	SV15	015262X	015212X																					
	SV16	015260X	015220X																					
	SV18	015263X	015213X																					
	SV22	015264X	015214X																					
	SV28	015265X	015215X																					
	SV35		015216X																					
	SV42		015217X																					
	SV54		015218X																					
	G	G16	015362X	015302X																				
	G20	015364X	015304X																					
	G26	015366X	015306X																					
	G32	015367X	015307X																					
	G40	015368X	015308X																					
	HA	HA16	015580X	015280X																				
	HA20	015581X	015281X																					
	HA26	015582X	015282X																					
	HA32	015583X	015283X																					
	HA40		015284X																					
	R (H)	R12		015339X	14863																			
	R14	015370X	015330X	14864																				
	R16	015371X	015331X	14865																				
	R17	015378X	015333X	14866																				
	R18	015379X	015334X	14867																				
	R20	015374X	015335X	14868																				
	R25	015380X	015338X	14707																				
	R26	015376X	015336X	14708																				
	R32	015377X	015337X	14709																				
	RFz	RFz12		1000000173	14822																			
	RFz16	015180X	015161X	14823																				
	RFz20	015181X	015162X	14824																				
	RFz25	015182X	015163X	14825																				
	RFz32	015183X	015164X	14826																				
	TH	TH14	015395X	015321X	14842																			
	TH16	015385X	015322X	14843																				
	TH18	015398X	015323X	14844																				
	TH20	015389X	015324X	14845																				
	TH25	015399X	015325X	14846																				
	TH26	015391X	015326X	14847																				
	TH32	015393X	015327X	14848																				
	TH40	015401X	015328X																					
THG	THG32	1000000236	1000000235																					
THT	THT32	015393H	015329X																					
	U	U14	015351X	015311X	14832																			
	U16	015352X	015312X	14833																				
	U18	015353X	015313X	14834																				
	U20	015354X	015314X	14835																				
	U25	015355X	015315X	14836																				
	U32	015357X	015317X	14838																				
	U40	015358X	015318X																					
RC	RC26	015277X	015271X	14837																				
	VP	VP14	015530X	015230X	14882																			
	VP16	015531X	015231X	14883																				
	VP20	015532X	015232X	14884																				
	VP25	015533X	015233X	14885																				
	VP32	015534X	015234X	14886																				



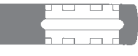







The following release tables correspond to the conditions at the time of the editorial deadline. As releases for further systems are continuously emerging, the Pressnavigator (page 116) provides the unique opportunity to find current releases. ROTHENBERGER offers press jaws for a variety of press fitting / pipe systems on the market today. The press contour of each particular system allows reliable pressing to approved standards.

Pressing Technology

Overview system approvals

		Nominal size	Press Jaws Compact No.	Press Jaws Pressliner and ROMAX® 3000 No.	Interchangeable Insert Compact Use only in combination with interchangeable jaws No. 014800X	PIPELIFE RADOPRESS	POLYSAN Press-System	Prandelli, MULTYRAMA	Raccorderie Metalliche Inoxpress, Steelpress	Raccorderie Metalliche, Aespress	Raccorderie Metalliche Inoxpress Gas	RIQUIERA A SERTIR	ROTH SISTEMA ROTHAPRESS	Roth-Roth Rohrinstallationsysteme	Sanha 3fit-PRESS SYSTEM 14 mm - 63 mm	SANHA NitroSan Serie 9000, 17000 Gas, 18000, 19000	SANHA Press Serie 10000, 11000 Gas, 12000, 13000	SANHA PURAPRESS Serie 8000	SANHA-NitroSan-Presssystem Chronimo	Simplex SiRoCon Cu / E	Simplex SiRoCon PPSU H	Simplex SiRoCon PPSU TH	SST-Rolltec Delphi-Press, STS Systemtechnik	THERMOVAL THERMOSMART	Tiemme, Cobrapress	
M		M12	015151X	015101X																						
		M15	015152X	015102X																						
		M18	015153X	015103X																						
		M22	015154X	015104X																						
		M28	015155X	015105X																						
		M35		015106X																						
		M42		1000001273																						
		M54		1000001274																						
V / SV		V12	015261X	015211X																						
		SV14	015269X	015219X																						
		SV15	015262X	015212X																						
		SV16	015260X	015220X																						
		SV18	015263X	015213X																						
		SV22	015264X	015214X																						
		SV28	015265X	015215X																						
		SV35		015216X																						
		SV42		015217X																						
		SV54		015218X																						
G		G16	015362X	015302X																						
		G20	015364X	015304X																						
		G26	015366X	015306X																						
		G32	015367X	015307X																						
		G40	015368X	015308X																						
HA		HA16	015580X	015280X																						
		HA20	015581X	015281X																						
		HA26	015582X	015282X																						
		HA32	015583X	015283X																						
		HA40		015284X																						
R (H)		R12		015339X	14863																					
		R14	015370X	015330X	14864																					
		R16	015371X	015331X	14865																					
		R17	015378X	015333X	14866																					
		R18	015379X	015334X	14867																					
		R20	015374X	015335X	14868																					
		R25	015380X	015338X	14707																					
		R26	015376X	015336X	14708																					
		R32	015377X	015337X	14709																					
RFz		RFz12		1000000173	14822																					
		RFz16	015180X	015161X	14823																					
		RFz20	015181X	015162X	14824																					
		RFz25	015182X	015163X	14825																					
		RFz32	015183X	015164X	14826																					
TH		TH14	015395X	015321X	14842																					
		TH16	015385X	015322X	14843																					
		TH18	015398X	015323X	14844																					
		TH20	015389X	015324X	14845																					
		TH25	015399X	015325X	14846																					
		TH26	015391X	015326X	14847																					
		TH32	015393X	015327X	14848																					
		TH40	015401X	015328X																						
THG	THG32	1000000236	1000000235																							
THT	THT32	015393H	015329X																							
U		U14	015351X	015311X	14832																					
		U16	015352X	015312X	14833																					
		U18	015353X	015313X	14834																					
		U20	015354X	015314X	14835																					
		U25	015355X	015315X	14836																					
		U32	015357X	015317X	14838																					
		U40	015358X	015318X																						
		RC	RC26	015277X	015271X	14837																				
VP		VP14	015530X	015230X	14882																					
		VP16	015531X	015231X	14883																					
		VP20	015532X	015232X	14884																					
		VP25	015533X	015233X	14885																					
		VP32	015534X	015234X	14886																					

The following release tables correspond to the conditions at the time of the editorial deadline. As releases for further systems are continuously emerging, the Pressnavigator (page 116) provides the unique opportunity to find current releases. ROTHENBERGER offers press jaws for a variety of press fitting / pipe systems on the market today. The press contour of each particular system allows reliable pressing to approved standards.

	Nominal size	Press Jaws Compact No.	Press Jaws Pressliner and ROMAX® 3000 No.	Interchangeable Insert Compact Use only in combination with interchangeable jaws No. 014800X	TIEMME, SERIE PA / PG	Tradesa Serie 700	Ulrich VARIOFLEX HAKA-PRESS,	UPONOR UNIPIPE, UNI-CORE, Airpipe	Valsir PEXAL	Vescol, Metallplast	VIEGA PROFIPRESS G	Viiega Profipress Sanpress, Sanpress INOX PLUS	Viiega sanfix FOSTA, P, PLUS	Viessmann	VSH X-Press Carbon Stainless, Copper	VSH SudoPress Carbon Stainless, Copper	VSH Skin Press	VSH Skin Press PPSU, Skin Press Gas	Watts MTR Art press	Wavin Aquatecnic Tigris	Wavin FUTURE 1/2, TIGRIS Alupec / Blue	WEFA PLASTIC, WEFA PRESS	Winkler	WKS-Press
	M	M12	015151X	015101X	●										●									
	M15	015152X	015102X	●											●									
	M18	015153X	015103X	●											●									
	M22	015154X	015104X	●											●									
	M28	015155X	015105X	●											●									
	M35		015106X	●											●									
	M42		1000001273												●									
M54		1000001274												●										
	V / SV	V12	015261X	015211X							●	●			●									
	SV14	015269X	015219X								●	●												
	SV15	015262X	015212X								●	●												
	SV16	015260X	015220X								●	●												
	SV18	015263X	015213X								●	●												
	SV22	015264X	015214X								●	●												
	SV28	015265X	015215X								●	●												
	SV35		015216X								●	●												
	SV42		015217X								●	●												
	SV54		015218X								●	●												
	G	G16	015362X	015302X																				
	G20	015364X	015304X																					
	G26	015366X	015306X																					
	G32	015367X	015307X																					
	G40	015368X	015308X																					
	HA	HA16	015580X	015280X											●									
	HA20	015581X	015281X												●			●						
	HA26	015582X	015282X												●			●						
	HA32	015583X	015283X												●			●						
	HA40		015284X												●			●						
	R (H)	R12		015339X	14863																			
	R14	015370X	015330X	14864			●		●															
	R16	015371X	015331X	14865			●		●															
	R17	015378X	015333X	14866			●		●															
	R18	015379X	015334X	14867			●		●															
	R20	015374X	015335X	14868			●		●															
	R25	015380X	015338X	14707																				
	R26	015376X	015336X	14708			●		●															
	R32	015377X	015337X	14709			●		●															
	RFz	RFz12		1000000173	14822																			
	RFz16	015180X	015161X	14823																				
	RFz20	015181X	015162X	14824																				
	RFz25	015182X	015163X	14825																				
	RFz32	015183X	015164X	14826																				
	TH	TH14	015395X	015321X	14842										●								●	●
	TH16	015385X	015322X	14843			●								●			●	●	●			●	●
	TH18	015398X	015323X	14844			●											●	●	●			●	●
	TH20	015389X	015324X	14845			●								●			●	●	●			●	●
	TH25	015399X	015325X	14846			●																	
	TH26	015391X	015326X	14847											●			●	●	●			●	●
	TH32	015393X	015327X	14848			●								●			●	●	●			●	●
	TH40	015401X	015328X												●			●	●	●			●	●
THG	THG32	1000000236	1000000235																					
THT	THT32	015393H	015329X															●						
	U	U14	015351X	015311X	14832																			
	U16	015352X	015312X	14833																				
	U18	015353X	015313X	14834																				
	U20	015354X	015314X	14835																				
	U25	015355X	015315X	14836																				
	U32	015357X	015317X	14838																				
	U40	015358X	015318X																					
RC	RC26	015277X	015271X	14837																				
	VP	VP14	015530X	015230X	14882										●									
	VP16	015531X	015231X	14883											●									
	VP20	015532X	015232X	14884											●									
	VP25	015533X	015233X	14885											●									
	VP32	015534X	015234X	14886											●									

The following release tables correspond to the conditions at the time of the editorial deadline. As releases for further systems are continuously emerging, the Pressnavigator (page 116) provides the unique opportunity to find current releases. ROTHENBERGER offers press jaws for a variety of press fitting / pipe systems on the market today. The press contour of each particular system allows reliable pressing to approved standards.



Threading

System Overview Threading	124 - 125
Threading manual	126 - 129
Threading electric	130 - 140
Accessories Threading	141
Roll Grooving	142 - 143

Threading

System Overview





Threader manual

	SUPER CUT Sets 1/2 - 1.1/4"	SUPER CUT Sets 3/8 - 1.1/4"	SUPER CUT Sets 3/8 - 2"	SANI KIT 1/2 - 1"
Operation mode:	Handed / manual	Handed / manual	Handed / manual	Handed / manual
Working range:	1/2 - 1.1/4"	3/8 - 1.1/4"	3/8 - 2"	1/4 - 1.1/4"
Handle:	1 piece	2 pieces	3 pieces	2 pieces
Thread type:	BSPT - NPT	BSPT - NPT	BSPT - NPT	BSPT - NPT
Number of die heads:	4 pcs.	up to 5 pcs.	up to 7 pcs.	3 pcs.
Number of threading dies:	–	–	–	–
Power:	–	–	–	–
Weight:	5.1 kg	6.2 kg	11.4 kg	8.2 kg
Page	126, 127	126, 127	126, 127	128, 129

Threader electric

	SUPERTRONIC® 1250	SUPERTRONIC® 2000
Operation mode:	Handed / electric	Handed / electric
Working range:	1/4 - 1.1/4"	1/4 - 2"
Thread type:	BSPT - NPT	BSPT - NPT
Number of die heads:	4 pcs.	6 pcs.
Number of threading dies:	–	–
Power:	800 W	1,010 W
Weight:	12.8 kg	14.5 kg
Page	130, 131	132, 133

Threader stationary

	ROPOWER® 50 R	SUPERTRONIC® 2 SE	SUPERTRONIC® 3 SE	SUPERTRONIC® 4 SE
				
Operation mode:	stationary	stationary	stationary	stationary
Working range:	1/2 - 2"	1/2 - 2"	1/2 - 3"	1/2 - 4"
Thread type:	BSPT, NPT, BSPP, BSW, Metric	BSPT, NPT, BSPP, BSW, Metric	BSPT, NPT, BSPP, BSW, Metric	BSPT, NPT, BSPP, BSW, Metric
Number of die heads:	1 piece	1 piece	2 pieces	2 pieces
Number of threading dies:	2 pieces	2 pieces	3 pieces	3 pieces
Power:	1,150 W	1,150 W	1,700 W	1,750 W
Weight:	88.5 kg	68.5 kg	100 kg	120 kg
Page	136, 137	138, 139	138, 139	138, 139

6

Roll Grooving machines

	Hand Roll Groover 1-12"	ROGROOVER 1-6"	ROGROOVER 1-12"
			
Operation mode:	handed-manual / handed-electric	handed-electric / stationary	stationary
Working range:	1 - 12"	1 - 6"	1 - 12"
Drive unit:	SUPERTRONIC® 1250 / 2000	SUPERTRONIC® 2000 / 2 - 4SE	Motor
Wall thickness:	up to 10 mm	up to 10 mm	up to 10 mm
Pressure rollers included:	1 piece	1 piece	3 pieces
Power:	800 W / 1,010 W	1,010 W / max. 1,750 W	1,500 W
Transportation frame:	–	– / –	optional
Weight:	12.0 kg / max. 18.2 kg	14.5 kg / max. 134.5 kg	175.0 kg
Page	142	142	143

Threading

Threading manual

SUPER CUT

Ratchet threader Ø 1/4 - 2"

For production of precise and reliable thread connections according to EN 10226 on threaded pipe according to EN 10255 M / H



Product Profile

APPLICATION AREA

For threading of
BSPT right: Ø 1/4 - 2"

KEY FEATURES

- Slim, compact design with excellent overall size, ratchet angle of 22.5°
- Easy operation in hard-to reach places with the offset lever
- Convenient, lockable reversal of the ratchet direction
- Extremely long service life
- Simple insertion and removal of die heads
- Secure hold with retainer locking
- Perfect centering through the long pipe guide is ensured
- Optimised cutting geometry allows a gentle first cut and excellent chip discharge

Power optimisation with the offset hand lever!

Quick Change Die Heads

Secure hold
Positive octagonal universal drive with retainer locking

Fits all ROTHENBERGER Manual and Power Threaders

Simple insertion and removal of the die heads

6

Long lever
Optimum force transfer

Offset lever
Easy operation in hard-to-reach places

Quick adjustment
Convenient, lockable reversal of the ratchet direction

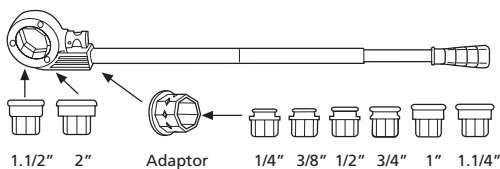

Precision Dies
Made of high quality tempered steel
Extremely long service life

SUPER CUT when working at the building site



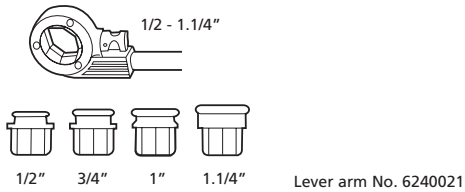
Monoblock - adaptor (No. 600011500)

With ratchet handle 1/4" - 2" the attachment of the 1/4" - 1.1/4" die head results with the use of the adaptor (No. 600011500)



SUPER CUT – Sets Ø 1/2 - 1.1/4"

With ratchet handle (small octagonal drive, No. 070840X), die heads in plastic carrying case (No. 70780)



Model	Description	kg	No.
BSPT R	1/2" - 3/4" - 1"	4.2	070780X
BSPT R	1/2" - 3/4" - 1" - 1.1/4"	5.1	070781X

SUPER CUT – Sets Ø 3/8 - 1.1/4"

With ratchet handle (small octagonal drive, No. 070840X), and die heads in plastic carrying case

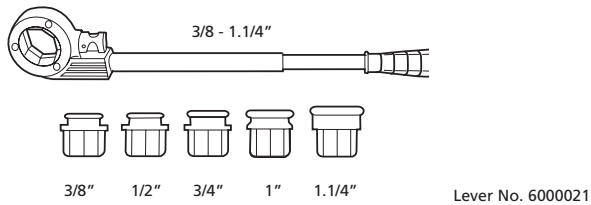


Fig. Similar

Model	Description	kg	No.
BSPT R	3/8" - 1/2" - 3/4" - 1" - 1.1/4"	6.2	070790X

SUPER CUT – Sets Ø 3/8 - 2"

With ratchet handle (large octagonal drive, No. 71272), die head adaptor (No. 71273), die heads in plastic carrying case (No. 070928X)

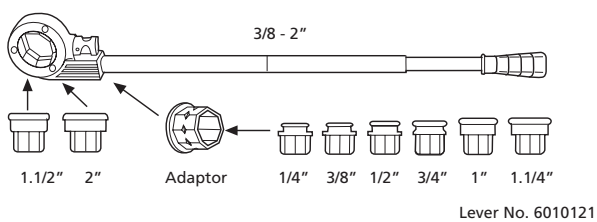


Fig. Similar

Model	Description	kg	No.
BSPT R	3/8" - 1/2" - 3/4" - 1" - 1.1/4" - 1.1/2" - 2"	11.4	070891X
BSPT R	1/2" - 3/4" - 1" - 1.1/4" - 1.1/2" - 2"	10.8	070892X

ACCESSORIES

Description	No.
Die heads 1/4 - 2"	134
Dies 1/4 - 2"	134
Cutting fluid	135
Pipe roughing wrench	141



Threading

Threading manual

SANI KIT

Tool set in sturdy plastic carrying case

Ideal for repair and installation jobs requiring complete steel pipe processing



Professional!

Product Profile

APPLICATION AREA

Cutting:	up to Ø 1.1/4"
Thread cutting:	up to Ø 1"
Assembly, screwing, loosening, sealing of thread connections:	up to Ø 1.1/4"

KEY FEATURES

- Light and easy to use, always within reach
- Secure guiding of the cutter wheel on the pipe
- Reliable grip with the s-shaped jaw
- Firm grip even with heavy-duty use
- Long service life
- Precise thread cutting to approved standards
- Perfect alignment

Steel Pipe Cutter Super 1.1/4"

Wide rollers

Secure guiding of the cutter wheel on the pipe

Corner Pipe Wrench Super S

Slim, s-shaped jaw

Firm grip



SUPER CUT Ratchet Threader

With SUPER CUT ratchet handle 1.1/4"

Perfect alignment

Small outer octagon, BSPT R 1/2 - 3/4 - 1"

Precise thread cutting to approved standards

Water Pump Pliers Type SP

With heavy duty box joint, chrome vanadium steel, drop-forged, tempered

Long service life

Polished head and joint

Firm grip even with heavy-duty use

6



SANI KIT

Tool carrying case

Ideal for repair and installation jobs requiring complete steel pipe processing

The ideal installation set!

SANI KIT when working at the building site with RONOL®



10-part set (No. 70600) includes: SUPER CUT ratchet threader 1.1/4" (No. 070840X), quick-change die heads BSPT R 1/2" (No. 070823X) - 3/4" (No. 070824X) - 1" (No. 070825X), steel pipe cutter SUPER 1.1/4" (No. 70040), water pump pliers type SP 10" (No. 70528), corner pipe wrench 1" (No. 070122X) as well as teflon tape (No. 855360), in plastic carrying case



Model	kg	No.
SANI KIT Tool set	8.2	70600

SUPER CUT Ratchet Arm

With offset adaptor



Direct seating for die heads	via adaptor for die heads	Handle	kg	No.
1/4" - 1.1/4"	-	2-pieces	1.7	070840X
1.1/2" - 2" (no fig.)	1/4" - 1.1/4"	3-pieces	2.5	71272



ACCESSORIES

Description	
Die heads 1/4 - 2"	134
Dies 1/4 - 2"	134
Cutting fluid	135
Pipe roughing wrench	141



Threading

Threading electric

SUPERTRONIC® 1250

Power threader Ø 1/4 - 1.1/4"

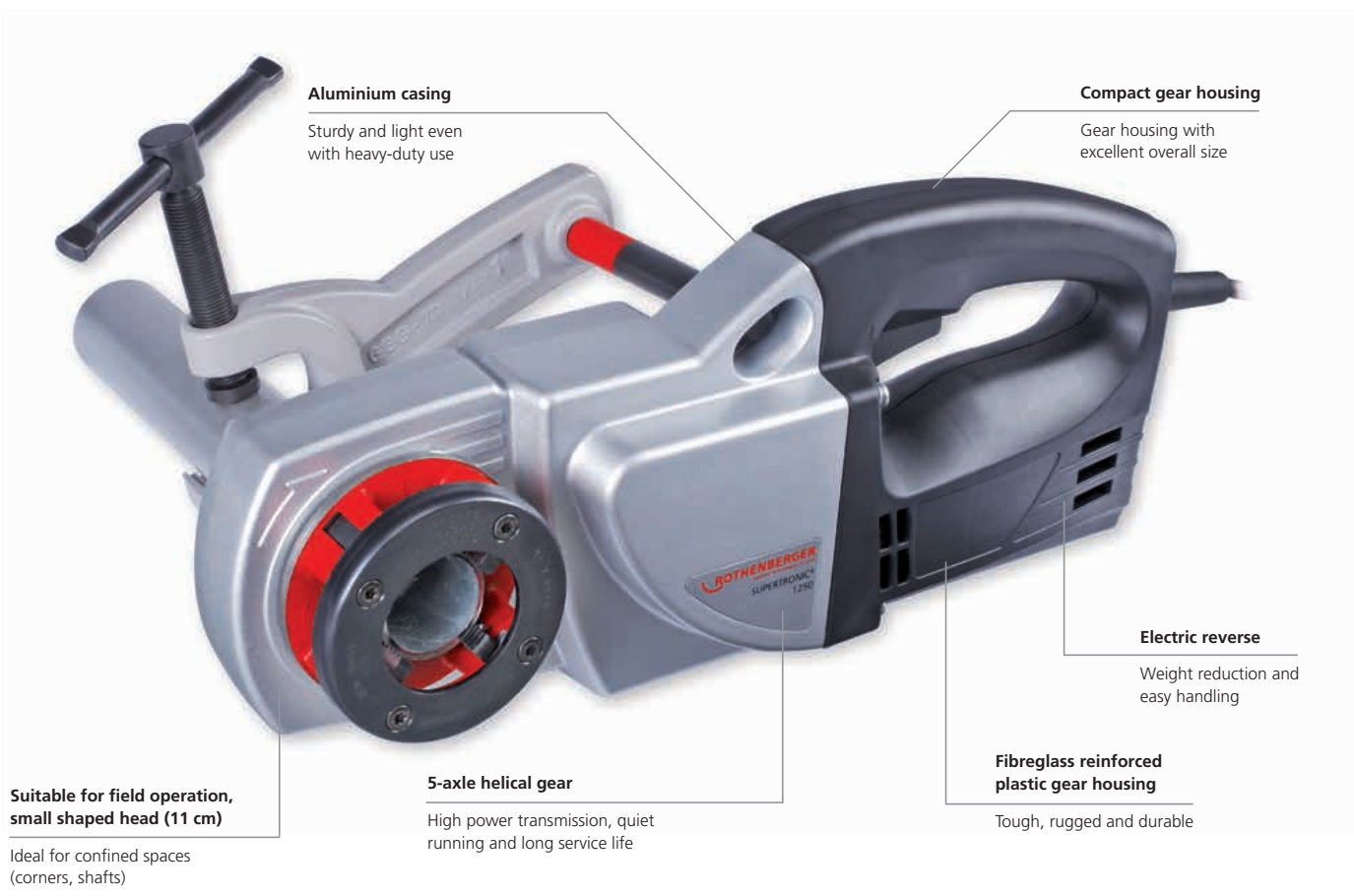
For quick and effortless production of precise and reliable thread connections to approved standards



Product Profile	
APPLICATION AREA	
For threading of	
BSPT right:	Ø 1/2 - 1.1/4"
Optional: (not included in set)	Ø 1/4", 3/8"
NPT:	Ø 1/4 - 1.1/4"
KEY FEATURES	
<ul style="list-style-type: none"> ● Ideal for confined spaces (corners, shafts) ● Sturdy and light, even with heavy-duty use ● Compact gear housing with excellent overall size ● High power transmission, quiet running with long service life ● Tough, rugged and durable ● Weight reduction and easy handling 	

KEY FEATURES	
<ul style="list-style-type: none"> ● Die head can be used in both directions (left, right) ● Stable speed by forward and reverse motion 	
TECHNICAL DATA	
Threading speed:	15 - 20 min ⁻¹
Rapid reverse speed:	27 min ⁻¹
Performance:	800 watts
Current:	230 V / 110 V
Weight:	4.9 kg
Dimensions:	456 x 168 x 76 mm

6



Compact design, only 4.9 kg, ideal for portable operation



Small head shape (11 cm)



Pipe roughing

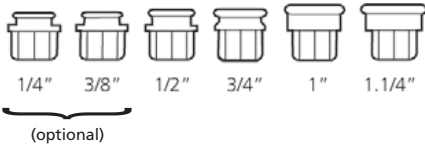


SUPERTRONIC® 1250 Set

Sets include: SUPERTRONIC® 1250 up to Ø 1.1/4" with forged pipe clamp (No. 865008700), precision die heads complete in plastic carrying case (No. 995858100)



Pipe clamp



Small – Fast – Light (1/4 - 1.1/4")!

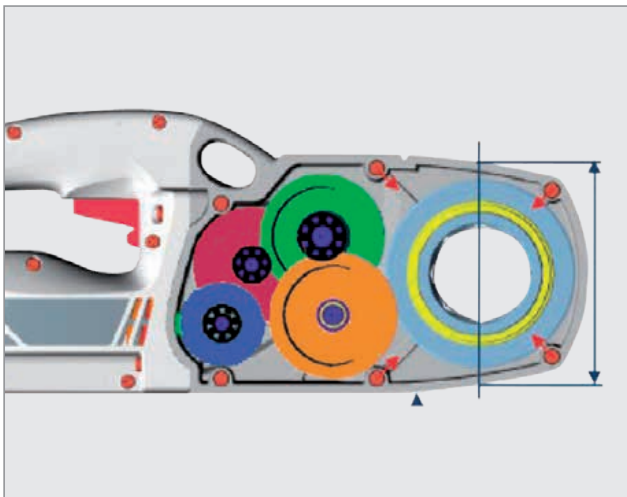


Fig. SUPERTRONIC® 1250 Set (No. 71450)

6

Model	Description	kg		230 V	110 V
SUPERTRONIC® 1250 Set	BSPT 1/2 - 3/4 - 1 - 1.1/4"	14.5	1	71450	71451
SUPERTRONIC® 1250 Set	NPT 1/2 - 3/4 - 1 - 1.1/4"	13.0	1	71454	71453
SUPERTRONIC® 1250	with forged pipe clamp, without die heads	3.9	1	71470	
Pipe clamp for SUPERTRONIC® 1250	up to max. 1.1/4"	1.6	1	865008700	865008700

Helical gears for maximum power (800 watts)



Steel pipe processing portable, fast and easy



ACCESSORIES

Description	
Die heads 1/4 - 2"	134
Dies 1/4 - 2"	134
Cutting fluid	135
Pipe roughing wrench	141



Threading

Threading electric

SUPERTRONIC® 2000

Power threader Ø 1/4 – 2"

For quick and effortless production of precise and reliable thread connections to approved standards



Product Profile

APPLICATION AREA

For threading of

BSPT right: Ø 1/4 - 2"

NPT: Ø 1/4 - 2"

High reduction gears with spur wheel teeth, induction tempered, 7 parallel gear shafts, each ball bearing mounted

High, consistent power transmission when fully loaded

Performance:

Strong 1,010 W motor, double insulated with VDE and CEE, interference free for reliable long-term use

Threading speed:

15 - 25 min⁻¹, rapid reverse 60 min⁻¹

(4 x faster reverse with reverse drive)

Maintenance friendly with continuous lubrication

KEY FEATURES

- Secure grip in both turning directions with the hardened, interlocking prism pipe clamp
- Die heads are held firmly in place through direct seating with tension ring locking
- Off-set die head mounting allows for threading even close to walls
- Ideal for confined spaces (corners, shafts)
- User friendly work with the large mechanism for switching directions
- Reliable motor for long-term use

6



Easy insertion of the die heads




Use with roll grooving tool ROGROOVER



ROFIX adaptor (No. 71271)



High reduction gears

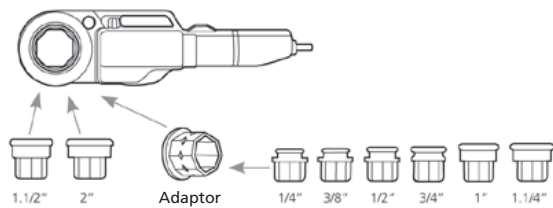




SUPERTRONIC® 2000 Set

Sets include: SUPERTRONIC® 2000 with pipe clamp (No. 71280), ROFIX-Adaptor (No. 71271), and precision die heads, ROCASE with inlay (No. 1000001953)

Can also be used in combination with a roll grooving tool!



Model	Description	kg		230 V	110 V
SUPERTRONIC® 2000 Set, BSPT R	1/2" - 3/4" - 1" - 1.1/4" - 1.1/2" - 2"	14.5	1	71256	71258
SUPERTRONIC® 2000 Set, NPT	1/2" - 3/4" - 1" - 1.1/4" - 1.1/2" - 2"	14.5	1	71257	71259
SUPERTRONIC® 2000	with forged pipe clamp, without die heads	6.8	1	71250	71251
SUPERTRONIC® 2000 Set	in ROCASE + ROFIX and Pipe clamp	11.2	1	1000002011	1000002016

Work in confined spaces



Die heads with the tripod universal workbench



ACCESSORIES

Description	
Die heads 1/4 - 2"	134
Dies 1/4 - 2"	134
Cutting fluid	135
Pipe roughing wrench	141



Threading

Threading electric

Precision Die Heads

With enlarged shaving discharge chambers

For faster threading, reinforced locking plate and precise die seating. Fits in ROTHENBERGER SUPERTRONIC® 1000, SUPERTRONIC® 1250, SUPERTRONIC® 2000 and SUPER CUT threaders

Threading die heads with optimized geometry


Reduced effort of up to 10% for person and machine

Precision threading dies

Special viscous hard steel with long service life

Big chamber

Faster and easier removal of metal chips



Fully automatic production process

Reduced production tolerances to increase the service life by up to 10%

Extra wide and exchangeable threading dies

Highest demands and long service life

Forcelocked octagonal universal drive with snap ring locking

Easy and tool-free assembly with secure hold



6

Product Profile

KEY FEATURES

- Threading die heads with optimized geometry to reduce the effort by up to 10% for person and machine
- Reduced manufacturing tolerance for quicker performance
- Interchangeable threading dies to increase economic efficiency
- Quick change-threading die heads with secure holding for SUPER CUT and SUPERTRONIC® 1250 and 2000 models

BSPT R	No.	NPT	No.
1/4"	070821X	1/4"	070907X
3/8"	070822X	3/8"	070908X
1/2"	070823X	1/2"	070912X
3/4"	070824X	3/4"	070913X
1"	070825X	1"	070914X
1.1/4"	070826X	1.1/4"	070915X
1.1/2"	070842X	1.1/2"	070849X
2"	070843X	2"	070850X

Threading Dies

Precision Threading Dies

- Gentle first cut, extremely long life, 4 pieces / pack
- Optimum results are achieved with original ROTHENBERGER thread cutting fluid



BSPT R	No.	NPT	No.
1/4"	070831X	1/4"	070916X
3/8"	070832X	3/8"	070917X
1/2"	070833X	1/2"	070918X
3/4"	070834X	3/4"	070919X
1"	070835X	1"	070920X
1.1/4"	070836X	1.1/4"	070921X
1.1/2"	070869X	1.1/2"	070945X
2"	070870X	2"	070946X

ROFIX Adaptor

Fits small external octagonal die heads from Ø 1/4 - 1.1/4"

- Easy insertion of the die head with tension ring locking



Tension ring locking

Model	kg	No.
ROFIX Adaptor with locking ring	0.8	71271

RONOL®

High-performance cutting oil

Product Profile

KEY FEATURES

- Excellent cooling and lubricating properties
- Durability of the threading die is increased considerably
- For perfect, clean threads
- Safe for skin contact
- Also suitable as cold lubrication when cutting metal

TECHNICAL DATA

Mineral oil basis

For threading of all materials including stainless steel

Emulsifying agent enables easy rinsing of the pipeline without unhealthy polychlorinated Biphenyl (PCB)

Mineral-based cutting oil is not permitted for drinking water installations - Please check your national regulations!

Model	Contents	kg		No.
RONOL® Spray can	600 ml	0.58	12	65008
RONOL® Canister	5 l	4.60	4	65010



6

RONOL® SYN

High-performance cutting fluid



Product Profile

KEY FEATURES

- Excellent cooling and lubricating properties
- Able to handle high pressure
- Longer life for the cutting tool
- Safe for skin contact
- Also suitable as cold lubrication when cutting metal

TECHNICAL DATA

No mineral oils, purely synthetic:

Developed and approved for drinking water and plumbing installations. DVGW tested.

100% water soluble, physiologically neutral, silicone-free: easily washable

Emulsifying agent enables easy rinsing of the pipeline

No build-up of shavings: Perfect cooling quality

Good corrosion protection: No rusting

Undiluted application

High polymer, without EP-additives such as sulphur, phosphorus or chlorine: increased cutting performance

Model	Contents	kg		No.
RONOL® SYN Spray can	600 ml	0.75	12	65013
RONOL® SYN Canister	5 l	5.20	4	65015



Threading

Threading electric

ROPOWER® 50 R

Portable compact threader Ø 1/4 - 2"

Quick and effortless production of precise and reliable pipe and bolt threads to approved standards



Product Profile

APPLICATION AREA

Use on building sites, for repairs and service, industrial use and for installation work

For threading of:

BSPT right, EN 10226, ISO 7-1:	Ø 1/4 - 2"
NPT, ASME B1.20.1:	Ø 1/4 - 2"
BSPP, ISO 228-1, DIN 259:	Ø 1/2 - 2"
BSW, B. S 84:	Ø 3/8 - 2"
Metric, ISO 261, DIN 13:	Ø 10 - 24 mm

KEY FEATURES

- Quick and reliable threading, trimming, deburring, and grooving
- Effortless and comfortable transport with the light, navigable working carriage, which also serves as workbench
- Complete pre- and post-processing of pipe
- Easy to maintain machine design
- Die head Type R (automatic with integrated oil feed)
- Portable transport frame (standard)

TECHNICAL DATA

Performance:	1,150 watts
Speed:	40 m ⁻¹
Weight:	68 kg
Dimensions (L x W x H):	535 x 430 x 340 mm

6

Pre- and post-processing of pipe

Self-centering pipe cutter

Precise cuts

Internal deburrer, snap in, 3-blade

Burr-free work

Impact hammer chuck with maximal clamping-force

No pipe slippage

Self-centering rear chuck

Quick and precise alignment of the pipe

Easy to maintain machine design

Motor double insulated in accordance with VDE

Safe operation

Stable high torque motor

Constant power transferral

Off-set spindle lubrication

Easy maintenance

Machine slightly angled

Reduced oil consumption, oil coating in pipe interior is avoided

Original RIDGID®²⁾ threading dies can optionally be used!



Geared oil pump with filter system and adjustable fluid qualities

Constant oil flow quantities

Ample dimensioned large plastic shavings collection trough

Easy to clean

¹⁾ Complete terms and conditions at www.rothenberger.com/service. RO SERVICE+ only valid in participating countries.

²⁾ RIDGID® is a registered trade mark of the Emerson Electric Co., St. Louis, USA

Threading

Threading electric

ROPOWER® 50 R

Scope of delivery: ROPOWER® 50 R, automatic die head 1/2" - 2" (No. 56052), SS dies BSPT 1/2" - 3/4" (No. 056370X), 1" - 2" (No. 056371X), safety foot switch (No. 56335), collapsible stand (No. 56051), tool

Die Head Type R

Automatic die head with integrated oil feed

Long life of the die heads

Optimal lubrication and cooling of the die heads

Long life

Transportation Frame

(Included in delivery)

Carriage with storage space and a mount for the foot switch

Clearly arranged work

Collapsible undercarriage

Comfortable transport

With 2 plastic wheels

High mobility


Safety foot switch (No. 56335)

Increased safety

Fig. Collapsible stand (No. 56051) included in delivery!

6

Automatic die head with integrated oil supply



High mobility



Thread roughing



Cost-effective production of grooves



Model	Volt	⊞	kg	No.
ROPOWER® 50 R with automatic die head:				
BSPT R 1/2 - 3/4", 1-2"	230 V	1	88.5	56050
BSPT R 1/2 - 3/4", 1-2"	110 V	1	88.5	56045
BSPP R 1/2 - 3/4", 1-2"	230 V	1	88.5	56057
NPT 1/2" - 3/4", 1-2"	230 V	1	88.5	56015
Collapsible Stand ROPOWER® 50 R		1	19.2	56051
Spare cutting wheel (PANDA 40, PANDA 90, PISET 3 SG, Nr. 6 SC 2 S, 2 SE, 3 S, 3 SE, 4 S, 4 SE)		1	0.02	70074
Supporting bolt for transport frame (contents 4 pieces)			0.7	56049
Supporting legs (contents 4 pieces)			5.0	56488

ACCESSORIES

Description	📖	No.
Cutting fluid	135	
Automatic die heads	140	
Dies	140	
NIPPEL MAX	141	
Pipe roughing wrench	141	56500
ROGROOVER 1-6"	142	56505



Threading

Threading electric

SUPERTRONIC® 2 SE / 3 SE / 4 SE

Compact threader Ø 1/4 - 4"

Reliable and proven for constant professional use



Product Profile

APPLICATION AREA

- Ideal for portable and stationary threading in the workshop, on-site, for repairs and service, trade and industry, pipeline construction, as well as for sanitary and heating installations
- Universal application, with or without stand, i.e. on a workbench

For threading of :

BSPT right, EN 10226, ISO 7-1:	Ø 1/4 - 2"
NPT, ASME B1.20.1:	Ø 1/4 - 2"
BSPP, ISO 228-1, DIN 259:	Ø 1/2 - 2"
BSW, B. S 84:	Ø 3/8 - 2"
Metric, ISO 261, DIN 13:	Ø 10 - 36 mm
	Ø 10 - 24 mm (2 SE)

KEY FEATURES

- Universal die head seating (standard or automatic)
- Precise guiding of the die head
- Low-wear and precise guiding
- Fast axial alignment of the pipe
- No pipe slippage with impact hammer chuck
- Burr-free work

Can also be used in combination with a roll grooving tool!

6




Fig. SUPERTRONIC® 2 SE

Impact hammer chuck with inter-changeable clamping jaw, optimal clamping properties through flexible adjustment and broad support



Automatic die heads with quick adjustment of thread size automatic thread length, finely adjustable thread depth without recentering




Threading

Threading electric

SUPERTRONIC® 2 SE

Compact threader Ø 1/2 - 2"

Standard Die Head: 1/2 - 2" (No. 56156)
Automatic Die Head: 1/2 - 2" (No. 56266)



TECHNICAL DATA

Power:	1,150 watts
Speed:	40 m ⁻¹
Weight, with die heads:	68 Kg
Dimensions (L x W x H):	535 x 430 x 340 mm

Scope of delivery: SUPERTRONIC® 2 SE, automatic die head 1/2 - 2" (No. 56165) or automatic die head (No. 56266), SS threading dies 1/2 - 3/4" (No. 56003), 1 - 2" (No. 56007), safety foot switch (No. 56335), supporting legs (No. 56488), tool

SUPERTRONIC® 2 SE		230 V	110 V
with Standard Die Head	68	56150	56120
BSPT R 1/2 - 3/4", 1 - 2"			
with Automatic Die Head	68	56175	56125
BSPT R 1/2 - 3/4", 1 - 2"			

SUPERTRONIC® 2 SE


No.

Deburrer without holder 2 SE	56198
Supporting legs (contains 4 pieces)	56488

SUPERTRONIC® 3 SE

Compact threader Ø 1/2 - 3"

Standard Die Head: 1/2 - 2" (No. 56156), 2 - 3" (No. 56104)
Automatic Die Head: 1/2 - 2" (No. 56266), 2.1/2 - 3" (No. 56288)



TECHNICAL DATA

Power:	1,700 watts
Speed:	33 m ⁻¹
Weight, with die heads:	100 Kg
Dimensions (L x W x H):	650 x 480 x 420 mm

Scope of delivery: SUPERTRONIC® 3 SE, standard die heads 1/2 - 2" (No. 56156) or automatic die heads (56266), standard die head 2 - 3" (No. 56104) or automatic die head 2 1/2 - 3" (56288), SS threading dies 1/2 - 3/4" (No. 56003), 1 - 2" (No. 56007), SS threading dies 2 - 3" (No. 56006), SS threading dies 2 1/2 - 3" (No. 56489), safety foot switch (No. 56335), supporting legs (No. 56491), tool

SUPERTRONIC® 3 SE		230 V	110 V
with Standard Die Head	100	56250	56253
BSPT R 1/2 - 3/4", 1 - 2", 2 - 3"			
with Automatic Die Head	100	56255	56254
BSPT R 1/2 - 3/4", 1 - 2", 2.1/2 - 3"			

SUPERTRONIC® 3 SE

No.

Deburrer without holder 3 SE	56199
------------------------------	--------------

SUPERTRONIC® 4 SE

Compact threader Ø 1/2 - 4"

SUPERTRONIC® 4 SE with Automatic Die Head



TECHNICAL DATA

Power:	1,750 watts
Speed:	22 / 50 m ⁻¹
Weight, with die heads:	120 Kg
Dimensions (L x W x H):	750 x 540 x 480 mm

Scope of delivery: SUPERTRONIC® 4 SE, BSPT automatic die head 1/2 - 2" (No. 56266), BSPT automatic die head 2 1/2 - 4" (No. 56289), SS threading dies 1/2 - 3/4" (No. 56003), SS threading dies 1 - 2" (No. 56007), SS threading dies 2 1/2 - 4" (No. 56294), safety foot switch (No. 56335), supporting legs (No. 56489), tool

SUPERTRONIC® 4 SE		230 V	110 V
with Automatic Die Head	120	56465	56475
BSPT R 1/2 - 3/4", 1 - 2", 2.1/2 - 4"			
NPT 1/2 - 3/4", 1 - 2", 2.1/2" - 4"		56466	
Deburrer without holder 4 SE		56200	
Transport Frame for 3 and 4 SE	25	57050	

¹⁾ Complete terms and conditions at www.rothenberger.com/service. RO SERVICE+ only valid in participating countries.

Threading

Threading electric

Precision Die Heads


For machine types ROPOWER® 50 R, PANDA, PISET, SUPERTRONIC® 2 S, 2 SE, 3 S, 3 SE, 4 S, 4 SE

Product Profile

KEY FEATURES

Standard die heads

- Time saving with a simple and quick change of the threading dies
- User friendly with the locking positioning which eliminates complicated calibration
- Longer life of the dies with the integrated lubrication
- Guaranteed consistent cutting oil film on the pipe surface



Product Profile

KEY FEATURES

Automatic die heads

- Simple and clear operation with the quick-adjustment thread sizes
- Automatic adjustable thread length for serial production
- Flexible work: Each thread size offers individual fine adjustment of the thread depth without recentering dimension change

Please note the die heads do not include threading dies!

Precision Threading Dies

High material quality and precise workmanship guarantee easy cutting, clean threads and extremely long service life with outstanding chip discharge. Manufactured from high-quality tempered steel. (only available in sets 4 or 5 pieces / pack)



For optimal threading results, use only with original ROTHENBERGER cutting fluid or cutting oil (see 135)

Overview Die Heads / Threading Dies

Die heads		Threading dies			ROPOWER® 50 R	SUPERTRONIC® 2 SE	SUPERTRONIC® 3 SE	SUPERTRONIC® 4 SE
Thread type	Size	No.	Size	No. SS-Steel				
Automatic die heads suitable for RIDGID® threading dies								
BSPT R	1/2 - 2"	56052	1/4 - 3/8"	56369	56379	●		
			1/2 - 3/4"	056370X	56380	●		
			1 - 2"	056371X	N/A	●		
NPT	1/2 - 2"	56053	1/4 - 3/8"	56372	N/A	●		
			1/2 - 3/4"	56373	N/A	●		
			1 - 2"	56374	N/A	●		
Automatic die heads suitable for ROTHENBERGER threading dies								
BSPT R	1/2 - 2"	56266	1/2 - 3/4"	56003	56235		●	●
			1 - 2"	56007	56236		●	●
	2.1/2 - 3"	56288	2.1/2 - 3"	56291	56237		●	●
	2.1/2 - 4"	56289	2.1/2 - 4"	56294	56238		●	●
NPT	1/2 - 2"	56271	1/2 - 3/4"	56111	56180		●	●
			1 - 2"	56112	56181		●	●
	2.1/2 - 3"	56268	2.1/2 - 3"	56295	56183		●	●
	2.1/2 - 4"	56269	2.1/2 - 4"	56296			●	●
			3.1/2 - 4"	56184			●	●
ROTHENBERGER standard / manual die heads								
BSPT R	1/4 - 3/8"	56153	1/4 - 3/8"	56001	56135	●	●	●
	1/2 - 2"	56156	1/2 - 3/4"	56003	56235	●	●	●
			1 - 2"	56007	56236	●	●	●
	2 - 3"	56104	2 - 3"	56006	56121		●	●
3.1/2 - 4"	56032	3.1/2 - 4"	56008	56122		●	●	
NPT	1/4 - 3/8"	56118	1/4 - 3/8"	56110	N/A	●	●	●
	1/2 - 2"	56156	1/2 - 3/4"	56111	56180	●	●	●
			1 - 2"	56112	56181	●	●	●
	2.1/2 - 3"	56104	2.1/2 - 3"	56114	N/A	●	●	●
BSPP	1/2 - 1.1/4"	56076	1/2 - 3/4"	56095	N/A	●	●	●
			1 - 1.1/4"	56096	N/A	●	●	●
	1.1/2 - 3"	56077	1.1/2 - 2"	56097	N/A	●	●	●
		2.1/2 - 3"	56098	N/A	●	●	●	
BSW	3/8 - 1"	56153	3/8"	56009	56161	●	●	●
			1/2"	56010	56162	●	●	●
			5/8"	56011	56163	●	●	●
			3/4"	56012	56164	●	●	●
			7/8"	56013	56165	●	●	●
			1"	56014	56166	●	●	●
	1.1/8 - 2"	56310	1.1/8 - 1.1/4"	56185	N/A	●	●	●
			1.1/2"	56186	N/A	●	●	●
			1.5/8 - 1.3/4"	56187	N/A	●	●	●
			1.7/8 - 2"	56188	N/A	●	●	●
Metric	10 - 24	56133	10	56081	56351	●	●	●
			12	56082	56352	●	●	●
			14 - 16	56083	56353	●	●	●
			18 - 22	56085	56355	●	●	●
	27 - 36	56315	24	56088	56358	●	●	●
			27	56189	N/A	●	●	●
			30 - 33	56190	N/A	●	●	●
			36	56191	N/A	●	●	●

1) RIDGID® is a registered trade mark of the Emerson Electric Co., St. Louis, USA

N/A: not available

Suitable for:

- **Conical pipe threads - BSPT**
Whitworth pipe threads: ISO 7-1, DIN EN 10226 (DIN 2999)
External conical threads 1:16, 55° flank angle
- **Conical pipe threads - NPT**
Taper Pipe Thread: ASME B1.20.1
External conical threads 1:16, 60° flank angle
- **Cylindrical pipe threads - BSPP**
Whitworth pipe threads: ISO 228-1, DIN 259
Exterior threads cylindrical, 55° flank angle
- **English bolt threads - BSW**
British Standard Parallel Screw: Thread of Whitworth Form B.S.W, B.S 84: Exterior threads, 55° flank angle
- **Metric bolt threads - M**
Metric threads: ISO 261, DIN 13
Exterior threads, 60° flank angle

Pipe Supporting Column

Adjustable height, from 780 up to 1,200 mm with ball track. Maximum carrying capacity 120 kg



Model	Height / mm	kg	No.
For pipes up to 6"	780 - 1,200	5.8	56047

Replacement Safety Foot Switch

For all ROTHENBERGER threading machines

- Complies with industrial associations' safety and accident prevention requirements
- With oil-proof rubber cable and plug
- Foot switch should not be pushed all the way down (OFF-ON-OFF)



Model	kg	No.
3 step, with emergency stop switch, 230 Volt	2.5	56335

Pipe Roughing Wrench 3/8 - 2"

Wrench made of forged steel, with hardened rolls. Consistent, thread-saving roughing of the entire area



Model	L mm	kg	No.
Pipe Roughing Wrench	335	1.15	56500
Replacement roughing rolls (3 pcs.)		0.30	56501

NIPPEL MAX

NIPPEL MAX Ø 1/2 - 2"

For the production of nipples and double nipples, grips short pipe lengths from within; hardened, sharpened gripping jaws. For all stationary threading machines, PANDA, PISET, ROPOWER® and SUPERTRONIC®.

- Recycling pipe scraps saves money, material and time
- Automatic quick grip of the pipe piece without the need for additional tools
- Pipes are gripped from within and centred: No damage to pipe piece



Set (No. 56056) includes: Nipple chuck 1/2" (No. 56060), 3/4" (No. 56061), 1" (No. 56062), 1.1/4" (No. 56063), 1.1/2" (No. 56064), steel carrying case (No. 26410)

Model	kg	No.
NIPPEL MAX Set		
1/2 - 3/4 - 1 - 1.1/4 - 1.1/2"	4.4	56056
Nipple chuck 1/2"	0.4	56060
Nipple chuck 3/4"	0.5	56061

Model	kg	No.
Nipple chuck 1"	0.7	56062
Nipple chuck 1.1/4"	0.8	56063
Nipple chuck 1.1/2"	0.9	56064
Nipple chuck 2"	1.2	56065

Threading

Roll Grooving

Hand Roll Groover 1 - 12"

Manageable and compact hand roll groover for producing of grooves on installed thin- and standard Steel pipes up to 12" (324 mm)

Suitable for installations, sprinkler systems, larger heating units, industrial use and mining.

APPLICATION AREA

For standard grooves on instelld pipes from 1 - 12"

KEY FEATURES

- For pipes from Ø 1"
- Quick connection of pipes anywhere where welding is not allowed!
- Easy transportation due to small dimension
- Adjustable and finely-controlled arrester
- ½" ratchet for both adjustment

6

Application on tripod workbench



Fixture for stabiliser



TECHNICAL DATA

Working range:	1 - 12" (324 mm)
Pipe wall-thickness:	1 - 6" SCHL10 + SCHL40 4 - 6" SCHL40 8 - 12" SCHL10
Weight:	12.0 kg
Depth gauge:	2 distance plates included
Dimensions:	195 mm x 210 mm x 210 mm



Model	kg		No.
Hand Roll Groover 2 - 6"	12.0	1	1000000212
Roller-SET 1"	0.59	1	1000000720
Roller-SET 1.1/4 - 1.1/2"	0.62	1	1000000721
Roller-SET 2 - 6"	1.00	1	1000000850
Roller-SET 4 - 6"	2.48	1	1000000722
Roller-SET 8 - 12"	2.70	1	1000000723

ROGROOVER 1 - 6"

Portable rolling groover for steel pipes up to Ø 6" (168 mm) for rapid rolling of grooves on standard and thin-walled steel pipes

Suitable for installations, sprinkler systems, larger heading units, industrial use and mining.

APPLICATION AREA

Standard and thin-walled steel pipes up to 6" (168 mm)
Light weight and compact design allows for use with the threaders:

SUPERTRONIC® 2000	ROPOWER® 50 R
SUPERTRONIC® 2 SE	SUPERTRONIC® 3 SE
SUPERTRONIC® 4 SE	

KEY FEATURES

- Quick connection of pipes anywhere where welding isn't allowed!
- Long life and little wear
- Easy to transport with the light-weight aluminium casing
- Adjustable and finely-controlled arrester for consistent groove depth
- Convenient, easy and time-saving operation

Extremely light: 12 kg!



Model	kg		No.
ROGROOVER for SUPERTRONIC® 2000	14.5	1	56509
ROGROOVER for ROPOWER® 50 R, SC 2 SE, REX 2"	14.5	1	56505
ROGROOVER for SUPERTRONIC® 3 SE and REX 3"	14.5	1	56506
ROGROOVER for SUPERTRONIC® 4 SE	14.5	1	56507
ROGROOVER for RIDGID® 300	16.0	1	56504
ROGROOVER for REX 4"	14.5	1	56508

Model	No.
Support rail 2"	56510
Support rail 3"	56511
Support rail 4"	56512
Seating adaptor SUPERTRONIC®	56514
Pressure roller set for ROGROOVER, 1"	56521
Pressure roller set for ROGROOVER, 1.1/4 - 1.1/2"	56522
Pressure roller set for ROGROOVER, 2 - 6"	56523
Tripod workbench	70751

Threading Roll Grooving

ROGROOVER 1 - 12"

Electro-hydraulic rolling groover for steel pipes
Ø 1 - 12" (33 - 324 mm) for rolling of grooves



Product Profile

APPLICATION AREA

Suitable for installations, sprinkler systems, larger heading units, industrial use and mining

KEY FEATURES

- Pressure rollers toolless adjustable due to revolver-button
- Safe working with foot switch and emergency stop switch, as lighting in workplace
- Reliable, powerful 1,500 watts Motor
- Quick and fine adjustment for groovers and regulation

TECHNICAL DATA

Working range:	1 - 12" (33 - 324 mm)
Pipe wall-thickness:	3 - 10 mm
Weight:	175 kg
Dimensions:	685 x 474 x 960 mm
Voltage:	110 V-50 Hz, 230 V-50 Hz / 60 Hz
Power:	1,500 W
Torque:	36 r/min.
Max. working pressure:	27,750 N

Fine adjustment of groover depth and Regulation

For optimum results

Control panel

Power supply, light and emergency stop switch

Surrounding steel pipe frame

Protection & carrying frame

Function only via foot switch

Safety for the User

3-way adjustment of the pressure rollers size



Drive shaft and measuring tape in the delivery



Revolver-button with integrated pressure rollers

Easy, fast and toolless



Adjustable Pipe support stand

Ball bearing suspensions for easy handling



Scope of delivery: ROGROOVER Machine 1-12", Pipe support stand, Drive shaft, 1 - 1.1/2", 2 - 6" and 8 - 12", Diameter measuring tape

Model	kg	☐	No.
ROGROOVER 1 - 12", 230 V-50 Hz	175.0	1	1500001351
ROGROOVER 1 - 12", 230 V-60 Hz	175.0	1	1500001352
ROGROOVER 1 - 12", 110 V-50 Hz	175.0	1	1500001353

Model	kg	☐	No.
Pipe support stand	33.00	1	1500001990
Diameter measuring tape	0.05	1	1500000134
Transport stand	25.00	1	57050

¹⁾ Complete terms and conditions at www.rothenberger.com/service. RO SERVICE+ only valid in participating countries.





Soldering & Welding

System Overview Soldering & Welding	146 - 147
Cartridge Brazing	148 - 152, 154 - 155
Cartridge Soft-Soldering	152 - 153, 155, 158
Cylinder Brazing	156 - 157
Cylinder Soft-Soldering	159 - 160
Accessories Cylinder Brazing/-soft soldering	161
Electric Soft Soldering	162 - 163
Gas Welding	164 - 167
Three-Gas Welding	168 - 169
Accessories Soldering & Welding	170 - 179

Soldering & Welding

System Overview

Cartridge Brazing

	SUPER FIRE 3	SUPER FIRE 4	POWER FIRE Compact	ROFIRE Swivel PRO Cyclone Piezo	ROFIRE Swivel PRO Twin
Soft soldering: 	up to Ø 35 mm	up to Ø 35 mm	up to Ø 28 mm	up to Ø 42 mm	up to Ø 64 mm
Brazing: 	up to Ø 28 mm	up to Ø 28 mm	up to Ø 22 mm	up to Ø 18 mm	up to Ø 28 mm
Special application:	Shrinking, Removal of paint	Shrinking, Removal of paint	–	–	–
For use with:	MAPP ^{®1)} -Gas, Maxigas 400, Multigas 300	MAPP ^{®1)} -Gas, Maxigas 400, Multigas 300	MAPP ^{®1)} -Gas, Maxigas 400, Multigas 300	MAPP ^{®1)} -Gas ²⁾ , Maxigas 400 ²⁾ , Multigas 300 ²⁾	MAPP ^{®1)} -Gas ²⁾ , Maxigas 400 ²⁾ , Multigas 300 ²⁾
Page	148, 149	150, 151	152	152	152

Cartridge Soft Soldering




Roofing & Sheet Metal Works

	ROFLAME PIEZO	ROFIRE, ROFIRE PIEZO	MULTI MOBILE	MULTI 300 Propane Soft soldering kit	ROOFING-SET
Soft soldering: 	up to Ø 22 mm	up to Ø 22 mm	yes	yes	yes
Brazing: 	–	up to Ø 15 mm	–	–	–
Special application:	–	–	Sheet metal working	Sheet metal working	Bonding of bituminous sheeting
For use with:	Supergas C 200	Multigas 300	Multigas 110	Propane, Butane	Propane, Butane
Page	152	153	158	159	160

Cartridges



	MAPP^{®1)}-Gas	Maxigas 400	Multigas 300	Supergas C 200	Multigas 110
Flame temperature:	up to 2,700 °C	up to 2,200 °C	up to 1,900 °C	up to 1,800 °C	up to 1,900 °C
Application:	Soft soldering & Brazing	Soft soldering & Brazing	Soft soldering	Soft soldering	Soft soldering
Valve:	EU 7/16"	EU 7/16"	EU 7/16"	Pierceable cartridge	EU 7/16"
Content:	750 ml / 415 g	600 ml / 352 g	600 ml / 338 g	314 ml / 190 g	110 ml / 60 g
Page	154	155	155	155	155

Brazing & Soft Soldering devices

	RE 17	ALLGAS 2000 Set	ALLGAS 2000 PS 0.5/2 Compact	ALLGAS MOBILE Pro	ROXY 400 L
Soft soldering: 	yes	yes	yes	yes	yes
Brazing: 	yes	yes	yes	yes	yes
Welding: 	0.5 - 14 mm	0.2 - 5 mm	–	–	–
Cutting:	12 - 100 mm	–	–	–	–
For use with:	Acetylene, Oxygen, Maxigas 400	Acetylene, Oxygen	Propane, Oxygen	MAPP ^{®1)} -Gas, Oxygen	Maxigas 400, Oxygen
Page	168	164	165	166	167




Cylinder Brazing & Soft Soldering

E-Soft Soldering

	AIRPROP	TURBOPROP	ROTHERM 2000
Soft soldering: 	up to Ø 54 mm	up to Ø 54 mm	up to Ø 54 mm
Brazing: 	up to Ø 22 mm	up to Ø 28 mm	–
Special-application:	–	–	Soft soldering without flame
For use with:	Propane, Butane	Propane, Butane	230 V
Page	156	157	162, 163

Cartridges & Cylinders

	Acetylene	Oxygen
Application:	Brazing, Welding, Cutting	Brazing, Welding, Cutting
Valve:	DIN 477-1	M 10x1 (One-way) / G 3/4" RH
Pressure:	19 bar	110 bar (One-way) / 200 bar
Content:	5 l, 10 l	930 ml (One-way) / 2 l, 5 l, 10 l
Page	170	170

-  Soft Soldering up to 450 °C
-  Brazing 450 °C - 1100 °C
-  Gas Welding > 1100 °C

1) MAPP[®] is a registered trademark of the MESSER Group GmbH, Bad Soden

Bonding

Cartridge Brazing

SUPER FIRE 3

Ergonomic HEAVY-DUTY brazing unit up to Ø 28 mm

For soft soldering, brazing and other applications such as removal of paint or shrinking of hoses



Product Profile

APPLICATION AREA

Brazing: up to Ø 28 mm (with flame reflector in a wind protected environment)
Soft Soldering: up to Ø 35 mm

KEY FEATURES

- Rapid heat-up, less consumption!
- Long service life
- "Twist 'N' Load" system (5 different burners available)
- Precise flame adjustment
- Up to 2.5 hours of brazing with one cartridge

KEY FEATURES

- Even more comfortable for longer jobs
- Reliable Piezo ignition (up to 30,000 ignitions)
- Double the safety because there is no gas leakage without locked burners (Piezo ignition)

TECHNICAL DATA

Coupling: 7/16" EU
Handle: Aluminium, bolted
Burner: Brass / stainless steel

SUPER FIRE 3 burners

Quick exchange with the "Twist 'N' Load" system

"Twist 'N' Load"

Elaborately manufactured brass / stainless steel design

Long service life

Fast "Twist 'N' Load" system

Exchange of the burners with one movement (5 different burners available)

Fine regulating valve

Precise flame adjustment



Burners with swirl flame

Rapid heat-up, less use!

Only ignites if burner has been securely locked

Dual safety

Ergonomically designed handle made of high-quality aluminium

Robust and optimum handling



High Performance Piezo

Reliable (up to 30,000 ignitions)

Locking button

Continual use

ROTHENBERGER MAPP^{®1)} Gas

Up to 2.5 hours of brazing with one cartridge

Brazing in gas installation



High flame temperature based on cyclone swirl



Brazing in aircon and refrigeration



Pin-point burner (460 °C):



For fine soldering; precise and stable flame

(No. 35455)

Standard burner (700 °C):



For soft soldering and other jobs with lower heat application; precise, powerful and stable flame

(No. 35456)

Cyclone burner (950 °C):



For hard and soft soldering with an efficient swirl flame (allows pipe to heat up evenly)

(No. 35457)

Hot air burner (400 °C):



For the removal of paint and for shrinking work up to approx. 80 mm diameter; wind-stable, powerful current of hot air

(No. 35458)

Shrinking burner (720 °C):



For shrinking up to ø 300 mm and for heating; powerful, wind-stable soft flame

(No. 35459)

SUPER FIRE 3 HOT BOX

KEY FEATURES

- The ideal service kit
- For repairs, heating installations and refrigeration / air-conditioning technology



Set (No. 35490) includes: handle (No. 35445), cyclone burner (No. 35457), pin-point burner (No. 35455), flame reflector (No. 31043), universal torch support (No. 35461), 2 x MAPP®¹⁾ gas cartridges (No. 035551-A), RO CASE (No. 1500001493), Inlay (No. 1500001491)

Model			No.
SUPER FIRE 3 HOT BOX	1	4	35490

SUPER FIRE 3 Basic Set

Set (No. 35436) includes:
handle (No. 35445), cyclone burner (No. 35457)

SUPER FIRE 3 MAPP®¹⁾ Set

Set (No. 35432) includes:
handle (No. 35445), cyclone burner (No. 35457),
MAPP®¹⁾ gas cartridge (No. 035551-A)



No. 035648X

When placing your order, remember to order the universal torch support (No. 35461) for stationary soldering, too!





No. 35436



No. 35432

Model			No.
SUPER FIRE 3 Basic Set	1	4	35436
SUPER FIRE 3 MAPP® ¹⁾ Set	1	10	35432
SUPER FIRE Safety adaptor 7/16" to 1"	1	1	035648X

ACCESSORIES



Model		Model	
Welding blanket	173	Fitting Solder	175
Internal brush for copper pipe	173	ROVLIES®	173
Solder	177 - 179	Soft-soldering paste ROSOL	175

1) MAPP® is a registered trademark of the MESSER Group GmbH, Bad Soden

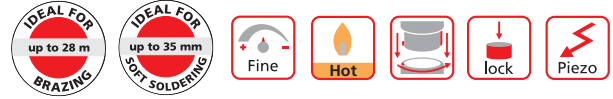
Bonding

Cartridge Brazing

SUPER FIRE 4

Ergonomic Brazing Unit

For brazing up to Ø 28 mm and soft soldering up to Ø 35 mm as well as other applications such as removal of paint or shrinking of hoses



Product Profile	
APPLICATION AREA	
Brazing:	up to Ø 28 mm (with flame reflector in a wind protected environment)
Soft Soldering:	up to Ø 35 mm
KEY FEATURES	
●	Rapid heat-up, less consumption!
●	“Twist ‘N’ Load” system (5 different burner available) – exchange of the burner with only one movement
●	Precise flame adjustment
●	Improved trigger locking mechanism for one-handed-operation

KEY FEATURES	
●	Reliable Piezo ignition (up to 30,000 ignitions)
●	Double the safety because there is no gas leakage without locked burners (Piezo ignition)
●	Longer handle for an even more stable positioning on the cartridge
TECHNICAL DATA	
Coupling:	7/16" EU
Handle:	Plastic, rubberized
Burner:	Brass / Stainless steel

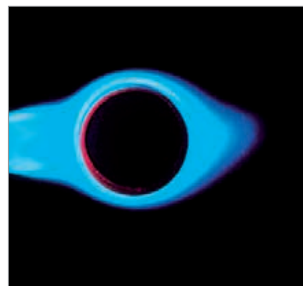
7




Brazing in aircon and refrigeration



High flame temperature based on cyclone swirl



Brazing in aircon and refrigeration



Pin-point burner (460 °C):



(No. 35455)

For fine soldering; precise and stable flame

Standard burner (700 °C):



(No. 35456)

For soft soldering and other jobs with lower heat application; precise, powerful and stable flame

Cyclone burner (950 °C):



(No. 35457)

For hand and soft soldering with an efficient swirl flame (allows pipe to heat up evenly)

Hot air burner (400 °C):



(No. 35458)

For the removal of paint and for shrinking work up to approx. 80 mm diameter; wind-stable, powerful current of hot air

Shrinking burner (720 °C):



(No. 35459)

For shrinking up to ø 300 mm and for heating; powerful, wind-stable soft flame

SUPER FIRE 4 HOT BOX

KEY FEATURES

- The ideal service kit
- For repairs, heating installations and refrigeration / air-conditioning technology



5 part Set (No. 1000001264) includes: handle (No. 1500001354), cyclone burner (No. 35457), pin-point burner (No. 35455), flame reflector (No. 31043), universal torch support (No. 35461), 2 x MAPP® gas cartridges (No. 035551-A), Carrying case (No. 1500001493), Inlay (No. 1500001491)

Model			No.
SUPER FIRE 4 HOT BOX	1	4	1000001264

SUPER FIRE 4 Basic Set

Set (No. 1500001355) includes:
handle (No. 1500001354), cyclone burner (No. 35457)

SUPER FIRE 4 MAPP®¹⁾ Set

Set (No. 1000001263) includes:
handle (No. 1500001354), cyclone burner (No. 35457),
MAPP®¹⁾ gas cartridge (No. 035551-A)



No. 035648X

When placing your order, remember to order the universal torch support (No. 35461) for stationary soldering, too!

Model			No.
SUPER FIRE 4 Basic Set	1	4	1500001355
SUPER FIRE 4 MAPP® ¹⁾ Set	1	10	1000001263
SUPER FIRE Safety adaptor 7/16" to 1"	1	1	035648X


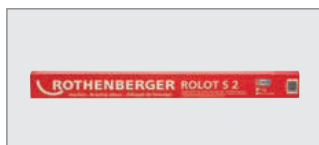


No. 1500001355



No. 1000001263

ACCESSORIES



Model		Model	
Welding blanket	173	Fitting Solder	175
Internal brush for copper pipe	173	ROVLIES®	173
Solder	177 - 179	Soft-soldering paste ROSOL	175

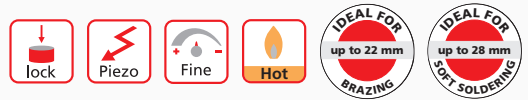
1) MAPP® is a registered trademark of the MESSER Group GmbH, Bad Soden

Bonding

Cartridge Brazing/-Soft Soldering

POWER FIRE Compact

PROFESSIONAL brazing up to Ø 22 mm and soft soldering unit up to Ø 28 mm



APPLICATION AREA

Coupling: 7/16" EU
Brazing: up to Ø 22 mm
Soft Soldering: up to Ø 28 mm



KEY FEATURES

- With Piezo ignition button
- Compact and 45% lighter (compared to POWER FIRE)



Model	No.
POWER FIRE Compact Set (Burner, MAPP ^{®1}) Gas)	35424
POWER FIRE Compact Handle, EU	30813

ROFIRE[®] Swivel PRO Cyclone Piezo

Cyclone burner with Piezo ignition

Coupling: 1" US
Brazing: up to Ø 18 mm
Soft Soldering: up to Ø 42 mm



Model	g	No.
ROFIRE [®] SWIVEL PRO Cyclone Piezo US	330	35016

ROFIRE[®] Swivel PRO Twin

Twin cyclone burner

Coupling: 1" US
Brazing: up to Ø 28 mm
Soft Soldering: up to Ø 64 mm



Model	g	No.
ROFIRE [®] SWIVEL PRO Twin US	400	35012

ROFLAME PIEZO

CLASSIC soft soldering up to Ø 22 mm

APPLICATION AREA

Coupling: Pierceable cartridge
Soft Soldering: up to Ø 22 mm



KEY FEATURES

- High-performance torch with stable, ergonomic handle, including Piezo ignition and fine flame adjustment
- Comfortable one-handed use and secure storage surface
- Piezo Ignition
- Precise adjustment of the flame
- Exchangeable torch burners in case of repair is needed



Model	g	No.
ROFLAME PIEZO 1,800 °C (w/o gas cartridge C 200)	750	35419

1) MAPP[®] is a registered trademark of the MESSER Group GmbH, Bad Soden

ROFIRE®

ECONOMY soft soldering unit up to Ø 22 mm



APPLICATION AREA

Coupling: 7/16" EU
Brazing: up to Ø 15 mm
Soft Soldering: up to Ø 22 mm



KEY FEATURES

- Torch with integrated support bracket
- Precise adjustment of the flame with the fine adjustment valve
- Exchangeable torch burners in case of repair is needed

Model	g	No.
ROFIRE® 1.800 °C Set (torch, Multigas 300)	810	35428
ROFIRE® handle	240	35506



ROFIRE® PIEZO

CLASSIC soft soldering unit up to Ø 22 mm

Powerful soldering unit for CU-brazing joints up to Ø 15 mm and soft soldering up to Ø 22 mm



APPLICATION AREA

Coupling: 7/16" EU
Brazing: up to Ø 15 mm
Soft Soldering: up to Ø 22 mm



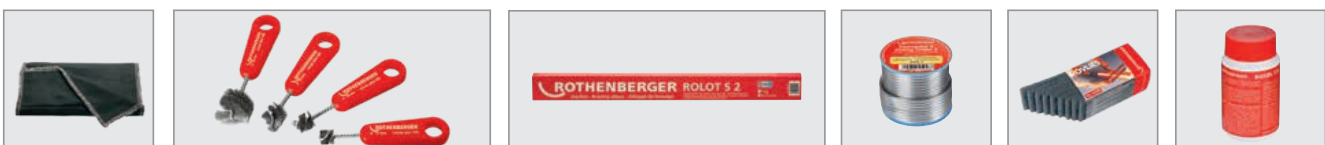
KEY FEATURES

- Piezo Ignition
- Precise adjustment of the flame
- Torch head with integrated support bracket
- Exchangeable torch burners in case of repair is needed

Model	g	No.
ROFIRE® PIEZO set (torch, Multigas 300)	820	35429
ROFIRE® PIEZO handle	250	35556



ACCESSORIES



Model		Model	
Welding blanket	173	Fitting Solder	175
Internal brush for copper pipe	173	ROVLIES®	173
Solder	177 - 179	Soft-soldering paste ROSOL	175

Bonding

Cartridge Brazing

MAPP^{®1} Gas

Special gas mix for high-performance soldering work

Flame temperatures up to 2,700 °C and 35 % faster than propane



Product Profile

KEY FEATURES

- Extremely high flame temperature, utmost burning performance and guaranteed short working times
- Guaranteed constant top torch performance

KEY FEATURES

- Increased user safety through the sandwich valves and aluminium mono-block cylinder
- Longer periods of use

Contains no BUTADIEN

Poses no health risks

ROTHENBERGER MAPP^{®1} Gas is produced in ultra-modern filling plants and processor-controlled batching systems

Guaranteed constant top torch performance

Special gas mixture with outstanding flame characteristics

Extreme flame temperatures, utmost torch performance and guaranteed short working times

7/16" Sandwich valve

Increased safety



Less weight compared to conventional steel cylinders (228g empty)

Easy to use

MAPP^{®1} Alu-Mono-block-Gas cartridge

Burns approx. 1/3 longer than propane

Up to 2.5 hours of use



Fig. MAPP^{®1} Gas

Packaging Profile

Model	Content			No.
MAPP ^{®1} - gas cartridge	750 ml	12 / 360	035551-A	
Languages: DE, GB, FR, ES, IT, PT				
MAPP ^{®1} - Gas cartridge	750 ml	12 / 360	035551-B	
Languages: DK, NL, SE, FI, FR, RUS				
MAPP ^{®1} - Gas cartridge	750 ml	12 / 360	035551-C	
Languages: CZ, PL, HU, BG, TR, RO				

Torches can be found starting on 148

Model	MAPP ^{®1} Gas
No.	035551-A
EAN Code	4004625355510 (A)
Product size (mm) (W x H)	80 x 235
Contents (ml)	750
Weight (g)	415
Unit per PU	12
PU per layer / palette	8
Layer per palette	3
Units per palette	288
Number of palettes per truckload	60
Units per truckload	17,280
Palette weight (kg)	241
Palette size (mm) (L x W x H)	800 x 1,200 x 1,000
Carton size (mm) (L x W x H)	320 x 295 x 250

Cartridge Brazing/-Soft Soldering

Maxigas 400

High-performance welding, cutting and brazing gas for flame temperatures up to 2,200 °C. Gas cartridge with 7/16" EU coupling thread



Model No.	Maxigas 400 035570-A/-B
EAN Code	4004625355701 (A)
Product size (mm) (W x H)	65 x 260
Content (ml)	600
Weight (g)	352
Unit per PU	24
PU per layer / palette	9
Layer per palette	3
Units per palette	648
Number of palettes per truckload	60
Units per truckload	38,880
Palette weight (kg)	195
Palette size (mm) (L x W x H)	800 x 1,200 x 1,000
Carton size (mm) (L x W x H)	405 x 272 x 264

Multigas 300

Propane / butane gas mixture for flame temperatures up to 1,900 °C. Gas cartridge with 7/16" EU coupling thread



Model No.	Multigas 300 035510-A/-B
EAN Code	4004625355107 (A)
Product size (mm) (W x H)	65 x 260
Content (ml)	600
Weight (g)	338
Unit per PU	24
PU per layer / palette	9
Layer per palette	3
Units per palette	648
Number of palettes per truckload	60
Units per truckload	38,880
Palette weight (kg)	191
Palette size (mm) (L x W x H)	800 x 1,200 x 1,000
Carton size (mm) (L x W x H)	405 x 272 x 264

Multigas 110

Gas cartridges for flame temperatures up to 2,100 °C, suitable for MULTI MOBILE soft soldering unit. The special construction allows 360°-overhead operation. With EU-coupling 7/16"



Model No.	Multigas 110 150000459
EAN Code	4004625378977
Product size (mm) (W x H)	45 x 150
Content (ml)	110
Weight (g)	60
Unit per PU	12
PU per layer / palette	30
Layer per palette	5
Units per palette	1800
Number of palettes per truckload	60
Units per truckload	108,000
Palette weight (kg)	198
Palette size (mm) (L x W x H)	800 x 1,200 x 1,000
Carton size (mm) (L x W x H)	185 x 140 x 160

Supergas C 200 TSS

Pierceable butane cartridge with propane contents, also for working at low temperatures. Manufactured according to EN 417:2012, with integrated Top Safe System (TSS). This system prevents uncontrolled gas leakage when accidentally disconnecting it from the device.



Model No.	C 200 TSS 035901-A/-B
EAN Code	4004625390627 (A)
Product size (mm) (W x H)	90 x 95
Content (ml)	330
Weight (g)	190
Unit per PU	36
PU per layer / palette	9
Layer per palette	3
Units per palette	972
Number of palettes per truckload	60
Units per truckload	58,320
Palette weight (kg)	350
Palette size (mm) (L x W x H)	800 x 1,200 x 1,180
Carton size (mm) (L x W x H)	360 x 275 x 280

Bonding

Cylinder Brazing

AIRPROP®

Propane high-performance torches for brazing up to Ø 22 mm and soft soldering up to Ø 54 mm

For brazing and soft soldering of copper and steel pipes up to 2,000 °C without oxygen, as well as warming up, shrinking and flame cleaning



Product Profile

KEY FEATURES

- Bundled, concentrated and hot flame with the built-in gas turbine in brazing torch
- Absolutely gas-tight with the optimised valve technology
- Gas-saving operation with the smooth-running economy valve
- Fast burner exchange without tools

TECHNICAL DATA

Self-induced air: Turbine and combustion chamber
Torch: Surface treated, chromed brass
Hose coupling: G 3/8" LH

7

Built-in gas turbine in brazing burner

Bundled, concentrated and hot flame

Smooth-turning economy valve

Gas-saving operation

Optimised valve technology

Absolutely gas tight

Shut-off valve

Prevents uncontrolled gas escape

Absolutely gas-tight connection thank to dual O-ring technology

Fast burner exchange without tools



No. 31092

Sets include: Safety handle with push-in coupling (No. 211121116), brazing burner with push-in nipple Ø 14 mm (No. 221131416) / Ø 16 mm (No. 221131616) / Ø 19 mm (No. 221131916), 2.5 m propane hose with 3/8" LH coupling (No. 32201), safety igniter (No. 32077), replacement flints (No. 32088), open-ended spanner (No. 32073), steel case (No. 31005)

Model	kg	No.
AIRPROP® Brazing set without propane regulator	2.8	31092
AIRPROP® Brazing set with propane regulator as in set (No. 31092), but with regulator (No. 32081) (W 21.8 LH – G 3/8 LH)	3.1	31091
Flame cleaning torch 20/50 mm	0.2	30922



Threaded coupling M14 x 1

Push-in nipple

AIRPROP® brazing burner with threaded coupling

Ø mm	L mm	g/h 2 bar	kWh – kcal – BTU	g	No.
14 mm	140	125	1.60 – 1,375 – 5,465	95	30913
16 mm	145	180	2.30 – 3,300 – 7,885	100	30914
19 mm	170	300	3.84 – 3,300 – 13,115	130	30915
22 mm	171	400	5.12 – 4,400 – 26,195	145	30916

AIRPROP® brazing burner with push-in nipple coupling

Ø mm	L mm	g/h 2 bar	kWh – kcal – BTU	g	No.
14 mm	140	125	1.60 – 1,375 – 5,465	95	221131416
16 mm	145	180	2.30 – 3,300 – 7,885	100	221131616
19 mm	170	300	3.84 – 3,300 – 13,115	130	221131916
22 mm	171	400	5.12 – 4,400 – 26,195	145	221132216

Bonding Cylinder Brazing

TURBOPROP

Propane high-performance torch for brazing up to $\varnothing 28$ mm and soft soldering $\varnothing 54$ mm

For brazing and soft soldering of copper and steel pipes up to $2,200^{\circ}\text{C}$ without oxygen, as well as for warming up, shrinking and flame cleaning



Product Profile	
KEY FEATURES	
●	High flame temperature due to turbine with increased oxygen self-induced air and 4- to 5-fold flame chamber
●	Fast burner exchange without tools
●	Gas-saving operation with the smooth-running economy valve
●	Shut-off valve prevents uncontrolled gas escape

TECHNICAL DATA	
Self-induced air:	Turbine and combustion chamber
Torch:	Surface treated, chromed brass
Hose coupling:	G 3/8" LH

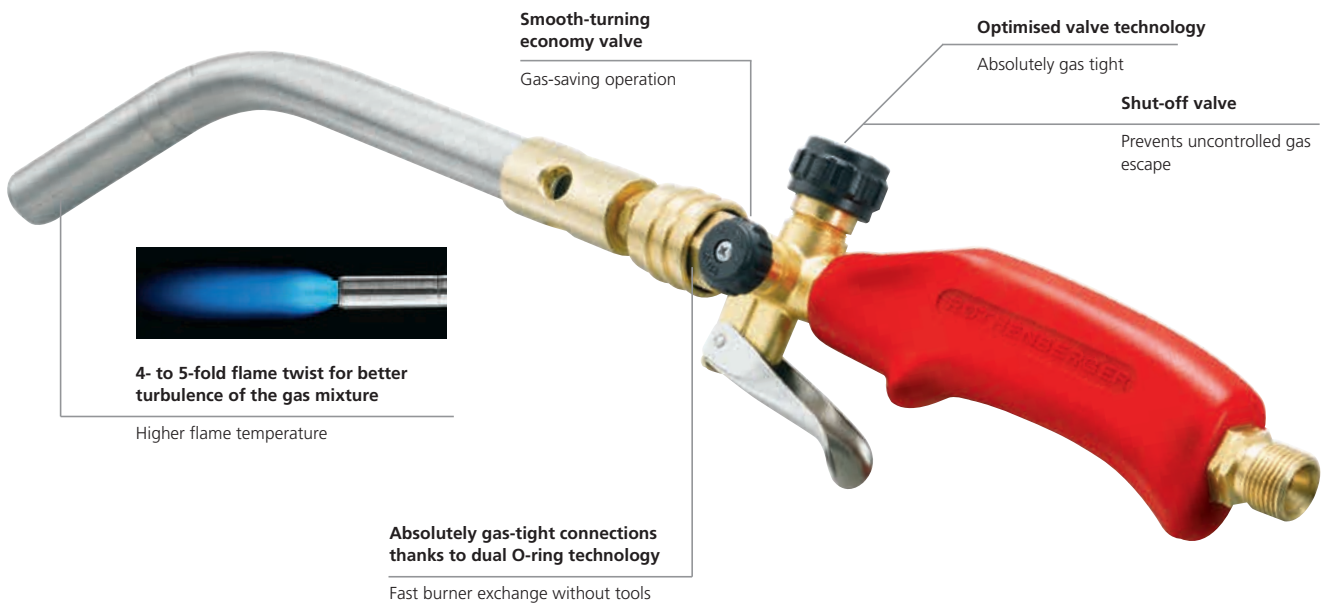


Fig. TURBOPROP burner with push-in nipple

Sets include: Safety handle with push-in coupling (No. 211121116), brazing burner with push-in nipple $\varnothing 12$ mm (No. 31032) / $\varnothing 15$ mm (No. 221031500) / $\varnothing 18$ mm (No. 221031800), 2.5 m propane hose with 3/8" LH coupling (No. 32201), safety igniter (No. 32077), replacement flints (No. 32088), open-ended spanner (No. 32073), steel case (No. 31005)



No. 31090

Model	kg	No.
TURBOPROP set without propane regulator	2.8	31090
TURBOPROP Set set with propane regulator as in set (No. 31090), but with regulator (No. 32081E) (W 21.8 LH – G 3/8 LH)	3.1	31094
TURBOPROP set with propane regulator as in set (No. 31090), but with regulator (No. 32083) (POL 7/8 LH – G 3/8 LH)	3.1	31037

TURBOPROP brazing burner with push-in nipple coupling

\varnothing mm	L mm	g/h 2 bar	kWh – kcal – BTU	g	No.
10 mm	165	70	1.89 – 770 – 3,050	70	31031
12 mm	175	110	1.41 – 1,210 – 4,815	90	31032
15 mm	195	180	2.30 – 1,980 – 7,855	110	221031500
18 mm	230	240	3.07 – 2,640 – 10,485	160	221031800

Bonding

Cartridge Soft Soldering

MULTI MOBILE Set

A mobile cartridge soft soldering tool for professional applications in sheet metal work and for soldering tin and lead

Professional soft soldering with maximum mobility and safety!

Product Profile

KEY FEATURES

- Ideal for mobile construction sites and service calls
- Titanium combustion chamber and light aluminium hand grip
- No flare-up effect thanks to special Multigas 110 gas cartridge
- Usable in any position (360°) with a constantly stable flame
- Special wind stability due to the combustion chamber's protective design
- Piezo ignition and exact adjustment with a fine regulator valve
- For sheet metal work such as roof gutters, panels and roof edges, -ventilation shafts, etc.
- Robust metal case for safe transport

TECHNICAL DATA

Copper piece temperature:	600 °C
Heat effect:	945 W
Ignition:	Piezo
Consumption:	75 g/h at 2 bar
Handle diameter:	50 mm
Weight incl. copper piece and cartridge:	890 g

7

Wind-stable titanium combustion chamber

Soldering without an open flame

High performance Piezo ignition

Reliable up to 20,000 ignitions

Ergonomic handle

Light and stable thanks to high quality aluminum

Replaceable copper pieces

2 screw-on copper pieces for many applications

Fine regulator valve with shut-off function

Precise adjustment of the protected flame

Integrated support rack

Safe placement of the soldering device

Professional soft soldering with high mobility and safety



Fig. MULTI MOBILE Set

Set (No. 100000390) includes: MULTI MOBILE soft-soldering cartridge tool incl. hammer shaped copper piece 250g (No. 100000514), 2 Multigas 110 gas cartridge (No. 1500000459), 2 nozzles (No. 1500000461), steel case (No. 1500000460)

Model	g	No.
Copper piece, hammer shape	250	100000514
Copper piece, pointed shape	245	100000512

Model		No.
MULTI MOBILE Set		100000390
Multigas 110 gas cartridge	12	1500000459

MULTI 300 Propane Soft Soldering Kit

For soft soldering of copper pipes, for tin and lead soldering, for tinning, warming up, flame cleaning, etc.



Product Profile

KEY FEATURES

- For all types of fine soldering in the areas of electronics and telecommunications
- For working with lead (gutters, laminations and roof edging, ventilation shafts, etc.)
- Propane handle with heat insulated wooden grip
- Rotatable air / rotary valve for the adjustment of an especially fine flame
- Rotatable hose coupling M10 x 1 LH

TECHNICAL DATA

- With longer ball spindle and dual spring control
- Favourable working pressure with 1.5 bar



No. 35488

Fig. similar




Fig. similar

3-part set (No. 35486) includes: Soft soldering iron copper head with 350 g flat (No. 520849), 2 m propane hose (No. 30927), small propane cylinder 0.425 kg with hook (No. 33079)

13-part set (No. 35488) includes: Soft soldering iron with copper head 350 g flat (No. 520849), soft soldering torch Ø 17 mm (No. 520856) / Ø 20 mm (No. 520857), wide torch 45 mm (No. 520845), propane regulator 0-6 bar (No. 242206000), 2 m propane hose (No. 30927), small propane cylinder 0.425 kg with hook (No. 33079), refilling adaptor (No. 32207), torch spanner (No. 35530), open-ended spanner (No. 32073), safety igniter (No. 32077), replacement flints (No. 32088), steel case (No. 35487)

Model	kg	No.
MULTI 300 / Set A without propane regulator	4.1	35486
MULTI 300 / Set A with propane regulator (No. 242206000)	4.3	35489
MULTI 300 / Set B	9	35488

ACCESSORIES




Model	g	No.	Model	g	No.
Soft soldering iron with handle, iron torch,	940	520849	Copper Head 250 g flat	270	32098
Iron Holder, wind protector, copper head flat 350 g			Copper Head 250 g pointed	270	32099
Handle with hose coupling M 10 x 1 L	300	520850	Copper Head 350 g flat	370	32075
Iron Burner with coupling M 15 x 1	70	520865	Soft soldering torch size 5, Ø 17 mm, M 15 x 1	70	520856
Iron Holder with foot	100	520866	Soft soldering burner size 7, Ø 20 mm, M 15 x 1	120	520857
Wind protector	100	520867	Steel case	3,390	35487
Safety igniter	60	32077	Replacement flints, tin with 5 pieces	15	32088

Bonding

Cylinder Soft Soldering

ROOFING-Set

Propane surface-heating torch with Ø 63 mm high-performance burner



Product Profile

APPLICATION AREA

Ideal for roofing and asphalt work and for bonding of bituminous sheeting, large-scale burning of weeds, defrosting, insulation, shrinking, drying and warming up.

KEY FEATURES

- Large working range with 5 m propane hose
- Efficient use even in adverse weather conditions with the flame stabiliser
- High-performance burner with flame stabiliser chrome plated with a reinforced edge
- Burner support


TECHNICAL DATA

600 mm burner tube
Burner support



Ø 63 mm

Burner support included!



5 m Propane hose

Large working range

600 mm burner tube with support and 5.0 m propane hose

Ideal for roofing and asphalt work



5-part set (No. 30954) includes: Propane handle (No. 21511216), 63 mm high-performance torch (No. 223216300), 600 mm torch pipe (No. 236010000), 5.0 m propane hose (No. 32203), torch support (No. 252010000)

Model	g	No.
ROOFING-Set	1,920	30954
ROOFING-Set (as 30954, with Piezo ignition)	1,960	030955X
ROOFING-Set (as 30954, with pressure regulator 30925)	2,300	30957
Burner support	60	252010000

Extensions

Special tube, chrome plated, angled 40°, inlet M 14 x 1, outlet M 20 x 1



L mm	g	No.	L mm	g	No.
100	90	231010000	350	190	233510000
200	120	232010000	600	290	236010000

Surface-Heating Burner Heads

High-efficiency burner heads with flame stabilisers, made of special chrome plated steel, reinforced edge. For warming up, shrinking, insulating, hardening, general repair work, etc.
Threaded M 20 x 1 coupling



mm	L mm	g/h	kWh – kcal – BTU	g	No.
45	102	2500	32.00 – 27,500 – 109,280	240	223090616
51	112	3800	48.60 – 41,800 – 165,970	270	223090716
63	138	6700	85.70 – 73,700 – 292,670	440	223090916
closed					
45	102	2500	32.00 – 27,500 – 109,280	240	223214500
51	112	3800	48.60 – 41,800 – 165,970	270	223215100
57	126	5500	70.35 – 60,500 – 240,257	350	223215700
63	138	6700	85.70 – 73,700 – 292,670	440	223216300

ACCESSORIES Cylinder Brazing/-Soft Soldering

Safety Propane Handles

With economy, regulating and shut-off valves, hose coupling G 3/8" LH

Model		g	No.
Safety Propane handle with push-in coupling	350	211121116	
Safety Propane handle with M 14x1 coupling	290	211111116	
Repair kit with shut-off valve, complete	10	30101	
Repair kit with regulating valve, complete	10	30102	



Propane Regulators

Brass, for 0.5 kg, 5 kg and 11 kg cylinders

Inlet	Outlet	Working pressure Bar	Performance kg/h	g	No.
W 21.8x1/14" LH	G 3/8" LH	0.5 - 4.0	8	240	32081
G 3/8" LH	G 3/8" LH	0 - 6	8	200	242206000
W 21.8x1/14" LH	G 3/8" LH	4	8	230	30925



Propane Hoses

Top quality, with strong inlay, durable and flexible, mounted with sleeves and nuts, up to 20 bar pressure (2 MPa)

L m	Inlet	Outlet	Standard	Interior-Ø mm	Wall thickness	g	No.
2	G 3/8" LH	M 10 x 1 LH	ISO 3821	4.0 x 3.5	310	30927	
2.5	G 3/8" LH	G 3/8" LH	ISO 3821	4.0 x 3.5	350	32201	
5	G 3/8" LH	G 3/8" LH	ISO 3821	4.0 x 3.5	730	33310	
10	G 3/8" LH	G 3/8" LH	EN 1327	5.0 x 3.5	1,650	32223	



Propane Hose Failure Protection

Nominal pressure 1.5 - 4 bar, brass, DIN / DVGW tested. Automatic interruption of gas supply if hose is damaged or loosened, push-button for resetting after interruption


Inlet	Outlet	Performance kg/h	g	No.
G 3/8" LH	G 3/8" LH	10	130	35925



Refilling Adaptor

For refilling 0.425 kg propane cylinders from 3kg, 5 kg or 11 kg propane cylinders, brass with guide pin

Inlet	Outlet	g	No.
W 21.8 x 1/14" LH	G 3/8" LH	160	32207



Propane Steel Cylinder

With cylinder valve, TÜV tested, according to TRG

Model	Outlet	Content	kg	No.
Small cylinder 0.425 kg, with foot G 3/8" LH empty		2.75	33079	
Protective collar for 33079			35636	



Bonding

Electric Soft Soldering

ROThERM 2000

Electric soft soldering unit up to Ø 54 mm / 2.1/8"



Product Profile

APPLICATION AREA

For simple, safe and time-saving soft soldering without a flame. Particularly suitable for repair and modification work in surroundings or rooms with a fire hazard, as well as in building refurbishment.

Soft Soldering of copper pipes: Ø 6 - 54 mm, 1/4 - 2.1/8"

KEY FEATURES

- Soldering without open flame
- Large working radius, also when working under ceilings
- Comfortable transport and convenient use
- High performance, short soldering times
- Thermal overload protection turns device off automatically

KEY FEATURES

- Handle shell will not overheat
- No purchasing or handling of gas cylinders necessary
- Equivalent with transport terms
- Connection on every 230 V outlet, 2 m connection cable
- Fast return on investment
- Power control lamp (red) and operating control lamp (green), equipment fuse accessible from outside

TECHNICAL DATA

Power:	2,000 watts
Soldergun cable:	4 m
Dimensions (L x W x H):	260 x 190 x 200 mm
Weight:	10.5 kg

Soldering without open flame!

7 **Generously dimensioned stainless steel cooling ribs**


No overheating of the handle shells

Thermal overload protection

Automatic device shut-off

2000 W

High performance, short soldering times



Soldering without open flame

No risk of fire from flammable wall or floor covering, or from plastic parts, etc

Highly flexible, extra long 4 m solder gun cable

Large working radius, also when working under ceilings

Compact design

Comfortable transport and convenient use

ROTHERM 2000 Soft Soldering Set

Electric soft soldering unit up to Ø 54 mm / 2.1/8"

Set (No. 36702) includes: ROTHERM 2000 soft soldering unit 230 V (No. 36700), ROSOL 3 fittings soldering paste No. 45225, fitting solder 3 (No. 45255), ROVLIES® (No. 45268), Cu. Internal brushes 10 mm (No. 854180) / 12 mm (No. 854181) / 15 mm (No. 854183) / 18 mm (No. 854185) / 22 mm (No. 854186), steel case (No. 36715)

Particularly suitable for repair and modification work in surroundings or rooms with a fire hazard, as well as in building refurbishment!



Warming up of the soldering joint without open flame



Rod electrodes for working near to the wall or between parallel running pipes with narrow gaps (can be ordered separately)



Flat electrode



Simple replacement of electrodes and electrode holders



Model	kg	230 V 50/60 Hz
ROTHERM 2000 Soft soldering set	17.8	36702
ROTHERM 2000 Soft soldering unit	13.6	36700
Steel case	3.5	36715

ACCESSORIES



Model	No.	Model	
Flat electrode (pair)	36721	ROVLIES®	173
Flat electrode with holder (pair)	36711	Solder Flux	168
Rod electrodes (pair)	36720	Solders	175
Rod electrodes with holder (pair)	36710	Internal brush for copper pipe	173

Bonding

Gas-Welding

ALLGAS 2000 Set

Mobile soldering and welding torch

Ideal mobile soldering and welding torch for plumbers, HVAC fitters, refrigeration technicians, automotive workshops and tinsmiths



Product Profile

APPLICATION AREA

Soldering range:	up to 2.5 mm material thickness
Welding range:	0.2 - 5 mm
Suitable for use with:	Acetylene and oxygen Propane and oxygen CNG and oxygen Town gas and oxygen

Product Profile

KEY FEATURES

- For use with all conventional gases and cylinder oxygen
- Practically complete emptying of gas cylinders (money-saving)
- Super compact for working in confined spaces
- Efficient and economical professional use

Low gas pressure of only 0.2 bar

Practically complete emptying of gas cylinders (money saving) for use with all conventional gases and cylinder oxygen

Small, very light handle (280 g)

Super compact for working in confined spaces


Universal soldering and welding torch

For use with all conventional gases and cylinder oxygen

Flexible pipe welding attachments



Safe and quick flame positioning



Dispersion burners for warming up



Economical


Efficient and economical professional use

20-part set (No. 35300) includes: Handle (No. 35303), mixing burners with union nut (No. 35304), 5 welding tips 0.2 mm (No. 35305) / 1 - 2 mm (No. 35306) / 2 - 3 mm (No. 35307) / 3 - 4 mm (No. 35308) / 4 - 5.0 mm (No. 35309), pipe welding tips, size 1 (No. 35313) / size 2 (No. 35314), coupling nut size 14 (No. 35315), dispersion burners (No. 35311), 2.5 m dual-hose package (No. 35221), open-ended spanner size 14 x 19 mm (No. 32073), welding tip holder / spanner (No. 35312), safety igniter (No. 32077), replacement flints (No. 32088), steel case (No. 35319)

Model	Coupling oxygen	Coupling fuel gas	g	No.
ALLGAS 2000 Set (acetylene)			3,100	35300
Handle ALLGAS 2000	G 1/4" RH	G 3/8" LH	280	35303
Mixing burners with union nut			40	35304

Welding tips, Welding attachments

Model	Welding range mm	g	No.
Welding tip size 1	0.2 - 1.0	10	35305
Welding tip size 2	1.0 - 2.0	10	35306
Welding tip size 3	2.0 - 3.0	10	35307
Welding tip size 4	3.0 - 4.0	10	35308
Welding tip size 5	4.0 - 5.0	10	35309
Dispersion burners for warming up		20	35311
Welding tip holder, can be used as a spanner		20	35312
Flexible welding tip size 1	2.0 - 3.0	40	35313
Flexible welding tip size 2	4.0 - 5.0	40	35314
Coupling / union nut, size 14		10	35315



ALLGAS 2000 Set

ALLGAS 2000 PS 0.5 / 2 Compact

Portable brazing equipment with carrying frame

For brazing iron, steel, sheet steel, pipes and non-ferrous metals



Product Profile

KEY FEATURES

- Secure transport in closed supporting frame
- Portable, light brazing equipment
- Ideal for mobile building-site and repair use
- Small propane cylinders can be refilled

TECHNICAL DATA

Gas:	Propane and oxygen
Flame temperature:	2,850 °C
Working temperature:	1,150 °C

**With safety devices
to prevent flashbacks**

24-part set (No. 35655) includes: Handle Allgas 2000 (No. 35303), 2.5 m propane hose (No. 32201), 2.5 m oxygen hose (No. 35210), propane regulator adjustable 0 - 6 bar (No. 242206000), oxygen pressure reducer 10 bar (No. 35634), mixing burners with union nut (No. 35304), welding tips 0.2-1 mm (No. 35305) / 1 - 2 mm (No. 35306) / 2 - 3 mm (No. 35307) / 3 - 4 mm (No. 35308) / 4 - 5 mm (No. 35309), flexible welding tip size 1 (No. 35313) / size 2 (No. 35314), dispersion burners (No. 35311), welding tip holder / spanner (No. 35312), multi-size spanner (No. 35738), safety igniter (No. 32077), replacement flints (No. 32088), nylon safety goggles (No. 540620), small propane cylinder 0.425 kg, empty (No. 33079), steel oxygen cylinder 2.0 l, full (No. 35635), oxygen safety device (No. 1000000633), fuel gas safety device (No. 1000000631), carrying frame (No. 35629)

Model	kg	No.
ALLGAS 2000 PS 0.5 / 2 Set	21.4	35655
Carrying frame without accessories	10.3	35629

Further accessories can be found on 170

Carrying comfort



The bottle colours shown are without obligation!
Fig. similar

ALLGAS 2000 Welding Tips

For brazing iron, steel, sheet steel, pipes and non-ferrous metals



Welding Tips, thread M8 X 1



Model	Welding range mm	g	No.
Welding tip size 1	0.2 - 1.0	10	35305
Welding tip size 2	1.0 - 2.0	10	35306
Welding tip size 3	2.0 - 3.0	10	35307
Welding tip size 4	3.0 - 4.0	10	35308
Welding tip size 5	4.0 - 5.0	10	35309
Dispersion burners for warming up		20	35311
Welding tip holder, can be used as a spanner		20	35312



No. 35311



No. 35312

Flexible Pipe Welding Attachments

Model	Welding range mm	g	No.
Flexible welding tip size 1	2.0 - 3.0	40	35313
Flexible welding tip size 2	4.0 - 5.0	40	35314
Coupling / union nut, size 14		10	35315



Bonding

Gas-Welding

ALLGAS Mobile Pro

Mobile brazing equipment with safety devices

For brazing of iron, steel, sheet steel, pipes and non-ferrous metals



Product Profile

KEY FEATURES

- Mobile brazing set with a total weight lower than 6 kg incl. cartridges
- High quality safety devices for both gas hoses to prevent flashbacks
- MAPP®-gas pressure regulator with an adjustable range of 0 - 2 bar for a constant, low consumption and an efficient flame adjustment

TECHNICAL DATA

Gas: MAPP®-gas with oxygen
Flame temperature: over 3,100 °C
Working temperature: 1,300 °C

Accessories included in the set



High quality safety devices

Reliable prevention of gas returns and flashbacks

Pressure reducer 0 - 2 bar

Constant, low consumption and efficient flame adjustment

Total weight < 6 kg

High mobility on construction site

High quality rubber hoses


20 bar, EN ISO 3821 certified, length: 2.5 m

MAPP®¹⁾ and oxygen

Flame temperature above 3,100 °C

Welding and brazing torch

Including 5 interchangeable burners and a bendable attachment for a material thickness up to 5 mm



Model	kg	No.
ALLGAS Mobile Pro 1" US, w/o cartridges	3.86	1000000529
ALLGAS Mobile Pro 1" US, incl. cartridges	5.95	1000000743
ALLGAS Mobile Pro 7/16" EU, w/o cartridges	3.86	1000000642
ALLGAS Mobile Pro 7/16" EU, incl. cartridges	5.70	1000000558
MAPP® ¹⁾ Gas 1" US, 750 ml	0.67	35698
MAPP® ¹⁾ Gas 7/16" EU, 750 ml	0.67	035551-A
Oxygen, 110 bar	1.33	35750

Model	kg	No.
Pressure regulator 1" US f. MAPP® ¹⁾ / LPG	0.38	1000000620
Pressure regulator 7/16" EU f. MAPP® ¹⁾ / LPG	0.35	1000000627
Pressure regulator M10 x 1 f. Oxygen	0.35	1000000629

ALLGAS 2000 PS 0.5 / 2 Basic

Portable fitter's brazing equipment

For brazing iron, steel, sheet steel, pipes and non-ferrous metals



KEY FEATURES

- Compact and handy construction for mobile building-site and repair use
- Job compatible combination, assembled and ready to use



The bottle colours shown are without obligation!
Fig. Similar

Space saving storage
in service vehicles!



18-part set (No. 35651) includes: Handle Allgas 2000 (No. 35303), 2.5 m propane hose (No. 32201), 2.5 m oxygen hose (No. 35210), propane regulator adjustable 0 - 6 bar (No. 242206000), oxygen pressure reducer 10 bar (No. 35634), mixing burners with union nut (No. 35304), welding tips 0.2 - 1 mm (No. 35305) / 1 - 2 mm (No. 35306) / 2 - 3 mm (No. 35307) / 3 - 4 mm (No. 35308) / 4 - 5 mm (No. 35309), welding tip holder / spanner (No. 35312) multi-size spanner (No. 35738), safety igniter (No. 32077), replacement flints (No. 32088), steel oxygen cylinder 2.0 l, filled (No. 35635), propane cylinder 0.5 kg (empty) (No. 33079), Allgas stand (No. 35628

Model	kg	No.
ALLGAS 2000 PS 0.5 / 2 Set	14.4	35651
Further accessories can be found on 170		

ROXY 400 L

Standard gas-welding equipment for flame temperatures up to 3,100 °C

For brazing iron, steel, sheet steel, pipes and non-ferrous metals



Space saving storage
in service vehicles!



The bottle colours shown are without obligation!



20-part set (No. 035780X) includes: Handle with fine regulating valve (No. 35580), Maxigas 400 (No. 035570-A), oxygen cylinder 2.0 L (No. 35635), fine regulating valve (No. 263003700), oxygen pressure reducer according to DIN 0-315 / 200 bar 0-16 / 10 bar (No. 35634), hose set (3 m without handle (No. 35785), oxygen blowback protection (No. 1000000633), gas blowback protection (No. 35691), mixing burners with union nut (No. 35587), high-performance tips 1.5 mm (No. 263005600) / 2.0 mm (No. 263005400), micro-tips 0.3 mm (No. 35712) / 0.5 mm (No. 35696) / 0.7 mm (No. 35713), micro-tip adaptor (No. 35585), welding goggles A5 (No. 35621), safety igniter (No. 32077), multi-size spanner (No. 35738) carrying frame (No. 35727)

Model	kg	No.
ROXY 400 L, 3.100 °C, complete	10.80	035780X
ROXY 400 L without Oxygen	6.0	35782
Welding-handle f. ROXY, M14x1	0.12	35580
ROXY dual hose set 3 m	0.95	35785
Micro-tip adaptor- ROXY Serie	0.01	35585
Micro-tip - ROXY Serie - 0.3 mm	0.01	35712
Micro-tip - ROXY Serie - 0.4 mm	0.01	35695
Micro-tip - ROXY Serie - 0.5 mm	0.02	35696
Micro-tip - ROXY Serie - 0.6 mm	0.02	35697
Micro-tip - ROXY Serie - 0.7 mm	0.02	35713
High-performance tip 0.7 mm for 263005500	0.06	263005800
High-performance tip 1.2 mm for 263005500	0.04	263005700
High-performance tip 1.5 mm for 263005500	0.04	263005600
High-performance tip 2.0 mm for 263005500	0.04	263005400

Bonding

Three-Gas Welding

RE 17 Three-gas System AMS 5/5

Assembly, welding, cutting and brazing system
Welding range: 0.5 - 14 mm, Cutting range: 12 - 50 mm



Including gas cylinders and dual-telescoping transport trolley!

The bottle colours shown are without obligation!

27-piece set (No. 35400) includes: Handle with coupling nut (No. 35324), welding attachments 0.5 - 1 mm (No. 35325) / 1 - 2 mm (No. 35326) / 2 - 4 mm (No. 35327) / 4 - 6 mm (No. 35328) / 6 - 9 mm (No. 35329) / 9 - 14 mm (No. 35334), wing-lever cutting attachment (No. 35338), cutting tips 12 - 25 mm (No. 35341) / 25 - 50 mm (No. 35344), heating burners 12-100 mm (No. 35339), 5m dual hose set A/O (No. 35222), acetylene pressure reducer 1.5 bar (No. 35794), oxygen pressure reducer 10 bar (No. 35634), 2 each - protective rubber caps, red (No. 511428) / blue (No. 511427), 10 piece burners cleaning set (No. 510105), torch spanner (No. 510106), safety igniter (No. 32077), replacement flints (No. 32088), acetylene cylinder 5 l (filled) (No. 35178), oxygen cylinder 5 l (filled) (No. 35188), Maxigas 400 (No. 035570-A), gas regulating valve Maxigas (No. 1300003161), hose adaptor Maxigas (No. 35491), steel case (No. 35800), dual-telescoping transport trolley (No. 35354),

Model	kg	No.
RE 17 Three-gas System AMS 5/5	50	35400

RE 17 Three-gas System AMS 5 and 10

Assembly, welding, cutting and brazing system
Welding range: 0.5 - 14 mm, Cutting range: 12 - 50 mm



7



Including dual-telescoping transport trolley!

25-part set (No. 35403) includes: Handle with coupling nut (No. 35324), welding attachments 0.5 - 1 mm (No. 35325) / 1 - 2 mm (No. 35326) / 2 - 4 mm (No. 35327) / 4 - 6 mm (No. 35328) / 6 - 9 mm (No. 35329) / 9 - 14 mm (No. 35334), wing-lever cutting attachment (No. 35338), cutting tips 12 - 25 mm (No. 35341) / 25 - 50 mm (No. 35344), heating burners 12 - 100 mm (No. 35339), 5 m dual-hose package A / S (No. 35222), acetylene pressure reducer 1.5 bar (No. 35794), oxygen pressure reducer 10 bar (No. 35634), 2 each - protective rubber caps, red (No. 511428) / blue (No. 511427), 10 piece burners cleaning set (No. 510105), torch spanner (No. 510106), safety igniter (No. 32077), replacement flints (No. 32088), gas regulating valve Maxigas (No. 1300003161), hose adaptor Maxigas (No. 35491), steel case (No. 35800), dual-telescoping transport trolley (No. 35354)

Model	kg	No.
RE 17 Three-gas System AMS 5 + 10	23	35403

RE 17 Three-gas System AMS 10/100

Assembly, welding, cutting and brazing system
Welding range: 0.5 - 14 mm, Cutting range: 12 - 50 mm



Including gas cylinders and dual-telescoping transport trolley!

27-part set (No. 35401) includes: Handle with coupling nut (No. 35324), welding attachments 0.5 - 1 mm (No. 35325) / 1 - 2 mm (No. 35326) / 2 - 4 mm (No. 35327) / 4 - 6 mm (No. 35328) / 6 - 9 mm (No. 35329) / 9 - 14 mm (No. 35334), wing-lever cutting attachment (No. 35338), cutting tips 12 - 25 mm (No. 35341) / 25 - 50 mm (No. 35344), heating burners 12 - 100 mm (No. 35339), 5 m dual-hose package A / S (No. 35222), acetylene pressure reducer 1.5 bar (No. 35794), oxygen pressure reducer 10 bar (No. 35634), 2 each - protective rubber caps, red (No. 511428) / blue (No. 511427), 10 piece burners cleaning set (No. 510105), torch spanner (No. 510106), safety igniter (No. 32077), replacement flints (No. 32088), acetylene cylinder 10 l (filled) (No. 35179), oxygen cylinder 10 l (filled) (No. 35189), Maxigas 400 (No. 035570-A), gas regulating valve Maxigas (No. 1300003161), hose adaptor Maxigas (No. 35491), steel case (No. 35800), dual-telescoping transport trolley (No. 35354)

Model	kg	No.
RE 17 Three-gas System AMS 10/10	66	35401
RE 17 as in 35401, cutting range 3.0 - 25 mm	65	35798

The bottle colours shown are without obligation!



RE 17 UNIVERSAL Pipe Welding Set

For welding, cutting, brazing and warming up
Welding range: 0.5 - 14 mm, Cutting range: 12 - 100 mm

Set (No. 35479) includes: Handle with coupling nut (No. 35324), welding attachments 2 - 4 mm (No. 35327) / 4 - 6 mm (No. 35328) / 6 - 9 mm (No. 35329), flexible pipe-welding tips 2 - 4 mm (No. 35347) / 4 - 6 mm (No. 35348), wing-lever cutting attachment (No. 35338), cutting tip 12 - 25 mm (No. 35341), heating burners 12 - 100 mm (No. 35339), nozzle cleaning set, 10 piece (No. 510105), torch spanner (No. 510106), safety igniter (No. 32077), replacement flints (No. 32088), steel case (No. 35800)

Model	kg	No.
RE 17 Pipe welding set	4.3	35479
RE 17 Pipe welding set	4.8	35480
As in set (No. 35479), but also including with welding attachments 0.5 - 1 mm (No. 35325) / 1 - 2 mm (No. 35326), cutting tip 12 - 25 mm (No. 35341) / 25 - 50 mm (No. 35344)		
Steel case RE 17 (empty)	1.70	35800
RE 17 handle with burner coupling nut	0.47	35324
Coupling: oxygen G 1/4" RH, gas G 3/8" LH		



RE 17 Welding Attachments

	Welding range mm	g	No.
Welding attachment	0.5 - 1.0	140	35325
Welding attachment	1.0 - 2.0	150	35326
Welding attachment	2.0 - 4.0	170	35327
Welding attachment	4.0 - 6.0	190	35328
Welding attachment	6.0 - 9.0	220	35329
Welding attachment	9.0 - 14.0	260	35334



RE 17 Welding attachments, bendable

Pipe welding attachment, complete

Flexible copper tips

Welding range mm	g	No.	Welding range mm	g	No.
2.0 - 4.0	140	35347	1.0 - 2.0	40	35475
4.0 - 6.0	150	35348	2.0 - 4.0	40	35476
			4.0 - 6.0	50	35477

Pipe welding attachment, front piece



Pipe welding attachment, complete




RE 17 Wing-lever Cutting Attachment

Model	g	No.
Cutting attachment without tips	820	35338

RE 17 Cutting Tips and Heating Burners

Model	Cutting range mm	g	No.
Cutting tip	12 - 25	10	35341
Cutting tip	25 - 50	20	35344
Cutting tip	50 - 100	20	35345
Heating burners	12 - 100	50	35339



Bonding

Accessories Soldering & Welding



Oxy-Acetylene Hoses

Top quality in accordance with **ISO 3821** (former EN 559), with strong inlay, durable and flexible, rubber, mounted with sleeves and nuts

Oxygen Hoses

L m	Inlet	Outlet	Internal Ø x Wall thickness	kg	No.
2.5	G 1/4" RH	G 1/4" RH	4 x 3.5	0.5	35210
5.0	G 1/4" RH	G 1/4" RH	4 x 3.5	1.1	33311

Acetylene Hoses

L m	Inlet	Outlet	Internal Ø x Wall thickness	kg	No.
2.5	G 3/8" LH	G 3/8" LH	6.3 x 3.5	0.5	35203
5.0	G 3/8" LH	G 3/8" LH	6.3 x 3.5	1.1	33312

Dual Hoses A/O

L m	Inlet/Outlet Oxygen	Inlet/Outlet Acetylene	Interior Ø x Wall thickness	kg	No.
2,5	G 1/4" RH	G 3/8" LH	6.3 x 3.5	0.9	35221
5,0	G 1/4" RH	G 3/8" LH	6.3 x 3.5	2.0	35222
10	G 1/4" RH	G 3/8" LH	6.3 x 3.5	3.8	35223

7



Included in delivery for steel cylinders without cap, protective bracket



The bottle colours shown are without obligation!

Lightweight Steel Cylinders, filled

With cylinder valve and cap (5 l and 10 l), TÜV tested in accordance with TRGI

Model	Contents	Filling pressure bar	Height mm	Ø mm	kg	No.
Oxygen	2 l	200	420	110	4.6	35635
Oxygen	5 l	200	595	145	14.0	35188
Oxygen	10 l	200	980	145	17.0	35189
Acetylene	5 l	18	595	145	13.0	35178
Acetylene	10 l	18	980	145	23.0	35179




Cylinder Transport Trolley

Portable and mobile, for 5 and 10 l acetylene / oxygen cylinders, 5 kg and 12 kg propane cylinders can be used with conversion kit (special accessory). Coupling for disposable Maxigas 400 cartridges, dual-telescoping for different cylinder heights, brackets for ALLGAS and RE 17 steel cases

Model	kg	No.
Transport Trolley for 5 / 10 l acetylene / oxygen cylinders	8.9	35354

Cylinder Pressure Reducer

Robust pressed brass construction according to EN ISO 2503 with large pressure gauge according to ISO 5171, with shut-off and safety valves, cylinder pressure reducer with bow coupling according to DIN 477-1

Cylinder contents bar	Working pressure bar	Inlet	Outlet	 kg	No.
Oxygen 0 - 200	0 - 10	G 3/4" RH	G 1/4" RH	1.4	35634
Acetylene 0 - 40	0 - 1.5	Bow	G 3/8" LH	1.6	35794




No. 35634



No. 35794

Blowback Prevention

Safety devices (flashback arrestors) according to EN 730-1 and ISO 5175-1, type tested, with flame arrestor (FA) and non-return valve (NV). 540360 and 540365 are additionally equipped with a temperature-sensitive cut-off valve (TV) and filter

Model	max. working pressure	Coupling	 g	No.
Handle-mounted, oxygen	25.0 bar	G 1/4" RH 150	540360	
Handle-mounted, acetylene	1.5 bar (Ace) 5.0 bar (propane/CNG)	G 3/8" LH 160	540365	
Reducer-mounted, oxygen	25.0 bar	G 1/4" RH 120	1000000633	
Reducer-mounted, fuel gas	1.5 bar (Ace) 4.0 bar (propane/CNG)	G 3/8" LH 120	1000000631	
Handle, oxygen	20.0 bar	G 1/4" RH 100	1000000764	
Handle, fuel gas	1.5 bar (Ace) 4.0 bar (Propane/CNG)	G 3/8" LH 100	1000000762	



No. 1000000633



No. 540360



No. 1000000764



No. 1000000631




No. 540365



No. 1000000762

Protective Guard for Pressure Reducer


Impact protection, rugged steel construction, mounts on connection coupling

Model	Colour	 g	No.
For oxygen pressure reducer	blue	820	35146
For acetylene pressure reducer	yellow	820	35140



Protective Rubber Cap


With slot, open

Model	Colour	 g	No.
For oxygen pressure reducer	blue	50	511427
For acetylene pressure reducer	yellow	50	511428



Oxygen Refilling Bend

Suitable for all 0.67l, 2l, 3l, 5l, 10l, 20l and 50l bottles up to 200 bar

Model	 g	No.
max. 200 bar, cylinder coupling G 3/4"	360	35199



Safety Igniters

Powerful spark, wear-free hard alloy friction surface

Model	 g	No.
Safety Igniter	60	32077
Replacement flints, tin with 5 pieces	15	32088



No. 32077



No. 32088


Bonding

Accessories Soldering & Welding



Hand-held Welding Mirror

Model	g	No.
Steel wire handle with clamp / ball joint	280	540850
Spare steel mirror	50	540851



Magnet Welding Mirror

Model	g	No.
With flexible metal tube / ball joint	450	540855
Spare steel mirror	50	540851



Burners Cleaner

Model	g	No.
11 piece, in folding case	20	510105



Torch Spanner

Model	g	No.
With 10 SW	210	510106



Soldering Flux and Container for Hydrochloric Acid

Model	g	No.
With screw cap retaining band for 150 ml Content	40	530250



Ammonia stone

For cleaning of copper pieces after soft soldering

Model	L x B x H	g	No.
Ammonia stone, pressed	65 x 45 x 40 mm	15	530310



Welding Goggles EN 166

With thermal glasses as per EN 169






Model	Glas	g	No.
Nylon safety goggles	A 4	60	540620
	A 5	60	540621
Replacement glass (pair)	clear, non-splintering	60	540622
	A 4	30	540625
	A 5	10	540626
	clear, non-splintering	30	540627
Screw-ring safety goggles	A 4	90	540640
	A 5	90	540641
Replacement glass (Ø 50 mm)	A 4	30	540675
	A 5	10	540676

ROVLIES® Cleaning Pads

Metal-free, for fast, score-free cleaning of copper pipe soldering surfaces

KEY FEATURES





- Reduced corrosion damage
- No metal abrasion, can be used wet or dry
- Removes oxide layers, corrosion, surface dirt, oil and grease residues
- Solvent-resistant and flexible

Model				No.
ROVLIES®	1(10)		80	45268
ROVLIES® counter display		36(10)	2,180	045268D




Internal Brushes for Copper Pipe

For fast cleaning of the soldering surface, rugged plastic handle

		No.			No.
8	60	854179	16	120	854184
10	70	854180	18	120	854185
12	80	854181	22	140	854186
14	90	854182	28	140	854187
15	100	854183	35	160	854188



Hand Wire Brushes

Model	Number of rows		No.
Standard steel	3 rows	130	561351
Standard steel	4 rows	130	561352




Welding blanket

Flame and heat resistant up to 700° C

- Permanent heat resistance up to 600° by direct flame contact and molten slag
- Good formability, long service life, asbestos-free and poses no health hazard
- Bonded edges


Thickness: 1.4 mm
Weight: 1,000 g/m²




Model	L x W x H		No.
Welding blanket	500 x 330 x 5 mm	300	31050

Flame Reflectors

- Made of high-quality stainless steel
- Protects surrounding materials
- Better heat utilisation, saves time and energy



Model	Width mm	Adaptor Ø mm		No.
65 / 15	65	8 – 15	100	31042
65 / 22	65	15 – 22	100	31043

Bonding

Accessories Soldering & Welding

Fitting Soft Solder according to EN standard







Standard type according to EN 9453	Solder composition in weight %	Melting range °C	Suitable for soft soldering in the plumbing industry			Recommended heat source
			Pipe Material	Fittings material	Recommended Flux according to EN 94454-1	
S -Sn97Cu3	Sn 97, Cu 3	230 - 250	Copper	Copper, gunmetal, brass	Part 1 - 3.1.1, 3.1.2, 2.1.2 or ROSOL 3	Cartridge burner, heat resistant soldering unit, Propane / induced-air burner, Acetylene / induced-air burner, Larger pipe diameters above 28 mm with propane / oxygen burner with dispersion burners
S -Sn97Ag3	Sn 96.7, Ag 3.3	221 - 240	Copper	Copper, gunmetal, brass	Part 1 - 3.1.1, 3.1.2, 2.1.2 or ROSOL 1 S	

Standard Solder according to EN ISO standard

Standard type according to ISO 17672	Solder composition in weight %	Melting range °C	Working temperature °C	Suitable for installation technology brazing			Recommended Flux according to EN 1045	Recommended heat source
				Pipe Material	Fittings material	Flux		
CuP 179	Cu 93,8 / P 6,2	710 - 880	760	Copper	Copper Gunmetal Brass	without flux with flux	FH 10 or LP 5	Cartridge torch with MAPP ^{®1)} Gas, Propane / induced-air torch, Acetylene / induced-air torch, Larger pipe diameters above 28 mm with propane / oxygen torch with dispersion burners
CuP 279	Ag 2 / Cu 91,7 / P 6,3	650 - 810	740	Copper	Copper Gunmetal Brass	without flux with flux	FH 10 or LP 5	
CuP 281	Ag 5 / Cu 89 / P 6	650 - 810	710	Copper	Copper Gunmetal Brass	without flux with flux	FH 10 or LP 5	
CuP 284	Ag 15 / Cu 80 / P 5	650 - 800	700	Copper	Copper Gunmetal Brass	without flux with flux	FH 10 or LP 5	
Ag 134	Ag 34 / Cu 36 / Zn 27,5 / Sn 2,5	630 - 730	710	Steel Copper	Steel, Copper Gunmetal Brass	with flux (U = sheathed from 22 mm pipe-Ø)	FH 10 or LP 5	
Ag 145	Ag 45 / Cu 27 / Zn 25,5 / Sn 2,5	640 - 680	670	Steel Copper	Steel, Copper Gunmetal Brass	with flux (U = sheathed from 22 mm pipe-Ø)	FH 10 or LP 5	

7

Soldered Joints

Material	Required Hard Solder	Melting Range	Working Temperature	Standard
Copper-Copper 	S 34 Cu / S 34 Cu U S 94 S 2 / S 5 S 15	630 °C - 730 °C 710 °C - 880 °C 650 °C - 810 °C 650 °C - 800 °C	710 °C 730 °C 710 °C 710 °C	EN ISO 17672 (former DIN EN 1044)
Copper-Carbon Steel 	S 34 Cu / S 34 Cu U S 45 Cu / S 45 Cu U	630 °C - 730 °C 640 °C - 680 °C	710 °C 670 °C	EN ISO 17672 (former DIN EN 1044)
Copper-Brass 	S 94 S 2 S 5 S 15	710 °C - 880 °C 650 °C - 810 °C 650 °C - 810 °C 650 °C - 810 °C	730 °C 730 °C 710 °C 710 °C	EN ISO 17672 (former DIN EN 1044)
Brass-Carbon Steel 	S 34 Cu / S 34 Cu U S 45 Cu / S 45 Cu U	600 °C - 690 °C 595 °C - 630 °C	680 °C 610 °C	EN ISO 17672 (former DIN EN 1044)
Brass-Brass 	S 94 S 2 / S 5 S 15	710 °C - 880 °C 650 °C - 810 °C 650 °C - 810 °C	730 °C 710 °C 710 °C	EN ISO 17672 (former DIN EN 1044)
Carbon steel-Carbon steel 	S 34 Cu / S 34 Cu U S 45 Cu / S 45 Cu U	630 °C - 730 °C 640 °C - 680 °C	710 °C 670 °C	EN ISO 17672 (former DIN EN 1044)


1) MAPP[®] is a registered trademark of the MESSER Group GmbH, Bad Soden

Fittings Solders

Quality soft solders according to **EN 9453** for joining copper pipes to copper, gunmetal and brass fittings for hot and cold-water plumbing in accordance with DVGW worksheet GW 2 without flux, for use with corresponding ROSOL fittings solder paste

Fitting Solder 1 S

Quality soft solder **S-Sn97Ag3**, melting range 221 °C - 240 °C, for use with ROSOL 1 S fittings solder paste


Solder wire Ø	Description	 g	No.
2 mm	250 g coil	270	45252
3 mm	250 g coil	270	45250



No. 45252

Fitting Solder 3

Quality soft solder, **S-Sn97Cu3**, melting range 230 °C - 250 °C, for use with ROSOL 3 fittings solder paste

Solder wire Ø	Description	 g	No.
2 mm	250 g coil	270	45257
3 mm	250 g coil	270	45255



No. 45257


ROSOL Soldering Paste

Quality soft soldering flux according to **EN ISO 9453** and **EN 29454-1, 3.1.1.C, with DVGW test mark Reg.-No. DV-0101AT2247**, for joining copper pipes to copper, gunmetal and brass fittings for hot and cold-water plumbing in accordance with DVGW worksheet GW 7, metal content 60% by weight, flux residues are 100% water soluble

ROSOL 1 S

Fittings solder paste

Quality soft soldering flux, metal content: **S-Sn97Ag3**, only for use with fitting solder 1 S

Model	 g	No.
ROSOL 1 S in plastic bottle 250 g	270	45220



No. 45220




No. 45225

ROSOL 3


Fittings solder paste

Quality soft soldering flux, metal content: **S-Sn97Cu3**, only for use with fittings solder 3

Model	 g	No.
ROSOL 3 in plastic bottle 250 g	270	45225

Fittings Soft Solder Flux

According to **EN ISO 9454-1-3114**, flux residues are 100 % water soluble, for joining copper pipes to copper, gunmetal, and brass fittings for hot and cold-water plumbing in accordance with DVGW worksheet GW 2 + GW 7, also suitable for general-purpose soldering work.

Model	 g	No.
Fittings Soft Solder Flux in plastic jar 35 ml	35	45266





Hard Solder Rings S 2

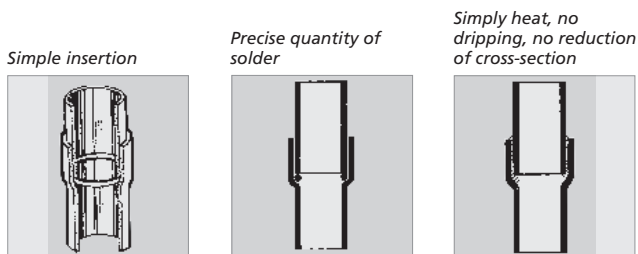
High-quality safety solder material with silver-phosphorus content, guaranteed according to EN ISO 17672, CuP 279

KEY FEATURES

- Ideal for capillary soldering with copper pipe installation in sanitary and heating systems
- Matched precisely to the inner pipe diameters of expanded sockets and fittings according to **EN 1254**
- Complete wetting of soldering gaps
- Particularly efficient working through precise solder quantity
- No preparatory or re-work of the soldered joint

TECHNICAL DATA

Alloy (weight %):	Ag 1.5 - 2.5 / P 5.9 - 6.5 / Cu rest
Melting range:	650 °C - 810 °C
Joinable materials:	Copper, gunmetal, brass, bronze
Use of flux with:	Gunmetal, brass, bronze with hard solder paste LP 5
Package size:	250 g plastic bag



Model	approx. Content rings	g	No.
Hard solder rings S 2, Ø 12 mm	395 pieces	260	40512
Hard solder rings S 2, Ø 14 mm	268 pieces	260	40514
Hard solder rings S 2, Ø 15 mm	244 pieces	260	40515
Hard solder rings S 2, Ø 18 mm	186 pieces	260	40518
Hard solder rings S 2, Ø 22 mm	106 pieces	260	40522
Hard solder rings S 2, Ø 28 mm	79 pieces	260	40528

7



Hard Solder Paste LP 5

Flux for hand soldering at working temperatures above 600 °C, according to EN 1045, Type FH 10, DVGW tested Reg.-No. DV-0101-AT2245, for gas and water installations with copper pipes, recommended by DVGW in accordance with Worksheets GW 2 and GW 7, hard solders with silver content and usable with any basic materials of steel, copper and copper alloys, brass and gunmetal, working temperature range 550 °C - 800 °C, flux residues must be removed carefully

Model	Content	g	No.
LP 5 in plastic bottle	160 g	180	40500



Hard Solder Powder HKM

Flux for hard soldering at working temperatures above 800 °C, according EN 1045 - FH 21, working temperature 800 °C - 1,100 °C, for copper and copper alloys, brass, gunmetal, nickel silver, bronze, steel and galvanised steel, grey iron and malleable cast iron, for welding copper and brass in dry conditions, can be mixed with clean water to form a paste, flux residues must be removed carefully. Free of boric acid.

Model	Content	g	No.
HKM in plastic bottle	50 g	65	35611



Flux Brush

Model	Width mm	Length mm	g	No.
Flux Brush	13	140	20	530261

Hard Solders

For copper pipe installation

ROTHENBERGER ROLOT® special hard solders are particularly suited for copper pipe installations in cold and hot water systems, for open and closed heating systems, for gas installations in accordance with DVGW Worksheet GW 2 (liquid, natural and town gas), as well as for HVAC and refrigeration applications, and oil pipes. ROTHENBERGER ROLOT® is especially suited for capillary soldering of copper pipes without fittings. Copper / phosphorus / silver solders are highly formable, and are therefore recommended for joints that are subjected to high thermal and mechanical alternating loads.

KEY FEATURES

- Non-foaming. Heat-resistant up to 200 °C
- No flux required with copper / copper joints (except S34 and S45)
- Manufactured with new, environmentally compatible technology, corrosion neutral, scale-free, improved flow properties



ROLOT® S 94 CuP 179

Quality hard solder **guaranteed according to EN ISO 17672**, due to low phosphorus content, the solder has a wide melting range, and gives soldered joints with increased strength. Standard solder for normally-stressed copper pipe installation, especially for capillary soldering with copper pipe installation without fittings

TECHNICAL DATA

Alloy (weight %):	Cu 93.8 / P 6.2
Melting range:	710 °C - 880 °C
Working temperature:	760 °C
Joinable materials:	Copper, gunmetal, brass, bronze
Flux required with:	Gunmetal, brass, bronze with LP 5



Content	Squared section mm	Length mm	g	No.
1 kg carton	2 x 2	500	1,025	40094
400 g blister	2 x 2	500	420	100000133

ROLOT® S 2

Special quality hard solder, not standardised, **similar to EN ISO 17672**, with low silver content, matched to normally-stressed copper pipe system, ideal for capillary gap soldering

TECHNICAL DATA

Melting range:	710 °C - 820 °C
Working temperature:	720 °C
Joinable materials:	Copper, gunmetal, brass, bronze
Flux required with:	Gunmetal, brass, bronze with hard solder paste LP 5



Content	Square section mm	Length mm	g	No.
1 kg carton	2 x 2	500	1,025	40202
400 g blister	2 x 2	500	420	100000135

ROLOT® S 2 CuP 279

Silver / phosphorus safety hard solder, **guaranteed according to EN ISO 17672**, for higher-stressed copper pipe systems, ideal for capillary soldering in sanitary, heating and gas installations

TECHNICAL DATA

Alloy (weight %):	Ag 5 / Cu 89 / P 6
Melting range:	650 °C - 810 °C
Working temperature:	710 °C
Joinable materials:	Copper, gunmetal, brass, bronze
Flux required with:	Gunmetal, brass, bronze with hard solder paste LP5



Content	Square section mm	Length mm	g	No.
1 kg carton	2 x 2	500	1,025	40212
1 kg carton	3 x 3	500	1,025	40213
400 g blister	2 x 2	500	420	100000134

Bonding

Accessories Soldering & Welding



Content	Square section mm	Length mm	g	No.
1 kg carton	2 x 2	500	1,025	40502
400 g blister	2 x 2	500	420	1000000137

ROLOT® S 5

Particularly high quality hard solder, not standardised, **similar to EN ISO 17672**, with low silver content, ideal for capillary and joint soldering in sanitary, heating and gas installations

TECHNICAL DATA

Melting range:	710 °C - 820 °C
Working temperature:	720 °C
Joinable materials:	Copper, gunmetal, brass, bronze
Flux required with:	Gunmetal, brass, bronze with hard solder paste LP5



Content	Square section mm	Length mm	g	No.
1 kg carton	2 x 2	500	1,025	40005
400 g blister	2 x 2	500	420	1000000136

ROLOT® S 5

CuP 281

High-quality silver/phosphorus safety hard solder, **guaranteed according to EN ISO 17672**, for higher-stressed copper pipe systems, ideal for capillary and joint soldering in sanitary, heating and gas installations

TECHNICAL DATA

Alloy (weight %):	Ag 5 / Cu 89 / P 6
Melting range:	650 °C - 810 °C
Working temperature:	710 °C
Joinable materials:	Copper, gunmetal, brass, bronze
Flux required with:	Gunmetal, brass, bronze with hard solder paste LP5



Content	Square section mm	Length mm	g	No.
1 kg carton	2 x 2	500	1,025	40015

ROLOT® S 15

CuP 284

Particularly high quality silver hard solder, **guaranteed according to EN ISO 17672**, especially for capillary-gap soldering subject to high thermal and mechanical alternating loads in HVAC systems, as well as demanding sanitary and gas installations

TECHNICAL DATA

Alloy (weight %):	Ag 15 / CU 80 / P 5
Melting range:	650 °C - 800 °C
Working temperature:	710 °C
Joinable materials:	Copper, gunmetal, brass, bronze
Flux required with:	Gunmetal, brass, bronze with hard solder paste LP5



Silver Hard Solders Ag 134 S 34 Cu / S 34 Cu U flux-covered

Free of cadmium, quality silver hard solder **guaranteed according to EN ISO 17672**, plain (S 34 Cu) or flux-covered **according to EN1045 FH 10** (S 34 Cu U), universal application areas for gap soldering, also for drinking water installations, heat-resistant up to 200 °C

TECHNICAL DATA

Alloy (weight %): Ag 34 / Cu 36 / Zn 27.5 / Sn 2.5
Melting range: 630 °C - 730 °C
Working temperature: 710 °C
Joinable materials: Steel, malleable cast iron, copper, gunmetal, copper and nickel alloys for S 34 Cu generally with hard solder paste LP 5
Flux required:



Content	 mm	 g	S 34 No.	S 34 U No.
100 g plastic bag	2	110	44910	44915
250 g plastic bag	2	260	44911	44916
1000 g plastic bag	2	1,010	44912	44917



7



Silver Hard Solders Ag 145 S 45 Cu / S 45 Cu U flux-covered

Free of cadmium, quality silver hard solder **guaranteed according to EN ISO 17672**, plain (S 45 Cu) or flux-covered according to **EN 1045, Type FH 10** (S 45 Cu U), universal application areas for gap soldering, excluding drinking water installations, heat-resistant up to 200 °C

TECHNICAL DATA

Alloy (weight %): Ag 45 / Cu 27 / Zn 25.5 - 3.5 / Sn 2.5
Melting range: 640 °C - 680 °C
Working temperature: 670 °C
Joinable materials: Steel, malleable cast iron, copper, gunmetal, copper and nickel alloys, stainless steel
Flux required: for S 45 generally with hard solder paste LP 5



Content	 mm	 g	S 45 No.	S 45 U No.
100 g plastic bag	2	110	45050	45055
250 g plastic bag	2	260	45051	45056
1000 g plastic bag	2	1,010	45052	45057







Testing & Leak Detection

System Overview Testing & Leak Detection	182
Testing of Water Lines & Containers	
Testing Pumps	183 - 185
Testing of Gas- & Water Lines	
Digital Testing Device	186-187
Analogue Testing Device	188
Accessories Testing Devices	189
Testing of Waste Water Lines	
Leakage Testing in Accordance with DIN EN 1610	190
Leak Detection on Gas Lines	
Leak Detection on Water Lines	190
Leak Detection Spray	191
Leak Detection Device	191

Testing & Leak Detection

Overview Testing Pumps

Precision Testing Pumps manual

RP 50-S / RP 50-S INOX



TP 25



RP 30



Testing & Pressure range:	0 - 60 bar	0 - 25 bar	0 - 30 bar
Hub suction capacity:	45 ml / stroke	16 ml / stroke	16 ml / stroke
Tank capacity:	12 l	7 l	4.5 l
Connection:	R1/2"	R1/2"	R1/2"
Dimension:	720 x 120 x 260 mm	380 x 215 x 156 mm	440 x 200 x 240 mm
Weight:	8 kg	4.6 kg	4.5 kg
Material:	DURAMANT® coated Steel	DURAMANT® coated Steel	ABS Plastic
Valve:	Twin-valve	Twin-valve	–
Pressure Gauge units:	bar, psi, Mpa	bar, psi	bar, psi
Suitable for:	Oil, Water and Glycol	Oil, Water and Glycol	Oil, Water and Glycol

Page

183

185

185

8

Testing Pumps electric

RP PRO III



Analogue / Digital testing device for gas and water connections

ROTEST® GW 150/4



ROTEST® GW Digital V3



Testing & Pressure range:	0 - 40 bar	Pressure range:	0 - 150 bar	0 - 1500 bar
Flow rate:	6 l / min.	Low pressure sensor	(resolution 0.1 bar)	(resolution 0.1 bar)
Tank capacity:	–	Pressure range:	0 - 4 bar	0 - 20 bar
Connection:	R1/2"	High pressure sensor	(resolution 0.1 bar)	(resolution 0.01 bar)
Dimensions:	375 x 290 x 300 mm	Leak rate measurement:	–	0 - 12 L/h
Weight:	16 kg	Display resolution:	–	480 x 272
Material:	ABS Plastic	Data transfer:	–	WLAN, USB
Valve:	Single valve	Battery life time:	–	approx. 8 h testing time
Pressure Gauge units:	bar, psi, Mpa	Safety class:	–	IP40
Gauge characteristics:	Glycerine cushioned	Weight:	7.3 kg	5.25 kg
Suitable for:	Oil, Water and Glycol			

Page

184

Page

188

186

RP 50-S / RP 50-S INOX

Robust precision testing pump for pressure testing of water lines and containers up to 60 bar with very high testing standards

Adjustment of the pressure gauge with 0.1 bar scaling is possible!



Product Profile

APPLICATION AREA

Pressure testing with water or oil of piping in residential and industrial construction, as well as for industrial containers (up to 60 bar). Expansion possible with an extra fine scaling pressure gauge (0.1 bar) for testing up to 16 bars

KEY FEATURES

- A drag indicator displays the preset pressure so that a loss of pressure in the system can be detected easier
- Reliable and precise testing results: the dual-valve system (Twin Valve) enables self-testing of the pump, as well as a precise fine adjustment of the pressure
- Especially precise reading as needed: finely scaled (scaling 0.1 bar) pressure gauge available separately
- Testing hose with steel mesh prevents reading mistakes, that can happen when the hose expands during operation
- Type 50-S: Weather and cold-resistant steel container with DURAMANT® coating
- Type 50-S INOX: high-quality corrosion resistant stainless steel tank

TECHNICAL DATA

Testing and pressure range: 0 - 60 bar, with 1 bar steps
0 - 860 psi, with 20 psi steps
0 - 6 MPa, with 0.1 MPa steps

Hub suction capacity: approx. 45 ml / stroke

Tank capacity: 12 l

Dimensions (L x W x H): 720 x 170 x 260 mm

Connection: R 1/2"

Container RP 50-S: Steel, DURAMANT® coated

Container RP 50-S INOX: Stainless steel

Warp-resistant and lockable lever

Ergonomic handle serves as carrying grip too

Additional pressure gauge with fine scaling 0.1 bar optional

Enables very precise readings up to a range of 16 bar (No. 61316)

Testing hose with steel mesh

Precise measurement


Weather and cold-resistant container

5 year rust-free guarantee - DURAMANT® coated



INOX!

No. 60203



No. 60200

Double valve system: enables self-testing of the pump, as well as a precise fine adjustment of the pressure

Optional: Extra fine scaling Pressure gauge for the testing of systems up to 16 bar with a 0.1 scaling



Model	kg	cm	cm	No.
RP 50-S Testing Pump	8	1	4	60200
RP 50-S INOX (stainless steel) Testing Pump	8	1	4	60203

ACCESSORIES

Model	kg	cm	No.	Model	kg	cm	No.
Maintenance package	100	1	60201	High pressure hose with 1/4"-1/2" connection	490	1	R6112500
Double nipple 1/2" to 3/4"	100	1	60999	Extra 16 bar pressure gauge with drag indicator R1/4"	100	1	61315

¹⁾ Complete terms and conditions at www.rothenberger.com/service. RO SERVICE+ only valid in participating countries.

Testing & Leak Detection

Testing of Water Lines & Containers

RP PRO III

Self-priming electric testing pump up to 40 bar



Product Profile

APPLICATION AREA

Electrical testing pump for the automatic pressure testing of piping and containers up to 40 bar in accordance with national and international standards

KEY FEATURES

- Comfortable, automatic filling and pressure testing of piping and containers
- Compact and robust plastic casing for simple handling at the building site
- Liquid supply freely selectable: optional self-priming up to a maximum of 1 m or from a pressure source. Suitable for oil, water and glycol
- Testing hose with steel mesh prevents reading mistakes, that can happen when the hose expands during operation
- Glycerine cushioned pressure gauge absorbs pressure surges which makes pressure reading easier

TECHNICAL DATA

Testing and pressure range: 0 - 40 bar, with 1 bar steps
0 - 570 psi, with 20 psi steps
0 - 0.1 MPa steps

Flow Rate: max. 6 l / min

Dimensions (L x W x H): 375 x 290 x 300 mm

Connection: R 1/2"

Mains voltage: 220 - 240 V / 50 HZ and 110 V / 50 - 60 HZ

Performance: 1.3 kW

Container: ABS-plastic

8

Valve for pressure adjustment

Precise labelling on handle

Glycerine pressure gauge

Easy for the user to read during high dynamic alternating loads

Optimal weight distribution


Comfortable to carry

Thermal automatic shutdown

Prevents overloads and damage to the pump

Installation diagram on unit

Eases the direct connection



No. 61185

Function Overview

Direct overview of the functions

Model	kg	110 V	220 V
Testing pump RP PRO III self-priming with power cable, high-pressure hose and 1/2" connection, filling hose	16.0	V12110016	61185
Filling hose with adaptor	0.5		61001
Testing hose with R 1/2" connection	0.4	V12102000	
Maintenance package RP PRO III in scope of delivery			61186



TP 25

Small, robust precision testing pump for pressure testing up to 25 bar

Product Profile

APPLICATION AREA

Pressure testing with water or oil of piping in residential and industrial construction, as well as for industrial containers up to 25 bar in accordance with international and national standards

KEY FEATURES

- Reliable and precise testing results: the dual-valve system (Twin Valve) enables self-testing of the pump, as well as a precise fine adjustment of the pressure
- Testing hose with steel mesh prevents reading mistakes, that can happen when the hose expands during operation
- Weather and cold-resistant steel container with DURAMANT® coating

TECHNICAL DATA

Testing and pressure range:	0 - 25 bar
Hub suction capacity:	approx. 16 ml / stroke
Dimensions (L x W x H):	380 x 215 x 156 mm
Connection:	R 1/2"
Container:	Steel, DURAMANT® coated



For the daily work on site



Model	Pressure range	kg	cm	No.
TP 25 Testing Pump	up to 25 bar	4.6	1 4	60250
Maintenance package TP 25			1	60251

RP 30

Simple and light testing pump for compression testing up to 30 bar

Product Profile

APPLICATION AREA

Pressure testing with water or oil of piping in residential and industrial construction, as well as for industrial containers up to 30 bar in accordance with international and national standards

KEY FEATURES

- Testing hose with steel mesh prevents reading mistakes, that can happen when the hose expands during operation
- Shock and corrosion resistant ABS plastic container with reinforced floor

TECHNICAL DATA

Testing and pressure range:	0 - 30 bar, with 1-bar steps 0 - 440 psi, with 20 PSI steps
Hub suction capacity:	16 ml / stroke
Dimensions (L x W x H):	440 x 200 x 240 mm
Connection:	R 1/2"
Container:	ABS-plastic



Easy, light and handy: for all common house building applications



Model	Pressure range	kg	cm	No.
Testing pump RP 30	up to 30 bar	4.5	1 4	61130
Testing hose		0.4	1	R6112500

Testing & Leak Detection

Digital Testing Device

ROTEST® GW Digital V3

Leakage testing system for gas and water lines with large 4.3" touchscreen display for an easy handling and integrated documentation of all tests up to 20 bar.



Product Profile

KEY FEATURES

- 4.3" Touchscreen or physical buttons for an easy handling
- Pressure and leakage testing for gas pipelines according to TRGI 2008
- Leak rate measurement for gas pipelines according to TRGI 2008 and DVGW 5952
- Pressure and leakage testing for drinking water pipelines according to DIN EN 806-4
- Testing of gas pressure regulators
- Long-term measurement up to 72 hours
- RODATA Software and RODATA App for documentation and data management of all test results

TECHNICAL DATA

Display resolution:	480 x 272
Data transfer:	USB, WiFi
Battery life time:	approx. 8 h testing time, mains operation possible
Pressure range:	
Low pressure sensor:	Pressure range 0 – 1,500 mbar (resolution 0.1 mbar)
High pressure sensor:	Pressure range 0 – 20 bar (resolution 0.01 bar)
Leak rate measurement:	Leak rate 0 – 12 l/h (resolution 0.1 l/h)
Safety class:	IP40
Weight:	5.25 kg

WiFi transmitter

Easy data transfer to mobile devices and PCs

4.3" Touchscreen

Easy and clear handling



All-in-One

High- and low-pressure sensor from 1 mbar up to 20 bar in one device

8



No. 150002677

Pressure and leakage testing for gas pipelines according to TRGI 2008



Testing of gas pressure regulators



Model	No.
ROTEST GW Digital V3 – Set gas	150002676
ROTEST GW Digital V3 – Set gas / water	150002677

Testing & Leak Detection

Testing of Gas & Water Lines

ROTEST® GW Digital V3 - RoData V3 PC-Software



PC software for data management of all tests carried out

Product Profile

KEY FEATURES

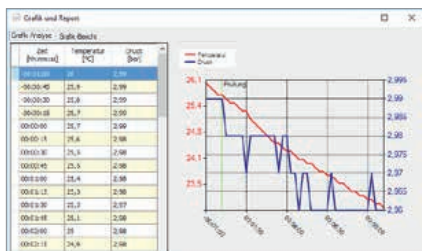
- Creation of a log with graphical representation of the test process
- Management of measurement data – overview of all measurements stored per customer
- Customer administration – import of VCard files (.vcf) possible
- Testing management – clear allocation of one employee per test
- Data transmission via USB cable or WiFi connection possible

TECHNICAL DATA

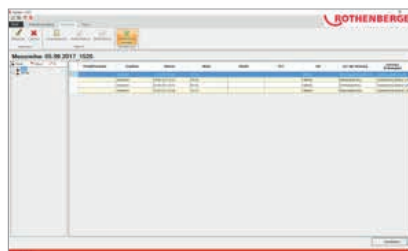
RoData V3 PC-Software:

Compatibility: Windows 2000, XP, 7, 8, 10


Size: 16.2 MB



Overview of measurement series with graph



Management of measurement series = RoData V3



Sample log according to DIN EN 806-4 with diagram

ROTEST® GW Digital V3 - RoData Mobile App

App for the data management of all tests carried out

Product Profile

KEY FEATURES

- Simple, quick and professional documentation
- Log ready for immediate use as a PDF
- Suitable for iOS and Android devices
- Measurement data transfer via WiFi
- User-defined company profile set-up in the log
- Ready-made logs for various measurement types (leak testing, usability testing, etc.)

TECHNICAL DATA

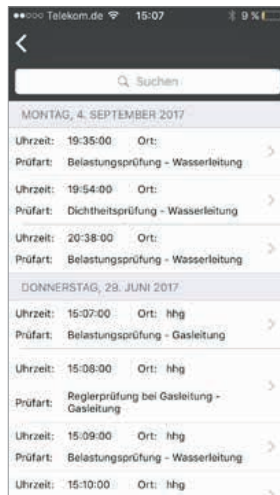
RoData Mobile App:

Compatibility: iOS 8.0 or newer, Android 4.4 or newer


Size: 11 MB



Sample log according to DIN EN 806-4 with measurement value table



Measurement overview RoData Mobile App



Start screen RoData Mobile App

Testing & Leak Detection

Testing of Gas & Water Lines

ROTEST® GW 150/4

Analogue testing device for gas and water connections using air as the medium



Product Profile

APPLICATION AREA

Analogue testing unit for the implementation of the following tests:

Gas: Load and leakage test for newly installed gas lines in accordance with DVGW - TRGI worksheet G600 (April 2008)

Leakage test from propane liquid gas lines / low-pressure liquid gas lines

Adjustment of the duct pressure on atmospheric burners and forced-air burners

Testing of the appliance connection pressure on gas appliances

Water: Pre-testing and testing of newly installed drinking water lines in accordance with DIN 1988 (TRWI)

KEY FEATURES

- Quick and precise pressure reading over water column without electronic
- Testing time and pressures in accordance with DVGW - TRGI and TRWI clearly arranged on unit cover
- Sturdy unit: High reliability when used on the building site

TECHNICAL DATA

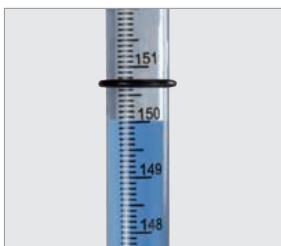
Pressure gauge: 4 bar
Water column: 150 mbar
Testing accuracy: Water column 0.1 mbar (Reading accuracy in accordance with TRGI)
 Pressure gauge 0.1 bar (Display range 0 - 4 bar)

DVGW-TRGI / worksheet G600/April 2008 conforming!

8



Testing scale up to 150 mbar on transparent extending tube element



Transparent tube element with double o-ring seal



Inspection glass
Water level control



Legible scaling

Continuous scaling up to 150 mbar

Measurement chart in unit

Testing times and testing pressure from lawmakers at a glance

Foam inlay

High transport safety and protection of the components

Compact measuring station

Designed to serve in real-life situations through quick, exact gas pressure measurements

Model in combination with basic unit



No.

with 5 test plugs and supply end cap

7.6

61700

with 5 test plugs without supply end cap


7.3

61701

Testing & Leak Detection

Testing of Gas & Water Lines


Set Components


Model		No.
Pressure pump ROTEST® GW 150/4	0.30	61011
Bellow f. ROTEST® GW 150/4	0.06	61014
Shut-off valve NW5 socket/plug	0.20	61017
Adaptor nozzle pressure to NW5 plug	0.20	61018
O-ring set (6 pcs.) GW 150/4	0.04	61030
Supply End Cap f. ROTEST® GW 150/4	0.38	61041
1/8" Adaptor to NW5 plug	0.10	150002853
1/2" Adaptor to NW5 plug	0.50	150002876
Tube element (4 pcs.) GW 150/4	1.10	61702
Measurement fluid, blue, GW 150/4	0.10	351257
Hose 2m High pressure + shut-off valve	0.20	150002845
Hose 2m Low pressure ROTEST® GW	0.20	150002846
Double bellow GW Digital V3	0.10	150002847
Air pump GW Digital v3	0.14	150002848
CD RODATA V3 for ROTEST® GW Digital V3	0.02	150002851
Shut-off valve NW5 socket/socket	0.17	150002852





Gas Test Plug / Adaptor


Suitable for gas lines up to 1.5 bar


Model	Steel exterior pipe Ø inch	Copper exterior pipe Ø mm		No.
Conical shape with pneumatic connection				
Size 0	3/8 - 1/2"	15 - 18	45	351260
Size 1	1/2 - 1"	22 - 28	80	351261
Size 2	3/4 - 1.1/4"	35 - 42	125	351262
Size 3	1.1/4 - 2"	54 - 64	175	351263

Model	Steel exterior pipe Ø inch	Copper exterior pipe Ø mm		No.
Cylindrical shape with pneumatic connection				
Size 1	3/4"	22	60	351271
Size 2	1"	28	75	351272

Model	Steel exterior pipe Ø inch	Copper exterior pipe Ø mm		No.
Conical shape with hose coupling				
Size 0	3/8 - 1/2"	15 - 18	200	351220
Size 1	1/2 - 1"	22 - 28	300	351221
Size 2	3/4 - 1.1/4"	35 - 42	300	351222
Size 3	1.1/4 - 2"	54 - 64	400	351223

Model	Steel exterior pipe Ø inch	Copper exterior pipe Ø mm		No.
Conical shape with 2 ball valves				
Size 1	1/2 - 1"	22 - 28	260	351231
Size 2	3/4 - 1.1/4"	35 - 42	420	351232
Size 3	1.1/4 - 2"	54 - 64	700	351233

Model	Steel exterior Pipe Ø inch	Copper exterior Rohr Ø mm		No.
Conical shape with 1 ball valve				
Size 0	3/8 - 1/2"	15 - 18	200	351225
Size 1	1/2 - 1"	22 - 28	350	351226
Size 2	3/4 - 1.1/4"	35 - 42	390	351227
Size 3	1.1/4 - 2"	54 - 64	600	351228

Model		No.
With double plug valve - with hose snout		
Adaptor/cut-off valve with pn. connection	290	351265



8

Testing & Leak Detection

Testing of Waste Water Lines

House Connection Test Set

Set for testing in accordance with DIN EN 1610 and 1986 in combination with GW Digital (version 2.1 or newer)



Product Profile

APPLICATION AREA

Testing balloon and accessories for the leakage testing of ground water piping using air in accordance with **DIN EN 1610 and DIN 1986, part 30**. Suitable for nominal diameters of 65 to 250 mm



No. 61340

KEY FEATURES

- Handy set: One testing and sealing balloon for the most common pipe diameters (included in set are diameters 75 - 150 mm, additional balloons available in accessories)
- Easier positioning of the balloon, even in hard to reach places using various push and filling rod sizes
- Body material is made out of aluminium and eases the positioning of the testing balloon through the pipe system
- Sturdy balloons made of natural rubber are temperature, use and waste water resistant. If the balloon becomes damaged, a simple repair is possible

TECHNICAL DATA

Maximum operating pressure: 1.5 bar
Push rod length: 10 m

11-part House Connection Test Set (No. 61340) includes: sealing balloon NW 75-150 (No. 61352), testing balloon NW 75-150 (No. 61359), filling hose (No. 61365), test valve, filling valve (No. 61367), push rod (No. 61380), holding rope (No. 61368), upright pump with pressure gauge (No. 61369), plastic case (No. 61370), cover (No. 91123), plastic case inlay for upright pump (No. 91122)

Model	kg	Box	No.	Ø Testing/Sealing balloon	Testing balloon No.	Sealing balloon No.
House Connection Test	7.8	1	61340	Ø 65 - 100 mm	61358	-
				Ø 75 - 150 mm	61359	61352
				Ø 90 - 250 mm	61360	61353

8

ROLeak Aqua Plus

Easy to use leak detection device with acoustic signal for pipe systems



Product Profile

KEY FEATURES

- Leak detection for various pipe materials
- Amplifies flow noise for exact detection of leaks

KEY FEATURES

- Wireless signal transmission to headphone
- Digital Display of the Volume
- Simplified two-button usage

TECHNICAL DATA

3-staged Frequency filter: 1. Stage: 0 - 540 Hz
 2. Stage: 540 - 4,000 Hz
 3. Stage: 0 - 4,000 Hz
Operating time: ca. 50 h
Weight: 300 g (Handheld device)
Level of protection: IP 41



Acoustic Leak detection of heating installations



Improved Sound compared with previous models!

6-parts Set (150000922) includes: Basic Unit, Headphones, Magnetic adaptor, 2 x Extensionstick, Tripod-adaptor, Plastic case

Model	kg	No.
ROLeak Aqua Plus	1.6	150000922

Testing & Leak Detection

Leak Detection on Gas Lines



ROTEST® Electronic 3

Leak detection on gas lines

Product Profile

APPLICATION AREA

For the detection of gas in room, as well as leaks in pipes. Detects all flammable methane based gases

KEY FEATURES

- Leaks are optically as well as acoustically displayed
- With the help of the 42 cm long, flexible testing head and the integrated lamp, even dark and hard to reach places can be tested
- Quick and precise leak location of even the smallest leak source: The sensitivity of the unit can be adjusted continuously in a range from < 50 ppm - 1 Vol %
- Shock-proof soft case jacket and simple one-handed operation of the unit for use on the building site
- Optical display of battery status



Set (No. 66080) includes:
ROTEST® Electronic 3, 9 V battery, plastic carrying case (No. 66085)

Model	kg	No.
ROTEST® Electronic 3	1.5	66080

TECHNICAL DATA

Detects: Natural gas, propane, butane, methane, acetone, alcohol, ammonia, benzyl, ethylene, gasoline, hydrogen, industrial solvents, jet fuel, paint thinner, naphtha, toluene

Sensitivity: < 50 ppm – 1 Vol % (Methan)

Power supply: 9 Volt battery



Finds leaks easily



8

ROTEST®

Leak detection on gas lines

Product Profile

APPLICATION AREA

Ideal for detecting leaks in gas-filled lines, gas cylinders or containers. When a leak is present a blister forms

KEY FEATURES

- Simple use - always ready to use
- Highly sensitive foaming spray for a quick and reliable locating of leaks

TECHNICAL DATA

Detects gases (for example natural gas, inflammable gas, air)
The leak detection spray is neutral against the most common inflammable gases and refrigerants. The only reaction is the building of foam

Model	Content	g		No.
ROTEST® Leak Detection Spray	400 ml	470	1	65000
ROTEST® Leak Detection Spray	400 ml	470	12	1000000442

Highly sensitive foam spray:
Quick and reliable location of leaks!



DVGW-tested
Reg.-No. NG-5170CL0063



¹⁾ Complete terms and conditions at www.rothenberger.com/service.
RO SERVICE+ only valid in participating countries.



Freezing

Freezing electric

Pipe freezing systems 194 - 196

Freezing with gas

Pipe freezing systems 197

Freezing

System Overview

	Freezing electric		Freezing with Gas	
	ROFROST® TURBO 1.1/4"	ROFROST® TURBO 2"	ROFROST® Dry Ice	ROFROST® Handy
Working range Cu:	10 - 42 mm (3/8 - 1.3/8")	10 - 54 mm (3/8 - 2.1/8")	10 - 54 mm (1/2 - 2.1/8")	15 - 28 mm
Working range Fe:	1/8 - 1.1/4"	1/8 - 2"	1/8 - 2"	1/4 - 3/4"
Reduction inserts:	up to 12 pcs.	up to 15 pcs.	up to 10 pcs.	4 pcs.
Freezing hose:	2.5 m	2.5 m	2 m	–
Refrigerant:	R 404 A	R 404 A	CO ₂ (R 744)	R 134 A
Page	194, 195	194, 195	197	197

ROFROST® TURBO 1.1/4" / ROFROST® TURBO 2"

Pipe freezing system for copper, steel and stainless steel



Temperature display easy to read and rotatable

Safe, controlled freezing and monitoring

Simple and flexible use in all situations!

9

Simple clamping system

For use even in confined spaces

For pipes with Ø 10 mm - 54 mm

Reduction inserts in various sizes




Compact design

Portable use, optimal for service industry

ROFROST® TURBO 1.1/4"

Pipe freezing system for copper, steel and stainless steel



Product Profile

APPLICATION AREA


Maintenance, repair and expansion work in sanitary and heating installations

Copper pipes: Ø 10 - 42 mm ROFROST® TURBO 1.1/4"
 Ø 3/8 - 1.3/8" ROFROST® TURBO 1.1/4"

Steel pipes: Ø 1/4 - 1.1/4" ROFROST® TURBO 1.1/4"

KEY FEATURES

- Safe freezing: Thermometer on the freezer clamp indicates when the pipe is completely frozen
- Reduction inserts in various sizes for all common pipe diameters
- With the flexible hose and the simple clamping system even working overhead and in confined spaces is not a problem
- The use of heat conductive paste guarantees an optimum icing. It prevents air pockets between the freezing clamps and pipe. The pipe does not need to be sprayed with water

Model		230 Volt 50/60 Hz
ROFROST® TURBO 1.1/4" with reduction inserts size I, II, III, V, VII, IX, XII (see ROFROST® reduction insert overview)	24.8	62200
Expansion set for ROFROST® TURBO with reduction inserts size II, III, V, VII		62230

additional sets upon request

ROFROST® TURBO 2"

Pipe freezing system for copper, steel and stainless steel



Product Profile

APPLICATION AREA


Maintenance, repair and expansion work in sanitary and heating installations

Copper pipes: Ø 10 - 54 mm ROFROST® TURBO 2"
 Ø 3/8 - 2.1/8" ROFROST® TURBO 2"

Steel pipes: Ø 1/4 - 2" ROFROST® TURBO 2"

KEY FEATURES

- Safe freezing: Thermometer on the freezer clamp indicates when the pipe is completely frozen
- Reduction inserts in various sizes for all common pipe diameters
- With the flexible hose and the simple clamping system even working overhead and in confined spaces is not a problem
- The use of heat conductive paste guarantees an optimum icing. It prevents air pockets between the freezing clamps and pipe. The pipe does not need to be sprayed with water

Model		230 Volt 50/60 Hz
ROFROST® TURBO 2" basic unit with reduction inserts size A, E, F, G (see ROFROST® reduction insert overview) + Heat Conductive Paste	25.6	62203
ROFROST® TURBO 2" basic unit with reduction inserts size II, III, V, VII, A, D, E, F (see ROFROST® reduction insert overview) + Heat Conductive Paste	25.8	62206
Expansion set for ROFROST® TURBO with reduction inserts size II, III, V, VII		62230

additional sets upon request

¹⁾ Complete terms and conditions at www.rothenberger.com/service. RO SERVICE+ only valid in participating countries.

Freezing

Freezing electric



Anti-kink tube system
Guarantees high flexibility and uninterrupted operation

Excellent overall size for working close to walls or on floors



Can also be used with parallel running pipes and in confined spaces



Trouble-free use near walls







ROFROST® TURBO Reduction Inserts







9

ROFROST® TURBO 1.1/4"

Reduction insert					No.
Size	Nominal size Cu	Nominal size Cu	Nominal size Fe		
Size I	10 mm	3/8"	1/8"	190	62217
Size II	12 mm	1/2"	-	180	62211
Size III	14/15 mm	-	1/4"	170	62212
Size IV	16 mm	5/8"	-	170	62219
Size V	18 mm	-	3/8"	165	62213
Size VI	20 mm	3/4"	-	155	62224
Size VII	22 mm	7/8"	1/2"	145	62214
Size VIII	-	1"	-	125	62226
Size IX	28 mm	-	3/4"	110	62215
Size X	-	1.1/8"	-	90	62227
Size XI	32 mm	1.1/4"	-	80	62221
Size XII	35 mm	1.3/8"	1"	65	62216

ROFROST® TURBO 2"

Reduction insert					No.
Size	Nominal size Cu	Nominal size Cu	Nominal size Fe		
Size A	28 mm	-	3/4"	190	62231
Size B	-	1.1/8"	-	180	62232
Size C	32 mm	1.1/4"	-	170	62233
Size D	35 mm	1.3/8"	1"	170	62234
Size E	42 mm	-	1.1/4"	165	62235
Size F	-	-	1.1/2"	155	62236
Size G	54 mm	2.1/8"	-	145	62237


The reduction insert size E, 42 mm serves as an adaptor piece for fitting ROFROST® TURBO 1.1/4" reduction inserts size I – size XII

ROFROST® Heat Conductive Paste



No. 62291

For a perfect freezing result



Heat conductive paste enables fully automatic freezing without spraying!

Description	Contents			No.
ROFROST® Heat Conductive Paste	150 ml	130	1	62291

ROFROST® Dry Ice Set

Freezing unit for the freezing of pipes up to 2" without electricity

Produkt-Profil

APPLICATION AREA

Maintenance, repair and expansion work in sanitary and heating installation. No electrical connection required!

KEY FEATURES

- Flexible use, freezing possible without electricity!
- Because of the low temperature (up to -79° C) the dry ice enables a faster freezing as every other electrical freezing unit that uses refrigerant
- Piping up to 2" can be frozen with just one unit
- Freezer heads made out of extremely cold-resistant special plastic

TECHNICAL DATA

Copper pipes:	Ø 10 mm - 54 mm
	Ø 1/2 - 2.1/8"
Steel pipes:	Ø 1/8 - 2"

19-part set (No. 65030) includes: 2 handles with feed valves (No. 65032), 2 high pressure hoses (No. 65033), 10 pairs of freezer heads (2 for each pipe dimension), stopper for one-sided freezing (No. 65049), wrench (No. 65045), internal hexagonal screwdriver (No. 65046), T-piece (65034), Plastic carrying case (65031)

for Copper pipes Ø mm	for Copper pipes Ø inch	for Steel pipes Ø inch	kg	No.
10 - 60	1/2 - 2.1/8"	1/8 - 2"	4.9	65030

ROFROST® Freezer Heads

Size	for Copper pipes Ø mm	for Copper pipes Ø inch	for Steel pipes Ø inch	g	No.
1	10 - 12	1/2"	1/8"	60	65035
2	14 - 15	-	1/4"	60	65036
3	16 - 18	5/8"	3/8"	70	65037
4	22	3/4 - 7/8"	1/2"	70	65038
5	28	1.1/8"	3/4"	110	65039

Set without carbon dioxide bottles!



Use carbon dioxide bottles only with stand pipes

Freezer Heads



Size	for Copper pipes Ø mm	for Copper pipes Ø inch	for Steel pipes Ø inch	g	No.
6	35	1.3/8"	1"	110	65040
7	42	1.5/8"	1.1/4"	210	65041
8	-	-	1.1/2"	210	65042
9	54	2.1/8"	-	250	65043
10	-	-	2"	250	65044

ROFROST® Handy

The fast, portable freezing system for copper pipes Ø 15 - 28 mm and steel pipes 1/4 - 3/4"

Product Profile

APPLICATION AREA

Pipe freezing system is ideally for quick repairs and small expansion tasks

KEY FEATURES

- Freezing is possible in the smallest spaces
- Space saving case

10-part set (No. 64020) includes: Quick Freeze freezing spray (No. 64001), Freezing head 1/4" (No. 64021), Freezing head 3/8" (No. 64022) Freezing head 1/2" (No.64023) Freezing head 3/4" (No. 64024), internal hexagonal screwdriver (No. 65046), Foam inlay (No. 64026), Plastic carrying case without inlay (No. 30898), Inlay for plastic carrying case (No. 62045), ROTHENBERGER fleece cloth (No. 93915)



Model	g	No.
ROFROST® Handy	2400	64020
Quick Freeze Freezing Spray	500	64001



Inspection & Locating

System Overview Video Inspection	200 - 201
Video Inspection	
ROSCOPE® i2000 Overview	202 - 203
ROSCOPE® i2000 & ROCAM® 4 App	204
Inspection Modules for ROSCOPE® i2000	205 - 207
Locating- & Thermal Image Module for ROSCOPE® i2000	208
ROCAM® 4 Pipe Inspection Camera	208 - 210
Accessories for ROCAM® 4 Pipe Inspection Camera	211



Inspection & Locating

System Overview

ROSCOPE® i2000



App for Smartphone and Tablet
For editing and sending of recorded image data
Available for iOS and Android!



ROSCOPE® i2000 Module

Module TEC



Module 25/16



Module 25/22



Module ROSCAN 150



Module ROLOC Plus



Application:	Hollow Spaces	Ø 50 - 100 mm	Ø 40 - 100 mm	Thermography	Locating of sondes
Display size:	3.5"	3.5"	3.5"	3.5"	3.5"
Touchscreen:	✓	✓	✓	✓	✓
Cable length:	1 m	16 m	22 m	–	–
Cable:	Ø 9 mm	Ø 8.5 mm	Ø 5.5 mm	–	–
Camera head:	Ø 17 mm	Ø 25 mm	Ø 25 mm	–	–
Self levelling:	✓	✓	–	–	–
Transmitter:	–	✓	–	–	–
Frequency:	–	512 Hz	–	–	512 & 640 Hz, 33 kHz
Picture format:	JPG	JPG	JPG	JPG	–
Picture resolution:	640 x 480 Pixel	640 x 480 Pixel	640 x 480 Pixel	640 x 480 Pixel	–
Video format:	AVI	AVI	AVI	AVI	–
Video resolution:	640 x 480 Pixel	640 x 480 Pixel	640 x 480 Pixel	640 x 480 Pixel	–
Storage:	SD-Card	SD-Card	SD-Card	SD-Card	–
WiFi:	✓	✓	✓	✓	–
Protocol feature:	–	–	–	–	–
Audio-recording:	✓	✓	✓	✓	–
Data handling:	via App	via App	via App	via App	–

Page

205

206

205

207

207

ROCAM® 4 Plus



App for Smartphone and Tablet
For editing and sending of recorded
image data
Available for iOS and Android!



ROCAM® 4 Plus

**ROCAM® 4 Plus
30 m**



**ROCAM® 4 Plus
65 m**



**ROCAM® 4 Plus –
Mini Modul 8 m**



Application:			
25 mm Camera head	–	–	40 - 100 mm
30 mm Camera head	70 - 150 mm	70 - 150 mm	–
40 mm Camera head	100 - 300 mm	200 - 300 mm	–
Display size:	10.4"	10.4"	10.4"
Touchscreen:	✓	✓	✓
Cable length:	30 m	65 m	8 m
Metre counter:	✓	✓	✓
Cable Ø:	7 mm	7 mm	5.5 mm
Self levelling:	✓	✓	–
Sender:	✓	✓	–
Frequency:	33 kHz	33 kHz	–
Picture Resolution:	720 x 600 Pixel	720 x 600 Pixel	720 x 600 Pixel
Video format:	AVI	AVI	AVI
Video Resolution:	720 x 600 Pixel	720 x 600 Pixel	720 x 600 Pixel
Storage:	SD-Card	SD-Card	SD-Card
WiFi:	✓	✓	✓
Protocol feature:	✓	✓	✓
Audio-recording:	✓	✓	✓
Data handling:	✓	✓	✓

Page

208

209

209

Inspection & Locating

Video Inspection

ROSCOPE® i2000

Inspection and locating technology combined in one unit with multiple functions. Modular system allows for various applications.



Product Profile

APPLICATION AREA

The ROSCOPE® i2000 covers almost all inspection techniques within living and working spaces. Camera and locating modules allow a multifunctional use. WiFi technology enables a quick and easy data transfer.

KEY FEATURES

- User-friendly touchscreen monitor and simple menu guidance
- Easy data transfer for subsequent processing
- Audio recording and playback possible without further equipment
- USB charging function

TECHNICAL DATA

Display:	3.5" Touchscreen (color)
Video format:	AVI
Picture format:	JPEG, 640 x 480 pixels
Connection:	Mini-USB, AV-Out, SD-Card slot
Power supply:	Li-ion battery 3.7 V / 5.2 Ah

Versatile and user-friendly!

3.5" Touchscreen

640 x 480 pixel resolution (JPEG)

Ergonomic handling

Function keys arranged closely together

Slip-free handle

For comfortable and effort saving operation - even over long periods of time

Compatible connection

Previous ROTHENBERGER modules can be used

WiFi

Easy data transfer to mobile devices

SD-Card slot

Memory space for audio, video and image data

Integrated microphone

Integrated speaker

For audio playback

Powerful Li-ion battery

For an extra long battery life and short charging times



ROSCOPE® i2000 & ROCAM® 4 App

App for smartphone and tablet to edit and send recorded image data



APPLICATION ADVANTAGES

- WiFi-transmitter allows a live image transfer from the ROSCOPE® i2000 to mobile devices
 - Integrated editing function to indicate and mark specific pipeline damages
 - Synchronizing of stored images of the ROSCOPE® i2000 to allow further processing
 - Sending of edited pictures directly from the place of action
- See page 204

Transfer to mobile devices



Editing with the ROSCOPE® i2000 App



For Inspection: MULTIVIEW

Modular concept for visual inspection of pipes, hollow spaces and pipes

KEY FEATURES

4 different modules for the ROSCOPE® i2000 basic unit

- **Module TEC**
Hollow space inspection with self-leveling picture
 - **Module 25/16 or 25/22:**
Waterproof pipe module for pipe inspection in 90° bends from Ø 40 mm
 - **Module ROSCAN 150:**
Thermal image camera with overlay-technology for the precise detection of leaks
- See pages 205 - 207

Module TEC



Module 25/16



Module 25/22



Module ROSCAN 150



For Locating: ROLOC PLUS

Positioning module for sondes

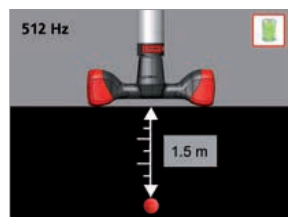
KEY FEATURES

- The unit guides through the locating process reliably
- Minimises the effort needed for evacuations or locating damaged areas on the pipe with pin-point locating of the camera head
- Pin-point locating of the specific location with the depth measurement function

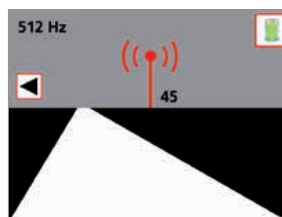
See page 207



Camera head is 1.5 m deep



Target is right of the running direction. Correction of your direction to the right is necessary



Inspection & Locating

Video Inspection

ROSCOPE® i2000 & ROCAM® 4 App

App for smartphone and tablet to edit and send recorded image data



Product Profile

KEY FEATURES

- WiFi-transmitter allows a image transfer live from the ROSCOPE® i2000 to mobile devices
- Integrated editing function to mark and name specific pipeline damages
- Synchronizing of stored images of the ROSCOPE® i2000 to allow further processing
- Sending of edited pictures directly from the place of action

TECHNICAL DATA

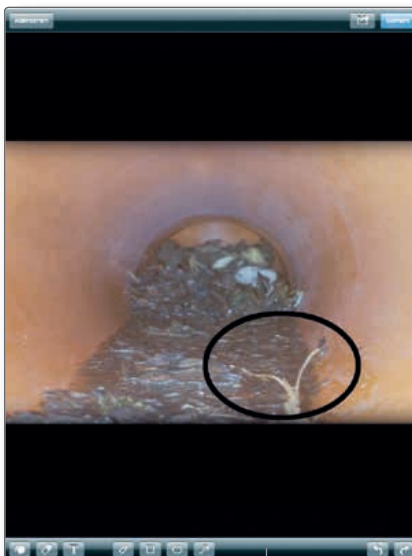
ROSCOPE® i2000:
Compatibility: iOS 5.1 or newer, Android 4.0 or newer
Size: 4.1 MB

ROCAM® 4:
Compatibility: iOS 8.1 or newer, Android 4.0 or newer
Size: 12 MB

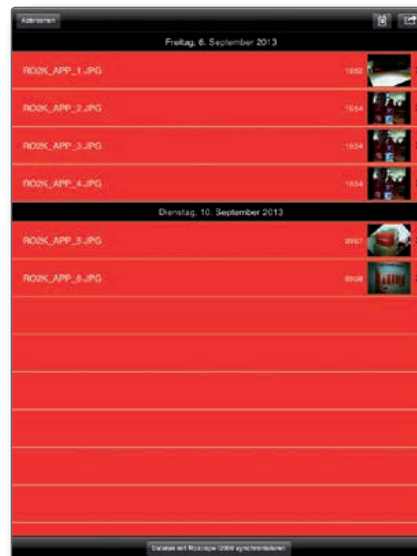
Live Image



Editing Display



Album



Album

Picture and Video Recording

Settings / Notes

Editing

Change to edit settings

- Color palette
- Pen and Rubber
- Text
- Rectangle, Circle, Arrow



10

Available for iOS and Android!



Inspection of basin drains



Sending of edited pictures directly from the place of action

ROSCOPE® i2000 Module TEC

High-performance camera for the inspection of hollow spaces and hard to reach areas

Product Profile

KEY FEATURES

- User-friendly touchscreen monitor and simple menu guidance
- Self-leveling camera head
- Recording and playback of the inspection on video (AVI) or photo (JPEG)
- Waterproof camera head as per IP 68

TECHNICAL DATA

Display:	3.5" Touchscreen (color) (technical data about basic unit available on page 208)
Camera head:	Ø 17 mm, self-leveling and waterproof, with 4 LED lights
Brightness:	100 LUX (0.5 m)
Cable length:	1 m
Power supply:	Li-ion battery 3.7 V / 5.2 Ah
Weight:	0.9 kg

Scope of delivery ROSCOPE® i2000 Module TEC (No. 1500000696):
ROSCOPE® i2000 basic unit, Module TEC, charger, plastic carrying case

Model		No.
ROSCOPE® i2000 Module TEC	1	1500000696
Module TEC (without basic unit)	1	69601
Set (hook, magnet, mirror)	1	69615

Self-leveling camera head



Inspection of hollow spaces



Camera head with high-performance LEDs



ROSCOPE® i2000 Module 25/22

High-performance camera for the inspection of pipes from Ø 40 up to 100 mm

Product Profile

KEY FEATURES

- Recording and playback of the inspection on video (AVI) or photo (JPEG)
- Extremely flexible camera head for 90° bends starting from Ø 40 mm

TECHNICAL DATA

Display:	3.5" Touchscreen (color) (technical data about basic unit available on page 192)
Camera head:	Ø 25 mm, waterproof, with 8 LED lights
Brightness:	100 LUX (0.5 m)
Cable length:	22 m
Cable diameter:	5.5 mm
Power supply:	Li-ion battery 3.7 V / 5.2 Ah
Weight:	3.1 kg

Scope of delivery ROSCOPE® i2000 Module 25/22 (No. 1000000860):
ROSCOPE® i2000 basic unit, Module 25/22, Module TEC, charger, plastic carrying case

Model		No.
ROSCOPE® i2000 Module 25/22 + Module TEC	1	1000000860
Module 25/22 (without basic unit)	1	69603
Guide skid for Module 25/16 and 25/22	1	74629

Cable length:
22 m!



Inspection of rain downpipes



Inspection of floor drains



¹⁾ Complete terms and conditions at www.rothenberger.com/service.
RO SERVICE+ only valid in participating countries.

Inspection & Locating

Video Inspection

ROSCOPE® i2000 Module 25/16

High-performance camera for the inspection of pipes from Ø 50 up to 100 mm. With an integrated transmitter for the precise locating of the camera head.



Product Profile

KEY FEATURES

- Recording and playback of the inspection on video (AVI) or photo (JPEG)
- Extremely flexible camera head for 90° bends starting from Ø 50 mm
- Can be used with guide skid up to Ø 100 mm
- Self-leveling picture
- Integrated transmitter for the precise locating of the camera head
- ROSCOPE® i2000 basic unit can also be used as control unit for the ROLOC PLUS locating module

TECHNICAL DATA

Display:	3.5" Touchscreen (color) (technical data about basic unit available on page 208)
Camera head:	Ø 25 mm, self-leveling and waterproof, with 4 extra bright LED lights
Brightness:	125 LUX (0.5 m)
Cable length:	16 m
Cable diameter:	8.5 mm
Frequency:	512 Hz
Power supply:	Li-ion battery 3.7 V / 5.2 Ah, 2 AA batteries (transmitter)
Weight:	3.9 kg

Simple locating of the camera head with the integrated transmitter!

3.5" Touchscreen

640 x 480 Pixel resolution

Battery compartment

For the power supply of the integrated transmitter (2 AA batteries included in delivery)

Rubberized base

Stable stand without slipping and damaging the surface

Inspection of access line



Inspection of rain drainpipes



WiFi

Easy data transfer to mobile devices

Integrated transmitter

For the precise locating of the camera head

Self-leveling camera head

Picture is always upright, no loss of orientation



Guide skid for Module 25/16 and 25/22

For centring of the camera head, better illumination of the pipe



No. 74629

Scope of delivery ROSCOPE® i2000 Module 25/16 (No. 1000000842): ROSCOPE® i2000 basic unit, Module 25/16, Module TEC, charger, plastic carrying case

Model		No.
ROSCOPE® i2000 Module 25/16 + Module TEC	1	1000000842
Module 25/16 (without basic unit)	1	1500000052
Guide skid for Module 25/16 and 25/22	1	74629

ROSCOPE® i2000 Module ROLOC PLUS

Easy to use pipe and sonde locating device. Available as a complete unit, as well as locating module for the ROSCOPE® i2000 Basic unit

Product Profile

KEY FEATURES

- Pin-point location of the sonde
- Precise depth measurement
- Different frequencies can be chosen
- Simple and clear menu design guides step-by-step through the locating process
- Telescopic function makes transporting in case easier

TECHNICAL DATA

Display:	3.5" Touchscreen (color) (technical data about basic unit available on page 208)
Frequencies:	512 and 650 Hz, 33 kHz active/passive, 50/60 Hz passive
Power supply:	Li-ion battery 3.7 V / 5.2 Ah
Dimensions:	95 x 32 x 30 cm (operating mode) 67 x 32 x 9 (transportation mode)
Weight:	1.4 kg

Scope of delivery ROSCOPE® i2000 Module ROLOC PLUS (No. 100000065): ROSCOPE® i2000 basic unit, Module ROLOC PLUS; Module TEC, charger, plastic carrying case

Model		No.
ROSCOPE® i2000 Module ROLOC PLUS + Module TEC	1	1000000861
Module ROLOC PLUS (without basic unit i2000)	1	1500000057

Also for use with
ROCAM® 4 Plus



Simple menu guidance
Guides step-by-step to targeted position

Telescopic function
For easier transport in case

Multi-frequencies
Locating of the most common camera heads

Depth measurement
Pin-point location of the transmitter position

Target is left of the running direction. Correction of your direction to the left is necessary

Depth measurement with a push of the button

512 Hz

512 Hz

ROSCOPE® i2000 Module ROSCAN 150

Infrared camera for leak detection

Product Profile

KEY FEATURES

- Overlay technology for precise leak detection
- Very high accuracy of measurement in the range of -20 °C to 220 °C
- 3.5" touchscreen for easy and intuitive handling
- WiFi-transmission to mobile end devices
- Recording of pictures (jpeg) and videos (avi)
- Recording and playback of audio comments
- Memory on internal SD-Card

TECHNICAL DATA

Display:	3.5" Touchscreen (color) (Technical Data Basic unit see page 208)
IR Pixel:	32 x 31
Display size:	23.8 x 23.1 mm
Temperature range of the object:	-20 °C up to 220 °C
NETD:	160 mK
Frame rate:	9 Hz
Ideal focus distance:	2 m

Model		No.
ROSCOPE® i2000 Module ROSCAN 150 + Modul TEC	1	1000000995
Module ROSCAN 150 (without Basic Unit i2000)	1	1500000932



Overlay-Technique:
Overlay of visual image and thermal image for accurate analysis and clear understanding

For ROSCOPE® 1000 and ROSCOPE® i2000!

Modular concept for ROSCOPE® 1000 and ROSCOPE® i2000

Hydraulic balance – Visualization of heating efficiency

¹⁾ Complete terms and conditions at www.rothenberger.com/service. RO SERVICE+ only valid in participating countries.

Inspection & Locating

Video Inspection

ROCAM® 4 Plus - 30 m

Inspection camera for pipes from Ø 40 – 300 mm with 30 or 65 m cable length, with integrated software for documentation and large removable 10.4" touchscreen.



Product Profile

KEY FEATURES

- Picture editing, change of camera settings and menu guidance via the 10.4" Colour-Touchscreen
- Direct recording of pictures (JPG) or video (AVI, resolution 720 x 600), as well as editing options (e.g. documentation of damage)
- Fast data recording with integrated keyboard to mark, highlight and name damages
- Picture and video transmission via WiFi, Micro-HDMI, Mini-USB, SD-Card
- Livestream of picture and data via WiFi to the ROCAM® 4 App
- Self-levelling and exchangeable camera heads
- Exchangeable reels for various working ranges
- New platform based battery technology

TECHNICAL DATA

Picture & video format: JPG / AVI (resolution 720 x 600)
Camera head: Ø 25 mm, waterproof with 8 LEDs
 Ø 30 mm, self-levelling and waterproof with 10 LEDs
 Ø 40 mm, self-levelling and waterproof with 36 LEDs
Working range: Ø 40 - 100 mm (Mini-Module)
 Ø 70 - 150 mm (30 mm camera head)
 Ø 100 - 300 mm (40 mm camera head)
Cable length: 30 m version
 65 m version
 8 m Mini-Module (optional)
Cable diameter: 7 mm (30 m und 65 m reel)
 5.5 mm (Mini-Module)
Transmitter Frequency: 33 kHz
Power supply: Li-Ion battery 18 V/4 Ah
 Main adaptor 110 - 230 V, 50 - 60 Hz (optional)

WiFi transmitter

Simple data transmission to mobile devices

Removable display unit with 10.4" Colour-Touchscreen

Full functionality, even in confined spaces

Integrated speakers

Direct audio replay

Cover protected connections for SD-Card, Micro-Hdmi, Mini-USB



Locating with ROSCOPE® Module ROLOC PLUS



Li-Ion battery 18V/4.0 Ah (same as ROMAX® 4000)

Long battery operation time (up to 6 hours)

Digital metre count

Precise determination of distance to camera head

Exchangeable reel system 30 m / 8 m

Large operating range from Ø 40 mm pipe diameter

Integrated microphone

Voice recording for documentation possible

10

Model	No.
ROCAM® 4 Plus - 30 m cable, 30 mm head EU	1500002613
ROCAM® 4 Plus - 30 m cable, 40 mm head EU	1500002614
ROCAM® 4 - 8 m Mini-Module, 25 mm camera head	1500001472

ROCAM® 4 Plus - 65 m

Inspection camera for pipes from Ø 40 – 300 mm with 65 m cable length, with integrated software for documentation and large removable 10.4" Touchscreen.



Exchangeable reel system
65 m / 30 m / 8 m

Large operating range from
Ø 40 mm pipe diameter

Transport trolley with
extendible handle

Comfortable transport
over long distances

New platform based battery technology



Transport trolley with extendible handle



Model	No.
ROCAM® 4 Plus - 65 m cable, 30 mm head EU	1500002615
ROCAM® 4 Plus - 65 m cable, 40 mm head EU	1500002616
ROCAM® 4 - 8 m Mini-Module, 25 mm camera head	1500001472

Mini-Modul ROCAM® Plus 4

Easy extension of the working range of the ROCAM® 4 for pipes Ø 40 - 100 mm



Product Profile

KEY FEATURES

- Professional Inspection of small pipe diameters
- Easy Handling due to Exchange reel system

TECHNISCHE DATEN

Camera head:	Ø 25 mm, waterproof with 8 LED lights
Working range:	Ø 40 - 100 mm
Cable length:	8 m Mini-Module
Cable diameter:	5.5 mm



10

Model	No.
Mini-Module ROCAM® 4 Plus	1500001472

ACCESSORIES

Model	No.
Camera head Ø 40 mm	1500000122
Camera head Ø 30 mm	1500000123
ROCAM® 4 Plus Accessories can be found on 210	



¹⁾ Complete terms and conditions at www.rothenberger.com/service. RO SERVICE+ only valid in participating countries.

Inspection & Locating

Video Inspection



ROCAM® Camera Heads

Camera heads made of high-quality materials for professional inspection of pipes from Ø 70 up to 300 mm

Produkt-Profil

KEY FEATURES

Excellent brightness:

- The ROCAM® camera head Ø 30 mm has over 10 ultra bright LED lights, that effortlessly illuminate pipes up to Ø 150
- The camera head can be mounted with a Ø 40 mm camera head for larger pipe diameters

Pressure tight screw slip-ring connection:

- Pressure tight connection (3 bar) between camera head and push cable
- High resistance to shock and impact
- Quick and toolless exchange of the camera heads
- No burden from electrical connections

High flexibility and resistant:

- Flexible spring provides 90° curveability in pipes up to Ø 70 mm when enough stability is provided
- Pressure tight up to 3 bar with the stainless steel casing
- Scratch and impact resistant with the sapphire glass objective

KEY FEATURES

Mountable transmitter:

- Optional 33 kHz transmitter can be used to determine the length of the camera head (90° from Ø 70)
- In small pipe diameters the transmitter can also be used without the camera head to determine the course of the pipe without a visual inspection

TECHNICAL DATA


Camera head:	Ø 30 mm with 10 LED lights Ø 40 mm with 36 LED lights self-leveling and waterproof
Brightness:	175 LUX (0.5 m), camera head Ø 30 mm 666 LUX (0.5 m), camera head Ø 40 mm

Always an upright picture!


10




Excellent illumination



Pressure tight screw slip-ring connection



High flexibility and durability



Mountable transmitter



Model	No.
Camera head Ø 30 mm	1500000123

Model	No.
Camera head Ø 40 mm	1500000122

Rolling Skids

Recommended for distances from 10 m

APPLICATION AREA

Rolling skids RS40/150 for pipe diameters Ø 150 - 200 mm
Rolling skids RS40/200 for pipe diameters Ø 200 - 300 mm

KEY FEATURES

- Optimized view of the pipe section
- Less pushing resistance with the fully rubberized wheels



Model	g		No.
For camera heads Ø 40 mm:			
Rolling skids Ø 150 mm	700	1	69118
Rolling skids Ø 200 mm	700	1	69119

Brush Attachments


To improve the overview in pipes from Ø 100 – 200 mm

APPLICATION AREA

Brush attachment Ø 100 for use in pipe Ø 100 - 150 mm
Brush attachment Ø 150 for use in pipe Ø 150 - 200 mm

KEY FEATURES

- Optimized view of the pipe section through centring in the pipe
- Dirt will not accumulate in front of the lens
- Good curveability with the brush flexibility



*Use with guide skid No. 69112 / 1500000817

Model	g		No.
Brush attachment Ø 100*	200	1	69113
Brush attachment Ø 150*	300	1	69117

Rolling Skids ROCAM® 4 Plus

For centring of the camera head in pipes for a better overview and illumination

APPLICATION AREA

Guide skid for pipe diameters Ø 70 - 150 mm
Guide skid with brush attachment for pipe diameters Ø 70 - 200 mm

KEY FEATURES

- Optimized view of the pipe section through centring in the pipe
- Dirt will not accumulate in front of the lens



Model	g		No.
For camera heads Ø 30 mm:			
Guide skid for Ø 150 mm	200	1	1500000120
Guide skid for brush attachments	200	1	1500000817
For camera heads ø 40 mm:			
Guide skid for ø 200 mm	200	1	69111
Guide skid for brush attachments	200	1	69112

Battery, Mains Adaptor and Charger ROCAM® 4 Plus

KEY FEATURES

- Extend the mobile operation spare battery
- No unintentional release of the battery, battery lock with click mechanism
- External battery charger, independent charging of the battery, higher mobility

TECHNICAL DATA

Battery: 18 V / 4.0 Ah, Li-Ionen



Model		No.
RO BP 18/4-battery 18V / 4.0Ah	1	1000001653
RO BC 14/36 charger, EU	1	1000001654
ROCAM® 4 Plus 230 V adaptor, EU	1	1000002085



11



Flushing & Pipe Cleaning

System Overview Flushing & Pipe Cleaning	214 - 215
Flushing	
Flushing Compressors	216 - 218
Cleaning Chemicals	218
Decalcifying	
Decalcifying Pumps	219
Decalcifying Chemicals	220
Pipe Cleaning manual	
Manual Pipe and Drain Cleaning Devices	222 - 224
Pipe Cleaning electric	
Manual Pipe and Drain Cleaning Machines	225
Sectional Drain Cleaning Machines	226 - 227
Drum Drain Cleaning Machines	228 - 231
Pipe & Sewer Cleaning Machines	232 - 233
Accessories Pipe Cleaning electric	234 - 235
Drain Cleaning Spirals	
Spirals	236 - 237
Drain Cleaning Tools	
Heads & Augers	238 - 242
Tool & Spiral Sets	243 - 244
Accessories Drain Cleaning Spirals	245
System Overview High Pressure Drain Cleaners	246
High Pressure Drain Cleaning	
High Pressure Drain Cleaners	246 - 247

Flushing & Pipe Cleaning

System Overview

Flushing



	ROPULS	ROPULS eDM
Connection:	1"	1"
Max. pipe diameter:	Ø 50 mm	Ø 50 mm
Max. water pressure:	7 bar	7 bar
Documentation:	-	✓
Page:	216	217

Pipe Cleaning



	WC-Blitz	ROPOWER® HANDY	ROSPIMATIC	ROSPI® 6 H+E Plus	ROSPI® 8 H+E Plus
Operation mode:	manual	manual	electric	manual / electric	manual / electric
Working range:	Ø 50 - 100 mm	Ø 50 - 100 mm	Ø 20 - 50 mm	Ø 20 - 50 mm	Ø 20 - 50 mm
Max. spiral length:	1 m	2.3 m	7.5 m	4 m	7.5 m
Spiral diameter:	13 mm	16 mm	8 mm	6 mm	8 mm
Power:	-	-	630 W	-	-
Page:	224	224	225	223	223



	R 550	RODRUM M 13	RODRUM M 16	RODRUM L 16	R 600
Operation mode:	electric	electric	electric	electric	electric
Working range:	Ø 20 - 100 mm	Ø 70 - 100 mm	Ø 70 - 125 mm	Ø 70 - 125 mm	Ø 20 - 150 mm
Max. spiral length:	40 m	30 m	45 m	45 m	60 m
Spiral diameter:	8**/ 10**/ 16 mm	13 mm	16 mm	16 mm	8**/ 10**/ 16/ 22 mm
Power:	440 W	620 W	620 W	620 W	690 W
Page:	226	230	230	230	226

Decalcifying



Tank volume:	15 l	15 l
Volume flow:	40 l/min	40 l/min
Delivery height:	10 m	10 m
Motor rating:	150 W	150 W
Max. temperature:	50 °C	50 °C
Flow reversal:	manual	automatic

Page:

219

219

Pipe Cleaning



manual / electric	electric	manual	electric
Ø 20 - 70 mm	Ø 40 - 70 mm	Ø 50 - 100 mm	Ø 50 - 100 mm
10 m	10 m	15 m	15 m
10 mm	10 mm	13 mm	13 mm
-	440 W	-	440 W

223

228

224

228



electric	electric	electric	electric	electric	fuel
Ø 20 - 150 mm	Ø 50 - 200 mm	Ø 70 - 250 mm	Ø 70 - 250 mm	Ø 70 - 250 mm	Ø 100 - 600 mm
65 m	80 m	60 m	80 m	100 m	140 m*
8**/ 10**/ 16 / 22 mm	16**/ 22 mm / 32 mm	20 mm	22** / 32 mm	22 / 32 mm	32 mm / rod system
1,350 W	1,400 W	620 W	1,400 W	1,400 W	4,800 W

227

227

230

232

232

233

* with a rod

** only usable with collet, clamping jaws or adaptor magazine (see page 234)

Flushing & Pipe Cleaning

Flushing

ROPULS eDM flushing compressor

For scouring and cleaning of heating systems and flushing of drinking water pipes according to EN 806 / DIN 1988-2 with protocol function



Product Profile

KEY FEATURES

- **One unit – three uses** for safety and energy efficiency:
 - Flushing of floor heating systems / heating circuits
 - Flushing of drinking water pipes as per DIN 1988-2
 - Sanitizing of drinking water pipes
- Compact dimensions and practical carriage for simple handling during transport and at the building site
- Two flushing speeds (impulse and long-term flushing) for good cleaning results
- Simple to use with the clearly arranged control panel
- Chemical cleaning with ROCLEAN accessories possible
- Free app for easy, professional creation of flushing-protocols as PDF files

TECHNICAL DATA

Pipe connection:	R 1" GK-Coupling
Max. pipe diameter:	DN 50/2"
Max. flow rate:	5 m ³ /h
Max. water pressure:	7 bar
Max. water temperature:	30 °C
Protection class:	IP 20
Oil deposition rate:	99.9%
Particle retention rate:	0.3 µm compressor
Max. operating pressure:	8 bar
Engine power:	1.5 kW
Mains connection:	230 V - 50 Hz
Dimensions (H x W x D):	630 x 380 x 340 mm

Large LED display for flow rate amounts and metering impulse, membrane keyboard with program selection keys

Clearly arranged control panel

Quick connect NW 7.2

For connecting pneumatic tools

Function switch

Enables you to change ROCLEAN functions easily

ROPULS eDM App with documentation feature

ROPULS eDM with ROCLEAN Function for cleaning and conservation



For removing deposits in floor heating and radiators

Clean heating systems save energy

Loosening and flushing of construction material before the initial start up

Clean, perfect hygienic pipe systems regarding drinking water installations

Flushing of drinking water pipes with pulsing compressed air water mix as per DIN 1988-2

Safety for plumbers and plant operators

ROPULS eDM – Documentation

- ✓ Easy
- ✓ Fast
- ✓ Professional

ROCLEAN Function, optional available for ROPULS eDM and ROPULS Flushing compressor!

Scope of delivery (No. 100001134) ROPULS eDM flushing compressor, 2 x 1 m fabric hose 1" with GK coupling

Model	kg	No.
ROPULS eDM flushing compressor with hoses	28	100001134

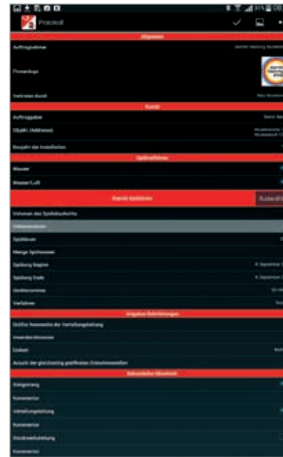
ROPULS eDM App

Professional working and documentation due to eDM (electronic Data Management)



KEY FEATURES

- Report can be e-mailed immediately as a PDF
- Transfer of flushing data via Bluetooth
- Applicable for Android and Windows devices
- Easy, fast, professional documentation
- Company profiles and protocols individually customizable
- Live data transfer to handheld unit
- Templates for various flushings-protocols available



ROPULS Flushing Compressor

With the same range of functionality as ROPULS eDM, but without eDM (electronic Data Management)



Function switch

Enables you to change ROCLEAN functions easily

For removing deposits in floor heating and radiators

Clean heating systems save energy

Loosening and flushing of construction material before the initial start up

Clean, perfect hygienic pipe systems regarding drinking water installations

Flushing of drinking water pipes with pulsing compressed air water mix as per DIN 1988-2

Safety for plumbers and plant operators

ROCLEAN Function, optional available for ROPULS eDM and ROPULS Flushing compressor!

Scope of delivery (No. 100000145) ROPULS flushing compressor, 2 x 1 m fabric hose 1" with GK coupling

Model	kg	No.
ROPULS flushing compressor with hoses	28	100000145

ROPULS with ROCLEAN Function: Flushing of drinking water pipes



ROPULS Flushing compressor with ROCLEAN Function



ACCESSORIES

Model	No.
ROCLEAN Injector	100000190
Pressure regulator 2 bar	150000203

ROCLEAN cleaning and conservation on page 218



¹⁾ Complete terms and conditions at www.rothenberger.com/service. RO SERVICE+ only valid in participating countries.

Flushing & Pipe Cleaning


Flushing

ROCLEAN Function

For cleaning and conserving radiator heating systems, surface heating systems as well as for disinfection of drinking water lines

1 The pressure reducer has to be installed on the water input side of the ROPULS flushing compressor. This maintains the incoming pressure of the fresh water feed constant at 2 bar.

2 The **ROCLEAN Injektor** has to be installed on the water output side. The injector constantly and securely doses the bottle contents to the system to be cleaned.



Model	kg	⊞	No.
ROCLEAN Injektor	1.1	1	100000190
Pressure regulator 2 bar	0.3	1	150000203

Cleaning and Preservation with ROCLEAN

Cleaning chemicals for radiator heating systems



For cleaning incrustations and tough deposits. Suitable for all standard pipe materials. Does not stay in system. One bottle per 100 l system volume.



Cleaning chemicals for surface heating systems



For cleaning of deposits and bio films. Suitable for all standard pipe materials. Does not stay in system. One bottle per 100 l system volume.



Preservative for radiators and surface heating systems



Maintains the cleaned condition and protects the system. One bottle is sufficient for 100 l system volume.



Disinfection of drinking water systems



Does not stay in system. One bottle per 100 l system volume.



Cleaning and preservation steps:

Before cleaning	
Step 1: Mechanical cleaning	
Step 2: Chemical cleaning	
Step 3: Preserving	

Model	Color code	kg	⊞	No.
ROCLEAN Injektor		1.1	1	100000190
Pressure regulator 2 bar		0.3	1	150000203
Chemical cleaning:				
– Radiator heating systems	●	6.3	6	150000200
– Surface heating systems	●	6.3	6	150000201
Preservative	●	6.3	6	150000202
Disinfection	●	6.3	6	150000157

Flushing & Pipe Cleaning

Decalcifying

ROCAL 20 / ROMATIC 20

Decalcifying pump with flow direction change



Product Profile

RANGE OF USE

For the quick decalcifying of heat exchangers, water pipes, water tanks, heat and cooling systems

KEY FEATURES

- With the help of the flow reversal (change of the direction of flow) even very hard calcifications and deposits can be loosed
- Only ROMATIC: Running time of the pump and flow reversal can be programmed, which enables comfortable operation
- Approved for fluid temperatures up to 50° C for especially efficient decalcifying
- Constant circulation of the decalcifying chemical prevents damage that can be caused by the development of gas during decalcification

TECHNICAL DATA

Connection: R 1/2"
Tank volume: 15 l
Power supply: 230 V 50 Hz
Motor rating: 150 watts
Volume flow: 40 l / min.
Delivery height: 10 m



Abb. ROCAL 20

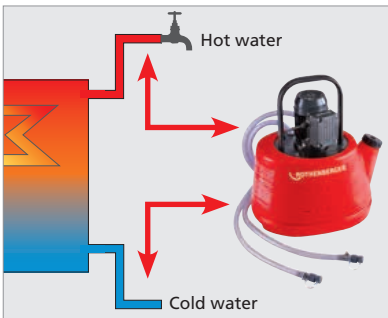
Automatic flow reversal!



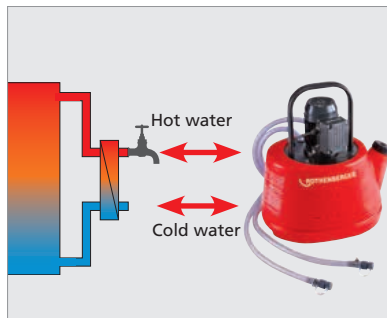
Abb. ROMATIC 20



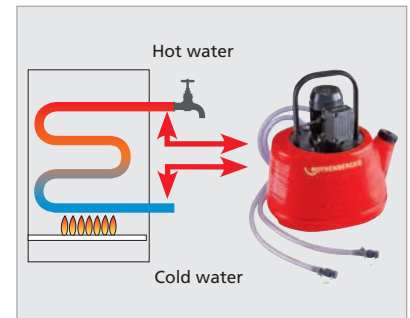
Decalcifying of drinking water storage tanks



Decalcifying of fresh water stations and external heat exchangers



Decalcifying of heat exchangers, water heaters or drinking water pipes



Scope of delivery: ROCAL 20 (No.61100) and ROMATIC 20 (No. 61190) each contain: 2x hoses with 1/2" connection (2 m long), 2 x double nipple 1/2-3/8", 2 x double nipple 1/2-3/4", 2 x double nipple 1/2-1/2", 2x double socket 3/4-3/4", 2 x reduction piece 1/2-3/4"

Model	kg		No.
ROCAL 20	6	1	61100
ROMATIC 20	6	1	61190

ACCESSORIES



Decalcifying chemical for ROCAL 20, ROMATIC 20 see 220

¹⁾ Complete terms and conditions at www.rothenberger.com/service. RO SERVICE+ only valid in participating countries.

Flushing & Pipe Cleaning

Decalcifying

ROCAL Acid Multi / Plus

Decalcifying chemical for use with ROCAL 20, ROMATIC 20

Product Profile

RANGE OF USE

ROCAL Acid Multi

For the safe decalcification of all piping systems, heat exchangers, fresh water stations and water tanks

ROCAL Acid Plus

For strong calcifications and scale build-up. Only suitable for technical systems. Not suitable for drinking water pipes.

KEY FEATURES

- With colour indication. The use of the chemical effects is shown by the change of the fluid colour
- Concentrate to mix with water
- With corrosion protection



No. 1500000115

No. 1500000116

No. 1500000117



No. 61105

No. 61106

No. 61110

	ROCAL Acid Multi	ROCAL Acid Plus
Copper	●	●
Steel	●	●
Stainless steel	●	-

● suitable - unsuitable

	ROCAL Acid Multi	ROCAL Acid Plus
Aluminium	●	-
Brass	●	-
Plastic	●	-

● suitable - unsuitable

Model	kg	kg	No.
ROCAL Acid Multi	5	1 4	1500000115
ROCAL Acid Multi	10	1 2	1500000116
ROCAL Acid Multi	30	1	1500000117

Model	kg	kg	No.
ROCAL Acid Plus	5	1 4	61105
ROCAL Acid Plus	10	1 2	61106
ROCAL Acid Plus	25	1	1500000914

11

Neutralizer Powder

Neutralizes ROCAL Acid Plus / ROCAL Acid Multi

Product Profile

RANGE OF USE

Use is necessary after ROCAL Acid Plus / ROCAL Acid Multi has been used. The neutralizer dissolves in water. The decalcification pump and system are flushed with this solution. The PH value in the system and pump is neutral afterwards.

Model	kg	kg	No.
Neutralizer Powder	1	1 5	61115
Neutralizer Powder	10	1 2	61120



No. 61115

No. 61120

ROSOLAR PUMP / ROSOLAR PUMP PLUS



Solar filling pump

Product Profile

KEY FEATURES

- A powerful centrifugal pump for rapid filling and effective flushing out and ventilation of solar plant
- Optional: robust and heat resistant (up to 90°C) Impeller pump: small particles of solid materials are also conveyed without difficulty. Fitted with a pressure relief valve
- Heat resistant hoses (up to 100°C) allow safe filling and maintenance of solar plant
- A height-adjustable (76-110 cm) telescopic grip for spacesaving storage, simple transport and good handling in tight cellars
- Well thought-through handling: the canister can easily be filled through the large opening. The shut-off valve in the bottom allows simple/uncomplicated emptying of the whole container

TECHNICAL DATA

Dimensions (H x W x D):	49 x 51 x 76 cm
Container volumes:	30 l
Hoses:	Length: 2 x 3 m Connections: 3/4" Heat resistant: up to 100°C

Height-adjustable telescopic grip (76 - 110 cm)

Small and flexible as required

A generously dimensioned container opening

Makes easy and secure filling possible

Optional: A fleece filter bag

For gentle treatment of the internal filter on older plant experiencing strong pollution

Heat resistant hoses (up to 100°C)

Safe working – also when servicing solar plant with knit protection at the hose connection

Optional: impeller pump

Small particles of solid materials are also conveyed without difficulty

A dirt filter with sight glass

Filters residues out of the medium



11

Return flow cover with filter



Hose connection with anti-kink protection



Ball valve



Model	No.
ROSOLAR PUMP (with centrifugal pump)	1500000135
ROSOLAR PUMP PLUS (with impeller pump)	1500000136
Fleece filter bag ROSOLAR (10 pcs.)	1500001236
Return flow cover (for filter bags)	1500001235

Flushing & Pipe Cleaning

Pipe Cleaning Manual

ROPUMP® SUPER PLUS

Professional force pump cleaner

The optimum introduction tool for the removal of obstructions in basins, bowls, tubs and toilets, etc., using water pressure

Quick – Compact – Handy!

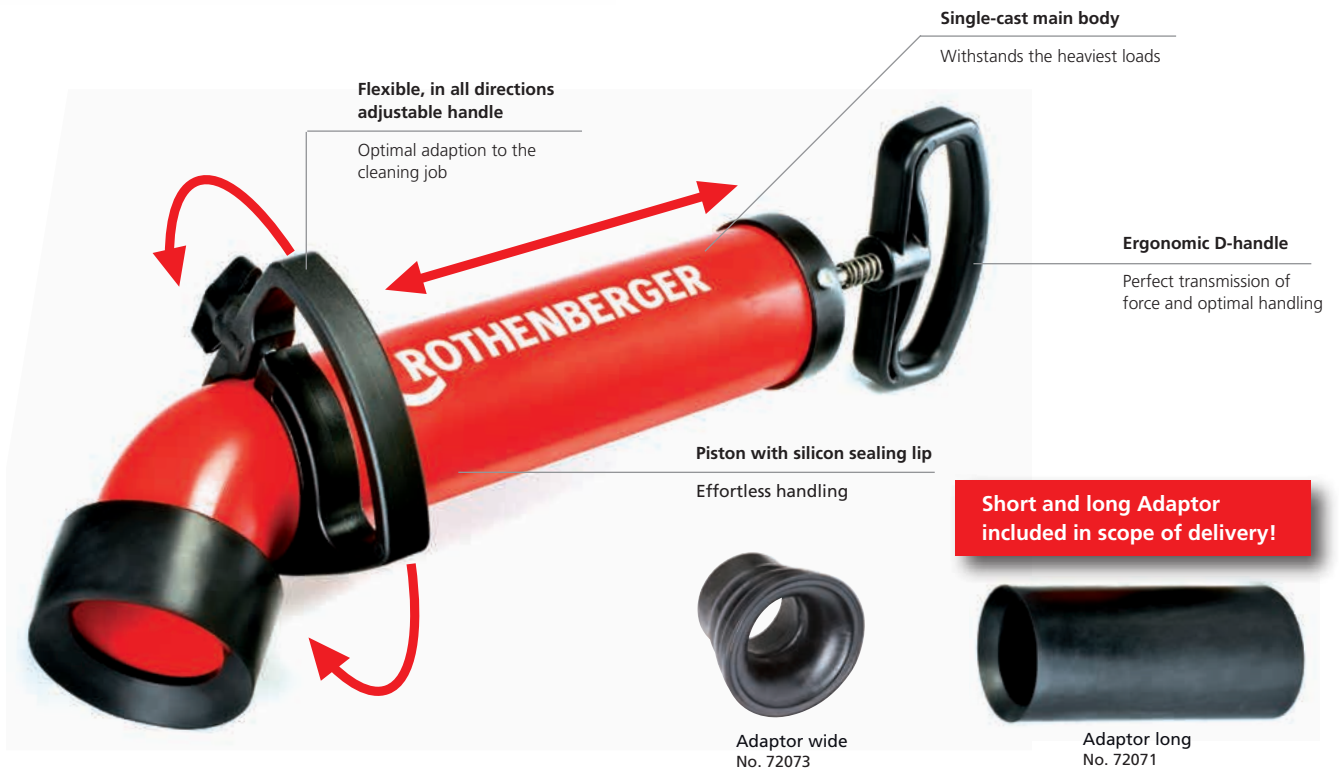
Product Profile

KEY FEATURES

- Optimal adaption to the job due to adjustable handle
- Good force transmission with ergonomic handles
- Optimal sealed system and therefore high suction and pressure power with single cast main body

KEY FEATURES

- Simple handling with the perfect adaption to the drain and easy to use with ergonomic formed components



Short adaptor



Long adaptor



Model	kg	g	No.
ROPUMP® SUPER PLUS with 2 Adaptors (long, short)	2.00	1	072070X
ROPUMP® SUPER PLUS 3 adaptors (long, short, wide) and toolbag	3.30	1	1000001762
Adaptor long	0.66	1	72071
Adaptor short	0.16	1	72072
Adaptor wide	0.40	1	72073

11

ROPUMP®

Force pump cleaner according to the air-pump principle with water pressure



Dissolves obstructions in drains, basins, showers, bathtubs, etc.

Product Profile

KEY FEATURES

- Small and handy
- Compact and effective

Model	g	No.
ROPUMP® with flexible socket	500	1 71991

ROSPI® H+E PLUS

Professional manual and electrical drain cleaning unit

Clean and comfortable removal of obstructions in kitchen, bath, toilets or drainage openings with drain cleaning spiral


Product Profile

KEY FEATURES

- Removal of sinks and siphon filters is not necessary
- Switch from manual to electrical use within seconds
- Secure hold even at higher speeds during drill operation
- Impact-resistant and protected from dirt contamination
- Hexagonal drive for conventional power drills

TECHNICAL DATA

Working range:	20 - 50 mm
Spiral:	Ø 8 mm x 7.5 m



Electrical operation with cordless drill



Manual operation



Model		kg		No.
ROSPI® 6 H+E Plus	4.5 m	1.4	1 2	72090
ROSPI® 8 H+E Plus	7.5 m	3.5	1 2	72095
ROSPI® 10 H+E Plus	10.0 m	4.8	1 2	72005

For spare spirals see 245

Flushing & Pipe Cleaning

Pipe Cleaning Manual & Electric

ROPOWER® HANDY

Manual drain cleaning unit, Ø 50 - 100 mm

A universal manual drain cleaning unit for fast clearance of obstructions. The spiral permits the attachment of a wide range of ROTHENBERGER pipe cleaning tools with 16 mm couplings

KEY FEATURES

- Additional spiral cleaning effects with the use of a square spiral



Set (No. 71973) includes: ROPOWER® PROFILE Spiral 2.3 m without core (No. 72494), manual crank (No. 71976), safety gloves (No. H81401), separating pin (No. 72100), blade cutter Ø 25 mm (No. 72169)

Model	kg		No.
ROPOWER® HANDY complete	1.7	1	71975
ACCESSORIES			
Manual crank	0.4	1	71976
ROPOWER® PROFILE CABLE w/o plastic core	1.2	1	72494

WC-BLITZ RO-3 Toilet Auger

KEY FEATURES

- Flexible use even in hard-to-reach places**
With tough cleaning bulb auger. Extendable handle and 1 m spiral length, Ø 1/2"
- No damage to ceramic surfaces**
Angle made out of plastic

Angle with plastic protection

No damage to ceramic surfaces in the visual range

Ergonomic handle with soft grip inlet

Reliable and safe use, firm grip

T-groove coupling at No. 1500001324

Universal bulb auger

High mobility in bends

Model	kg		No.
WC-Blitz RO-3 complete with spiral	2.75	1	78551
WC-Blitz RO-3 with tool coupling	2.90	1	1500001324

Manual Drain Cleaner Type 3 S

For pipes Ø 40 - 100 mm

Spirals Ø 13 mm x 15 m with 16 mm coupling

KEY FEATURES

- Flexible use with a wide range of applications**
For use with all ROTHENBERGER drain cleaning tools with 16 mm couplings
- Cleaning unit with stand**
Secure use
- Plastic spiral drum**
Corrosion-proof and impact-resistant



Set includes (No. 72003): Manual drain cleaner type 3 S (No. 72003), spirals Ø 13 mm x 15 m (No. 72016), cross-blade cutter Ø 35 mm (No. 72176) and separating pin (No. 72100)

Model	kg		No.
Manual drain cleaner type 3 S, complete	17.50	1	72003
Spare spiral Ø 13 mm x 15 m	7.00	1	72016
Cross-blade cutter Ø 35 mm	0.04	1	72176
Separating pin	0.01	1	72100

Further Ø 16 mm tools can be found on 238

ROSPI® R 36 Plus



Electrical drain cleaning unit for pipes Ø 20 - 75 mm

Ideal for small jobs in the kitchen, bathroom or toilet

KEY FEATURES

- Clean use and sturdy construction**
Closed plastic container for spiral, impact-resistant and crack-proof
- Safe grip and operation even at high speed**
Extra long handle with soft grip inlay

TECHNICAL DATA

For pipes: Ø 20 - 75 mm
Spirals: Ø 8 mm x 7.5 m (Standard) & Ø 10 mm x 7.5 m



Model	kg		No.
ROSPI® R 36 Plus Standard Electro	4.7	1	72525
For spare spirals see 245			

Flushing & Pipe Cleaning

Pipe Cleaning electric



ROSPIMATIC

Electrical pipe and drain cleaning machine up to Ø 50 mm

Powerful and quick removal of tough obstructions in access lines with the one-of-a-kind spiral forward and reverse system without changing the rotational direction

Product Profile

KEY FEATURES

- Switch between forward and reverse under full-load without the need to change the motor rotational direction is possible, which makes obstruction removal faster
- The spiral can be combined with 3 different cleaning tools, more efficient operation
- Spiral locking mechanism with torque control prevents crushing of the spiral
- Enclosed spiral container prevents contamination by reversal of the spiral
- The flexible protective hose prevents the surrounding from soiling with spray water

TECHNICAL DATA

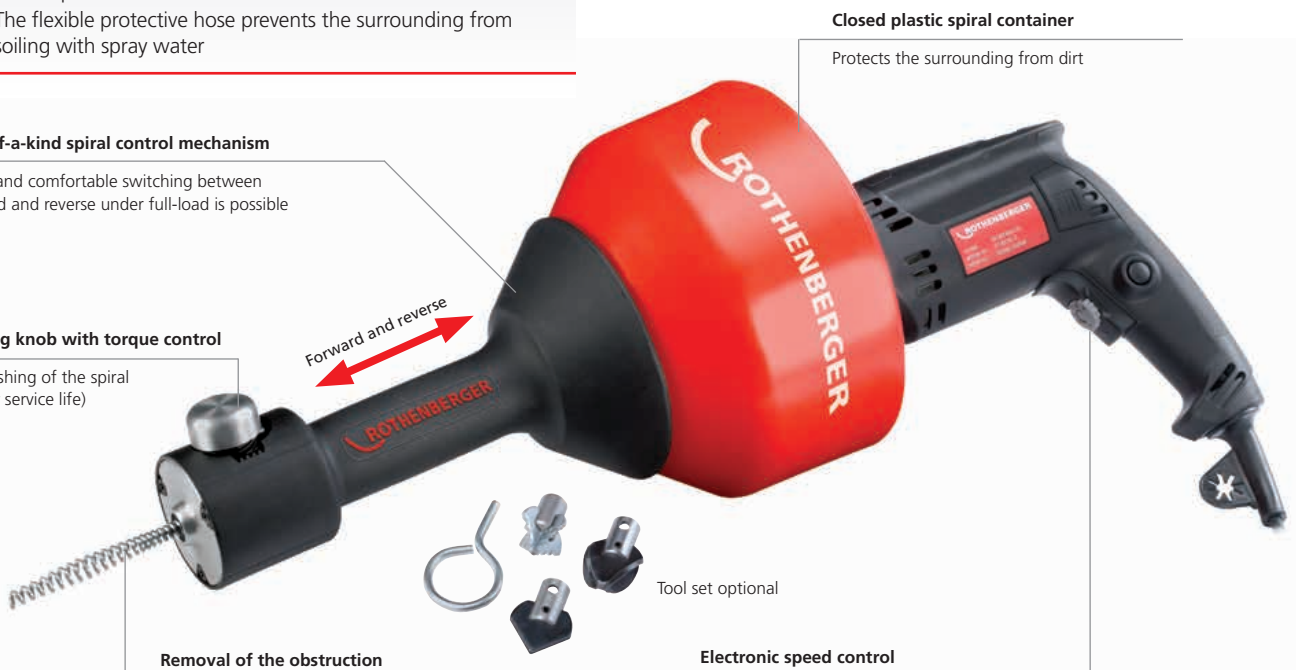
Application range:	20 - 50 mm
Spiral with inner-core & Bulb auger:	Ø 8 mm x 7.5 m
Dimensions (without spiral):	560 x 200 x 320 mm
Weight (with 8 mm spiral):	5 kg
Rating:	630 W
Speed:	0 - 950 min ⁻¹

One-of-a-kind spiral control mechanism

Quick and comfortable switching between forward and reverse under full-load is possible

Locking knob with torque control

No crushing of the spiral (longer service life)



Removal of the obstruction

Spiral can be combined with 3 different pipe cleaning tools (accessories, retrofittable)

With bulb-auger



With coupling for various tools



With flexible guide hose



Set (No. 72942) includes: blade cutter (No. 72764), cross-blade cutter (No. 72765), ball head cutter (No. 72766), separating pin (No. 72102)

Model	☞	No.
ROSPIMATIC incl. 8 mm / 7.5 m spiral, 230 V	1	78576
Spiral 8 mm / 7.5 m with steel core	1	72413
Spiral 8 mm / 7.5 m with coupling and core	1	72425
Tool set (4 pcs.)	1	72942
ROSPIMATIC protective hose	1	72542

Fast removal of obstructions



For additional accessories see 234

¹⁾ Complete terms and conditions at www.rothenberger.com/service. RO SERVICE+ only valid in participating countries.

Flushing & Pipe Cleaning

Pipe Cleaning Electric



Model		230 V	110/115 V
R 550 including guide hose	16.0	72686	72631
Tool sets and accessories starting on		234	

R 550

Drain cleaning machine for pipe Ø 20 - 100 mm

Reliable, high-performance drain cleaning machine with a variety of general purpose maintenance uses

Product Profile

APPLICATION AREA

Especially light, compact and handy design:
Ideal for the universal service use by pipe obstructions in connecting pipes from wash basins, toilets, sewage pipes, floor drains and roof drainage

KEY FEATURES

- Extremely light
- Direct attachment of 16 mm spirals
- Optional Ø 8 and 10 mm with adaptor magazine possible
- Maximum working length 40 m, with Ø 16 mm S-spiral

TECHNICAL DATA

For pipe diameters:	Ø 20 - 100 mm
Direct attachment:	Ø 16 mm spirals
With adaptor magazine:	Ø 8 mm and 10 mm
Max. working length:	40 m with Ø 16 mm S-spirals 10 m with Ø 8 and 10 mm spirals
Rating:	440 W (Power input)
Voltage:	230 / 110 / 115 V, 50 Hz
Speed:	583 min ⁻¹ , RH and LH drive
Weight:	16.0 kg

11



Model		230 V	110/115 V
R 600 including guide hose	20.9	72687	72632
Tool sets and accessories starting on		234	

R 600

Drain cleaning machine for pipe Ø 20 - 150 mm

For installation and maintenance work in hospitals and municipal facilities

Product Profile

APPLICATION AREA

Universal use both indoors and outdoors:
The powerful motor works reliably even against stubborn obstructions. A wide range of accessories is available

KEY FEATURES

- Direct up take of 16 mm and 22 mm spirals
- Optional Ø 8 and 10 mm with adaptor magazine possible
- Maximum working length 50 m, with Ø 16 mm S-spirals
- Maximum working length 60 m, with Ø 22 mm S-spirals

TECHNICAL DATA

For pipe diameters:	Ø 20 - 150 mm
With direct attachment:	Ø 22 and 16 mm spirals
With adaptor magazine:	Ø 8 and 10 mm
Max. working length:	60 m with Ø 22 mm S-spirals 50 m with Ø 16 mm S-spirals 10 m with Ø 8 and 10 mm spirals
Rating:	690 W (Power input)
Voltage:	230 / 110 / 115 V, 50 Hz
Speed:	467 min ⁻¹ , RH and LH drive
Weight:	20.9 kg

Flushing & Pipe Cleaning

Pipe Cleaning Electric

R 650

Drain cleaning machine for pipe Ø 20 - 150 mm

For professional mobile drain cleaning. Compact, robust and powerful, even by the toughest pipe obstructions



Product Profile

APPLICATION AREA

Perfectly suited for rough use and in extreme working conditions: Quiet operation and powerful cleaning action, even when cutting through roots or grinding out cement and lime deposits

KEY FEATURES

- Double motor performance *(cp. R 600)
- Flexible with drive lever that can be fitted on the side
- Direct up take of 22 mm and 16 mm spirals
- Optional Ø 8 and 10 mm with adaptor magazine possible
- Maximum working length 65 m, with Ø 22 mm S-spiral

TECHNICAL DATA

For pipe diameters:	Ø 20 - 150 mm
Direct attachment:	Ø 22 and 16 mm spirals
With adaptor magazine:	Ø 8 mm and 10 mm
Max. working length:	65 m with Ø 22 mm S-spirals 55 m with Ø 16 mm S-spirals 10 m with Ø 8 and 10 mm spirals
Rating:	1,350 W (Power input)
Voltage:	230, 50 Hz
Speed:	623 min ⁻¹ , RH and LH drive
Weight:	22.8 kg



Drive lever can be fitted on the side

Flexible use

Model kg 230 V

R 650 including guide hose 22.8 **72688**

Tool sets and accessories starting on 234

R 750

Drain cleaning machine for pipe Ø 20 - 200 mm

For professional mobile drain cleaning. Compact, robust and powerful, even by the toughest pipe obstructions



Product Profile

APPLICATION AREA

Perfectly suited for the cleaning of domestic connections and main pipes:
Quiet operation and powerful cleaning action. Usable for such as chain spinning, grinding and cutting roots

KEY FEATURES

- Drive lever can be rotated (180°), locked and used as a handle for easy wheeling
- Direct up take of 32 mm and 22 mm
- Optional Ø 16 mm with clutch jaw possible
- Maximum working length 80 m, with Ø 32 mm S-spirals

TECHNICAL DATA

For pipe diameters:	Ø 20 - 200 mm
With direct attachment:	Ø 32 and 22 mm spirals
With clutch jaw:	Ø 16 mm
Max. working length:	80 m with Ø 32 mm S-spirals 70 m with Ø 22 mm S-spirals 55 m with Ø 16 mm S-spirals
Rating:	1,400 W (Power input)
Voltage:	230, 50 Hz
Speed:	467 min ⁻¹ , RH and LH drive
Weight:	33.5 kg



Full rubber transport wheels

Comfortable transport, high mobility and a secure stand

Model kg 230 V

R 750 including guide hose 33.5 **72689**

Tool sets and accessories starting on 234

11

¹⁾ Complete terms and conditions at www.rothenberger.com/service.
RO SERVICE+ only valid in participating countries.

Flushing & Pipe Cleaning

Pipe Cleaning Electric

RODRUM S

Drum drain cleaning machine with automatic spiral feed. For pipes from Ø 40 - 100 mm. Perfectly suited for use in public and commercial buildings.

Product Profile

KEY FEATURES

- Clean and discreet use
- Easy handling due to automatic spiral feeding and retrieving
- New feeding unit for direct pressure relief by release of the feeding handle
- Machine works with Ø 10 and Ø 13 mm spirals

KEY FEATURES

- **Flexible use:**
Drum interchangeable for different pipe diameters
- **Easy to use:**
Feeding and pressure relief with single handle
- **Clean:**
Spiral in detachable drum

Interchangeable drum

Fast change between Ø 10 mm and Ø 13 mm spirals, easy to carry

Spiral protection

Fast tension relief from the spiral to prevent damage just by releasing the lever

Cleanout slots and drain plug

Easy and fast cleaning of the drum

Rubber feet

No damage to the floor

2-in-1 feeding unit

Suitable for Ø 10 mm and Ø 13 mm spirals



Flushing & Pipe Cleaning

Pipe Cleaning Electric



APPLICATION AREA

- Compact constructions: Ideal for service deployment to unblock pipes in connecting pipes of wash basins, toilets, drainage pipes, floor drainage
- The dirty spiral moves on retraction into the spiral drum. Due to its clean and discrete operation, the machine is best suited for SHK-companies and their services in private houses, hospitals and clinics, gastronomy and hotels, Facility Management and public buildings

TECHNICAL DATA

Working range / Pipe diameter: Ø 40 - 100 mm
Max. working length: 10 m (with 10 mm Spirals)
 15 m (with 13 mm Spirals)
Power: 440 W
Speed (Drum) 300 r/min⁻¹
Product dimensions: 58 x 33 x 39 cm

Cleaning of floor drain with 13 mm spiral



Convenient transport thanks to detachable drum



Interchangeable drum for different working ranges



Model	kg	No.
RODRUM S 10 EU	18.9	1000001256
RODRUM S 13 EU with tool kit	25.7	1000001257
Spiral 13 mm x 15 m with reinforced wire		72016

Set (No. 1000001256) includes: RODRUM S 10, Guide hose (No.1300002581), Spiral guide gloves (No.1500000439)


Set (No. 1000001257) includes: RODRUM S 13, Spiral guide gloves (No.1500000439), Chain spinning head (No. 072185F), Cross blade cutter (No.72176), Forked cutter (No.72164), Bulb auger (No. 72163), Retrieving auger (No. 72162), Straight auger (No. 72161), Separating pin (No.72100), Guide hose (No.1300002581), ROCASE (No. 1300003334) with inlay (No. 1300003372)

Set (No. 1000001308) includes: Chain spinning head (No. 072185F), Cross blade cutter (No.72176), Forked cutter (No.72164), Bulb auger (No. 72163), Retrieving auger (No. 72162), Straight auger (No. 72161), Separating pin (No.72100), ROCASE (No. 1300003334) with inlay (No. 1300003372)

ACCESSORIES

Model	kg	No.
RODRUM S 10 Drum	5.5	1000001275
RODRUM S 13 Drum	11.4	1000001276
Tool kit 16 mm	5.5	1000001308

Spirals, Drain cleaning tools 236



¹⁾ Complete terms and conditions at www.rothenberger.com/service. RO SERVICE+ only valid in participating countries.

Flushing & Pipe Cleaning

Pipe Cleaning Electric

RODRUM M & L

Drum drain cleaning machine with automatic spiral feed. For pipes from Ø 70 – 250 mm. Perfectly suited for use in public and commercial buildings as well as house connection pipes.



Product Profile

KEY FEATURES

- Interchangeable drums for quick and easy adaption to different pipe diameters without use of any tool
- Clean and discreet use
- Easy handling due to automatic spiral feeding and retrieving
- Spiral protection due to direct pressure relief by release of the lever
- Machine works with 13, 16, 20 mm spirals

RANGE OF USE

- RODRUM M & L is a drum drain cleaning machine with automatic spiral feed for removal of blockages in pipes from Ø 70-250 mm.
- Due to the interchangeable drums the machine can be adapted to different pipe diameters quickly without usage of any tools
- The dirty spiral runs back into the drum and keeps the surrounding free of dirt
- The clean and discrete way of working is ideal for Plumbers, facility managers, drain cleaners for jobs in private households, as well as public buildings like hotels or restaurants

TECHNICAL DATA

Working range/Pipe diameter:	Ø 70 - 250 mm
Max. working range:	30 m (with 13-mm-Spirals) 45 m (with 16-mm-Spirals) 60 m (with 20-mm-Spirals)
Power:	620 W
Speed (drum):	270 r/min.
Product dimensions:	77 x 56 x 87 cm

Loading device

Ergonomic loading of the machine



Interchangeable drum

Fast change between Ø 13, 16, 20 mm spirals

Cleaning slots

Easy and fast cleaning of the drum

3-in-1 feeding unit

No retrofitting necessary for different spiral diameters

Spiral protection

Fast tension relief from the spiral to prevent damage just by releasing the lever

Rubber feed

No damage of the floor

Interchangeable drums for adaption of the working range



11

Model		kg	No.
RODRUM M 13	Spirals 13 mm x 15 m, incl. 16 mm tool kit	45.5	1000001711
RODRUM M 16	Spirals 16 mm x 15 m, incl. 16 mm tool kit	50.2	1000001712
RODRUM L 16	Spirals 16 mm x 15 m, incl. 16 mm tool kit	51.9	1000001713
RODRUM L 20	Spirals 20 mm x 20 m, incl. 20 mm tool kit	68.0	1000001714

Flushing & Pipe Cleaning

Pipe Cleaning electric

RODRUM M & L Drums

Interchangeable spiral drums for quick and easy adaption of the machine to different pipe diameters or for extension of the spiral length.



No. 1000001730



No. 1000001728

Model	kg	No.
RODRUM Drum M 13 incl. Spiral 13 mm x 15 m	14.5	1000001727
RODRUM Drum M 16 incl. Spiral 16 mm x 15 m	19.0	1000001728
RODRUM Drum L 16 incl. 2x Spirals 16 mm x 15 m	38.7	1000001729
RODRUM Drum L 20 incl. Spiral 20 mm x 20 m	36.8	1000001730

ACCESSORIES

Model	kg	No.	Model	kg	No.
Straight auger, 20 mm*	0.32	1500002253	Forked cutter 80, 20 mm*	0.15	1500002263
Funnel auger, 20 mm*	0.55	1500002254	Forked cutter 100, 20 mm*	0.20	1500002264
Bulb auger, 20 mm*	0.40	1500002255	Two-way root cutter 65, 20 mm*	0.39	1500002265
Retrieving auger, 20 mm*	0.12	1500002256	Two-way root cutter 90, 20 mm*	0.46	1500002266
Peak-head auger, 20 mm*	0.40	1500002257	Adaptor, Square-coupling to 22 mm T-coupling	0.25	1500002267
Cross-blade cutter 50, 20 mm*	0.16	1500002258	Spiral 13x15 with inner core	10.8	1500002271
Cross-blade cutter 65, 20 mm*	0.23	1500002259	Spiral 16x15 with inner core	15.5	72918
Cross-blade cutter 90, 20 mm*	0.39	1500002260	Spiral 20 mm x 20 m w. inner core & square coupling	33.5	1500002268
Chain-spinning head, 4 chains, 20 mm*	0.30	1500002261	RODRUM tool kit 16 mm		1000001731
Forked cutter 60, 20 mm*	0.10	1500002262	RODRUM tool kit 20 mm		1000001732

* all 20 mm augers with square coupling



No. 1500002267



No. 1500002254



No. 1500002261



No. 1500002257



No. 1500002253



No. 1500002266



No. 1500002255



No. 1500002258



No. 1500002256



No. 1500002263



No. 1000001731



No. 1000001732

Set 1000001731: ROCASE (No. 1300003334) with inlay (No. 1300003372), chain-spinning head (No. 072185F), Cross-blade cutter (No. 72176), Forked cutter (No. 72164), Bulb auger (No. 72163), Rückholbohrer (No. 72162), Straight auger (No. 72161), separating key (No. 72100)

Set 1000001732: ROCASE (No. 1300003334) with inlay (No. 1300003372), Bulb auger (No. 1500002255), Cross-blade cutter (No. 1500002259), Forked cutter (No. 1500002263), separating key (No. 72101)

Loading device



Easy transport due to stair capable chassis



Cleaning of a down pipe with 16 mm spiral



Flushing & Pipe Cleaning

Pipe & Sewer Cleaning Machines

Industrial pipe and drain cleaning machines

For continuous industrial use in pipe and drain cleaning Ø 50 - 600 mm

Ideal for use in the following sectors: private households, pipe networks in industry, municipal enterprises, maintenance organisations, hotels, hospitals, for underground pipes, industrial pipelines, drains, roof drainage, etc.

- Extremely powerful, very resilient, for continuous industrial use
- Steel tubular frame with side elements made from fibreglass-reinforced polyamide
- Stable, dismountable and corrosion-resistant designs
- Secure and radial clamping, optimal power transmission and functional reliability, simple replacement of clamping jaws
- Reinforced guide hose with quick coupling ensures the safe and kink-free guiding of the spiral and prevents contamination of the working area.

R 80

One-man professional machine for pipes Ø 50 - 250 mm

Product Profile

KEY FEATURES

- Small, compact design permits the machine to pass through doorways
- Portable and easy to navigate stairs
- Transports easily in any service vehicle, collapsible
- Ideal for manhole inspections through defined working height
- Fatigue-free clamping when working with large spiral diameters and lengths
- Integrated, spacious toolbox

TECHNICAL DATA

For pipe diameters:	Ø 50 - 250 mm
For drain cleaning spirals:	Ø 22 and 32 mm (32 mm clutch jaws standard)
Max. working length:	80 m with Ø 32 mm S-spirals 70 m with Ø 22 mm S-spirals
Rating:	1.4 kW (1.9 HP) RH / LH rotation
Weight:	52 kg



Includes: Basic machine, grease gun (No. 855156), Allen keys (1 x No. 321515, 1 x No. 321188, 1 x No. 321189), open-ended spanners (1 x No. 310411, 1 x No. 310450)

Model	kg	230 V 50 Hz
R 80 basic machine	52.0	72585

R 100 SP

One-man professional machine for pipes Ø 50 - 250 mm

Product Profile

KEY FEATURES

- Ideal for confined spaces such as skylights or ducts
- Portable and easy to navigate stairs
- Adjustable working heights, foldable
- Extendable supporting feet
- Transports easily in any service vehicle

TECHNICAL DATA

For pipe diameters:	Ø 50 - 250 mm
For drain cleaning spirals:	Ø 22 and 32 mm
Max. working length:	100 m with Ø 32 mm S-spirals 70 m with Ø 22 mm S-spirals
Rating:	1.4 kW (1.9 HP) RH / LH rotation
Weight:	57 kg



Includes: Basic machine, grease gun (No. 855156), Allen key (No. 321515), open-ended spanners (No. 310450)

Model	kg	230 V 50 Hz
R 100 SP basic machine	57.0	72610

11

R 80 / R 100 SP - ACCESSORIES

	kg	No.
Guide Hose FS 32 / 4 m	4.1	72559
Clutch Jaws R 80 / 100 SP for 22 mm-Spirals	0.4	72561
Clutch Jaws R 80 / 100 SP for 32 mm-Spirals	0.3	72562
Spirals and accessories see 234		

Flushing & Pipe Cleaning

Pipe & Sewer Cleaning Machines

R 140 B

For municipal and industrial applications Ø 100 - 600 mm

Petrol engine 4,8 kW

Product Profile

KEY FEATURES

- Effortless conversion from spiral to rodding operation
Working range from Ø 100 - 250 mm with 32 mm spirals
Working range from Ø 150 - 600 mm with bar
- Petrol engine, independent from electric power supply
- Ideal for rodding work in rural area pipes
- Extremely powerful reversible drive
- 1 forward and 1 reverse gear
- Speed controlled by means of a manual throttle
- Manual slip clutch
- With quick-change couplings for rodding tools

Product Profile

TECHNICAL DATA

For pipe diameters:	Ø 100 - 600 mm
For drain cleaning spirals:	Ø 32 mm
For rods:	Ø 6 mm, 3/4"
Max. working length:	100 m with 32 mm-spirals 140 m with rod
Rating:	4.8 kW (6.6 HPS), petrol engine
Motor:	RH / LH rotation
2 gear reversible drive speed:	160 - 600 min ⁻¹
Weight:	97 kg

Wide range of accessories

High flexibility for different jobs



Guide hose

Protection from damages and pollution of the surrounding

Toolbox

Storage for further accessories

Integrated brake

Safe stand of the machine



Scope of delivery
(No. 72971)

Includes (No. 78581) 25 x adaptor 3/4", 6mmx1,5m, (No. 78580) rod turning grip, (No. 72122) tool adaptor for mounting 32 mm spirals, (No. H99569) tool adaptor for 32 mm spiral rod coupling, (No. H99120) rod tool adaptor, (No. 72120) guide glove, left, (No. 72121) guide glove, right, (No. 72101) separating pin, (No. 72322) funnel auger, (No. 72321) straight auger, (No. 72363) Bulb Auger, 32 mm, (No. 72325) retrieving auger, 32 mm, (No. 72329) spiral sawtooth cutter, 32 mm, (No. 72374) Cross-blade Cutter, 32 mm, (No. 72350) forked cutter, D=76 mm, (No. 72351) forked cutter, D=112 mm, (No. 402312) tool box, (No. 321118) Allen key, AF 3, (No. 321189) Allen key, AF 4, (No. 321190) Allen key, AF 5, (No. 310450) forked cutter, SW 10/13, (No. 310411) forked cutter, SW 17/19

Model	kg	No.
R 140 with rod and tool set	108.50	72971
R 140 basic machine	97.00	72970
Push rod 3/4", Ø 6 mm, 1.5 m	0.25	78581
Funnel Auger	0.25	72322
Straight Auger	0.25	72321
Rod turning grip	0.56	78580
Retrieving auger	0.10	72325
Spiral sawtooth cutter	0.15	72329
Guide glove, left	0.21	72120
Guide glove, right	0.21	72121

Model	kg	No.
Separating pin	0.20	72101
Adaptor for 32 mm augers	0.10	72122
Forked Cutter, Ø 76 length		72350
Forked Cutter, Ø 112 length		72351
Guide hose FS 32/length 4 m	4.10	72559
Standard 32 mm, spiral and tool set	41.00	72962X
More accessories see 234		

Flushing & Pipe Cleaning

Accessories Pipe Cleaning Electric



No. 72538



No. 72536



No. 72638



No. 72666



No. 72563

Clutch Jaws

For machine type	For spirals-Ø	kg	No.
R 550			
(from Serial No. 411542)	16 mm	0.1	72538
(up to Serial No. 411541)	16 mm	0.1	72536
R 600/650			
(from Serial No. 409001)	16 and 22 mm	0.3	72638
(up to Serial No. 409000)	16 and 22 mm	0.3	72666
R 750	22 and 32 mm	0.4	72563
R 80/100 SP/R140 B	22 mm	0.4	72561
R 80/100 SP	32 mm	0.3	72562



No. 72511

No. 72511



No. 72514, No. 72515



Adaptor Magazines

- Clean, safe storage of 8 and 10 mm spirals
- Impact-resistant container with clutch jaws and precision clutch

For machine type	For spiral-Ø	max. Spiral length	kg	No.
R 550	8 and 10 mm	10 m	1.3	72511
R 600/650	8 mm	10 m	1.8	72514
R 600/650	10 mm	10 m	1.8	72515



Clutch Jaws for R 750

For machine type	For spirals-Ø	kg	No.
R 750	16 mm	0.3	72915

Ensures safe, kink-free spiral feed



No. 72541



No. 72559

With precision quick coupling

Spiral Guide Hoses

- Prevents contamination and damage

Model	for machine type	for spiral-Ø	Length	kg	No.
FS 16	R 550 / RODRUM S	16 mm	2 m	1.1	72540
FS 22	R 600 / 650	22 mm	4 m	2.8	72541
FS 32	R 750 / 80 / 100 SP	32 mm	4 m	4.1	72559



Ceramic Protection Hose

- For the protection of ceramic
- With adjustable holding clamp

For spirals	Length	kg	No.
Ø 8, 10, 16 mm	540 mm	0.4	72705

Ideal working height



Tripod Stand

- Collapsible and galvanised
- Provides an ideal working height of the drain cleaning machine, for example: Toilets
- Inspection holes in downpipes
- Spiral retrieving device

For machine type	kg	No.
R 550 - R 600 - R 650 - R 750	3.0	58182

Flushing & Pipe Cleaning

Accessories Pipe Cleaning Electric

Spiral Retrieving Device

- Safe feeding / retrieving of spirals in downpipes
- Suitable for all Ø 22 and 32 mm open-wound spirals
- Suitable as pusher unit for difficult obstructions
- Also suitable as adaptor for third-party equipment without problems
- With water supply connection (two 1" threaded couplings)
- Socket for tripod stand



Model	kg	No.
Spiral Retrieving Device	3.7	72135

Telescoping Guide Tubes

- No twisting: For safe spiral guidance in manholes and manhole covers

Model	Extended length m	Type	kg	No.
For spirals Ø 16, 22 mm	1.4 - 2.3	2 pieces	3.0	72130
For spirals Ø 22, 32 mm	1.9 - 4.3	3 pieces	10.0	72131



ROWONAL Care and Rust Remover

- For cleaning, preservation and protection of spirals, couplings and tools
- For cleaning, rust-removal



Model	Contents	g	No.
Spray can	0.2 l	220	72142
Plastic canister	5.0 l	5,100	72140

Spiral Guide Gloves

- For safe grasping and guiding of cleaning spirals

Guide Gloves, leather:

- Full leather with short cuff
- Robust and comfortable, inner glove surface studded
- Only to be used with hygiene glove




Model	g	No.
Guide Gloves left, leather	190	72120
Guide Gloves right, leather	190	72121
Guide Gloves (pair), rubber	160	150000439

Separating Pin

- For disconnecting spirals and spiral tools

Model	g	No.
For spirals / tools with Ø 16 mm	20	72100
For spirals / tools with Ø 22 and 32 mm	30	72101
For spirals / tools with Ø 8 mm	15	72102



Spiral Baskets

- Safe storage combined with convenient transport
- Perfectly suited for cleaning and preservation

Model	Spiral length max.	kg	No.
For spirals / tools w/ Ø 16 mm	34.5 m	1.3	72110
For spirals / tools w/ Ø 22 mm	22.5 m	1.6	72112
For spirals / tools w/ Ø 22, 32 mm	22.5 m	2.3	72111



Flushing & Pipe Cleaning

Pipe Cleaning Spirals

ROTHENBERGER High-Performance Drain Cleaning Spirals

For the toughest demands during continuous operation

Product Profile

KEY FEATURES

- **Bevelled lead-ins on the T-groove coupling**
- Quick, trouble-free coupling even when wearing gloves
- **For the toughest demands even during continuous operation**
Different wire gauge can be chosen depending on use, high material characteristics, perfected production process
- **Maximum spring tension with high elasticity and flexibility**
Specially hardening process
- **Optimum high torque transmission**
Tightly wound spiral with short pitch
- **Increased spiral tension when machine turns clockwise and depending on the resistance of the obstruction**
Professional left-handed wound spiral

TECHNICAL DATA

Manufactured from quality spring steel, type C DIN EN 10270-1
Material No. 1.1200

Specially hardened and tempered

Safety T-groove coupling system with NIROSTA- pressure pin locking mechanism

Spring mounted NIROSTA pressure pin with NIROSTA spring

With Lockring



Sufficient connecting coil

Spare couplings can be mounted easily



Various wire gauges

Flexible, depending on use

ROPOWER PROFILE CABLE

Additional cleaning effect with the squared profile



Plastic core

Spiral won't clog with dirt

Insertion taper

Simple coupling of spirals and tools



T-groove made of Nirosta steel

Long lasting and high functional safety with the high-quality coupling design



11

Spiral / type	Short distance many bends	Long distance straight run	No clogging of the Spiral with dirt	Additional cleaning power
Standard Spiral	●	○	○	○
SMK-Spiral	●	○	●	○
S-Spiral	○	●	○	○
S-SMK-Spiral	○	●	●	○
ROPOWER PROFILE	○	●	●	●


○ not suitable ● suitable

ROPOWER® Profile Cable

Spiral with special galvanized wire shape

KEY FEATURES

- Squared spiral wire profile (DIN EN 10270-1)
Additional cleaning effect on pipe wall
- Plastic core
No clogging of the spiral with dirt
- Especially suitable for working over long distances



Profile edge

50% more cleaning power
when used with the spiral tools

mm	Core	Inch	L m	kg	No.
16	●	5/8"	2.3	1.3	72490

Safety T-groove couplings can be found on 245

Standard-Spirals

- Flexible spiral, for cleaning jobs with short distances with a succession of pipe bends



mm	Inch	L m	Wire thickness Ø mm	R/K Type	kg	No.
16	5/8"	2.3	3.0	C 8	1.05	72431
22	7/8"	4.5	4.5	C 10	3.98	72441
32	1.1/4"	4.5	5.0	C 11	6.29	72451

Safety T-groove couplings can be found on 245

S-Spirals

- Very stable spiral with increased wire diameter for long distances and less bends
- High rigidity, suitable for demanding work, such as root cutting, milling



mm	Inch	L m	Wire thickness Ø mm	R/K Type	kg	No.
16	5/8"	2.3	3.5	E 8	3.00	72428
22	7/8"	4.5	5.0	E 10	4.18	72443
32	1.1/4"	4.5	6.0	E 11	6.80	72453

Safety T-groove couplings can be found on 245

ROTHENBERGER Lockring

One-of-a-kind safety ring for the optimum transmission of the torque pressure onto the coupling with 100% surface pressure

KEY FEATURES

- Self locking connection of spiral and coupling:
With increased stress on the spiral, the torque pressure on the spiral end is increased and is transferred with 100% surface coverage onto the coupling.
- Safety ring made out of flexible and self-binding material:
With increased stress the ring will not slide, rather because of the 100% surface pressure, it adjusts itself to positively lock onto the coupling
- Optimum force transmission for professional pipe cleaning
- Increased safety
- Increased durability / service life of the spiral



SMK-Spirals

- Flexible spiral, for cleaning jobs with short distances with a succession of pipe bends
- Additional protection of the spiral from clogging with the plastic core



mm	Inch	L m	Wire thickness Ø mm	R/K Type	kg	No.
16	5/8"	2.3	3.0	C 8	1.24	72433
22	7/8"	4.5	4.5	C 10	4.64	72442
32	1.1/4"	4.5	5.0	C 11	7.63	72452

Safety T-groove couplings can be found on 245

S-SMK-Spirals

- Very stable spiral with increased wire diameter for long distances and less bends
- High rigidity, suitable for demanding work, such as root cutting, milling
- Additional protection of the spiral from clogging with the plastic core



mm	Inch	L m	Wire thickness Ø mm	R/K Type	kg	No.
16	5/8"	2.3	3.5	E 8	1.30	72435
22	7/8"	4.5	5.0	E 10	4.78	72444
32	1.1/4"	4.5	6.0	E 11	7.85	72455

Safety T-groove couplings can be found on 245

Examples of Use

Tool expertise from ROTHENBERGER

Application areas for ROTHENBERGER high-performance drain cleaning tools with T-groove secure couplings

Suitable for all ROTHENBERGER drain cleaning spirals with

- Ø 16 mm - 5/8"
- Ø 22 mm - 7/8"
- Ø 32 mm - 1.1/4"


See the following pages for more information on professional tools in various versions and dimensions for loosening obstructions and cleaning drains

Bulb Auger

238



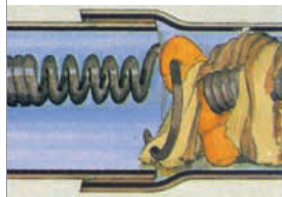
The most common tool for cleaning pipes and drains with tight or multiple bends



Retrieving Auger

239

Special tool for retrieving objects from the pipe, e.g. textiles, spirals or tools

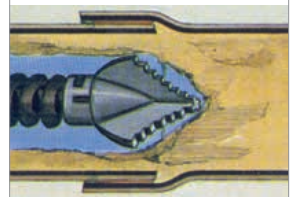


Cross-blade Cutter, serrated

240




Special tool for opening up solidified pipe obstructions



Funnel Auger

239

Tool for removing, opening or retrieving obstructions caused by, e.g. textiles




Chain-spinning Head with Spikes

241





For concrete, cast iron and ceramic pipes. Intensive action. Without rings = for tight pipe bends, with 3 chains



Spade Head Cutter

240

Ideally suited for slit or sludge deposits in pipes, and as a follow-up tool




Carbide-tipped Cutters

242



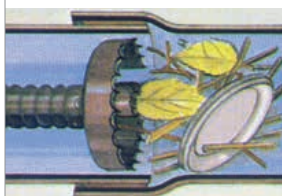
This carbide-tipped tool is used to remove the hardest obstructions such as cement, urine and water scale, etc.



Spiral Sawtooth Cutter

240

Special tool for chopping up small roots and other material that have become caught in the pipe

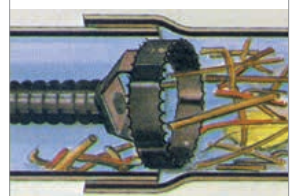


Two-way Root Cutter

242




Special tool for cutting roots in both directions. Also suitable for solid materials



Bulb Auger, long

- With the longer, more flexible range the bulb auger is considerably more flexible in curves. Pipe from Ø 40 mm



Coupling mm / Inch	mm	L mm	Working range mm	g	No.
16 / 5/8"	28	500	40 - 75	220	72158
22 / 7/8"	40	500	50 - 100	464	72208

Straight Auger

- Standard tool for establishing the nature of an obstruction
- For piercing or drilling through obstructions caused by textiles, paper, cellulose materials, kitchen refuse, etc.
- For removing samples to determine a suitable clearing tool



Coupling mm / Inch	mm	L mm	Working range mm	g	No.
16 / 5/8"	16	110	40 - 75	60	72161
22 / 7/8"	22	210	75 - 100	170	72221
32 / 1.1/4"	32	220	100 - 250	350	72321

Funnel Auger

- For removing or opening up obstructions caused by textiles or paper
- Large grasping ability can also be used to retrieve spirals from drains



Coupling mm / Inch	mm	L mm	Working range mm	g	No.
16 / 5/8"	32	110	50 - 100	80	72165
22 / 7/8"	55	185	110 - 150	280	72222
32 / 1.1/4"	60	195	100 - 250	500	72322

Bulb Auger, short

- Suitable for tight pipe bends
- Standard, highly flexible tool for clearing light textile and paper obstructions



Coupling mm / Inch	mm	L mm	Working range mm	g	No.
16 / 5/8"	28	115	40 - 75	70	72163
22 / 7/8"	40	180	75 - 100	220	72263
32 / 1.1/4"	50	220	75 - 250	490	72363

Retrieving Auger

- Special tool designed with a claw for retrieving textiles, tools, spirals, etc.



Coupling mm / Inch	mm	L mm	Working range mm	g	No.
16 / 5/8"	35	55	50 - 75	35	72162
22 / 7/8"	45	100	75 - 150	110	72203
32 / 1.1/4"	65	125	75 - 250	240	72325

Drop-head Auger

- Ideal for particularly tight pipe bends, branches and small-diameter drain downpipes



Coupling mm / Inch	mm	L mm	Working range mm	g	No.
16 / 5/8"	24	83	50 - 75	60	72159
22 / 7/8"	37	125	60 - 100	180	72264

Flushing & Pipe Cleaning

Drain Cleaning Tools

Hardened spring steel blades!






No. 72154



No. 72164

Four-blade Cutter

- For cutting through and removing tough obstructions
- For the removal of sludge deposits
- Ideal with S-spirals




Coupling mm / Inch	 mm	 mm	Working range mm	 g	No.
16 / 5/8"	40	40	50 - 75	30	72154
16 / 5/8"	30	40	50 - 75	20	72164




No. 72234

- Standard tool for removing grease and other soft deposits, e.g. soap accumulations

Grease Cutter




Coupling mm / Inch	 mm	 mm	Working range mm	 g	No.
16 / 5/8"	25	35	40 - 75	30	72169
16 / 5/8"	35	45	50 - 75	40	72170
16 / 5/8"	45	56	60 - 100	50	72171
22 / 7/8"	45	60	60 - 125	80	72234



No. 72261

Spade Head Cutter

- Curved special tool for silt and sludge deposits




Coupling mm / Inch	 mm	 mm	Working range mm	 g	No.
22 / 7/8"	65	65	100 - 150	150	72261
32 / 1.1/4"	65	70	100 - 150	250	72360




No. 72229

Spiral Sawtooth Cutter

- Special tool for chopping up small roots, branches and other materials
- Not suitable for plastic pipes!

Coupling mm / Inch	 mm	 mm	Working range mm	 g	No.
16 / 5/8"	35	25	50 - 75	40	72166
22 / 7/8"	45	40	75 - 100	100	72229
32 / 1.1/4"	65	55	75 - 100	210	72329




- Used for textile or sludge obstructions!
- Hardened, break-proof, spring steel blades!
- Recommended for use with S or SMK spirals!



No. 72275

Cross-blade Cutter, serrated

- Powerful combination tool for grinding up and removing solidified obstructions
- For coarse removal of incrustations
- As preparatory tool for chain spinning

Coupling mm / Inch	 mm	 mm	Working range mm	 g	No.
16 / 5/8"	25	35	50 - 75	30	72175
16 / 5/8"	35	45	50 - 75	40	72176
16 / 5/8"	45	56	75 - 100	65	72177
16 / 5/8"	55	60	100 - 125	80	72178
22 / 7/8"	45	60	100 - 125	90	72275
22 / 7/8"	65	60	100 - 150	190	72276
22 / 7/8"	75	80	100 - 150	220	72277
32 / 1.1/4"	65	70	100 - 150	260	72375
32 / 1.1/4"	90	100	125 - 200	490	72376
32 / 1.1/4"	115	120	150 - 250	640	72377

Chain-spinning Heads

Without ring, with smooth chain




KEY FEATURES

- For cleaning greasy and incrusted pipes
- Surface-preserving cleaning or ceramic and plastic pipes
- Without ring: improved manoeuvrability in bends




No. 72284

Chain-spinning Heads without ring and without spikes

Coupling mm / Inch	 mm	 mm	Working range mm	 g	No.
Without ring, with 2 chains					
16 / 5/8"	30	105	50 - 125	120	072185F
16 / 5/8"	30	155	100 - 125	160	72185
22 / 7/8"	50	170	100 - 150	530	72284
Without ring, with 4 chains					
16 / 5/8"	40	155	60 - 125	270	72187
22 / 7/8"	60	170	80 - 130	710	72289

Improved
mobility!



No. 72289

Chain-spinning Heads with Spikes

KEY FEATURES

- Intensive cleaning action
- Ideal for concrete and cast iron pipes
- Reduces the risk of renewed obstructions
- Perfectly suitable for down pipes
- **With ring:**
for better centering in horizontal pipe runs
- **Without ring:**
Improved mobility in bends






No. 72286

Ideal for final cleaning!

Better alignment in
horizontal pipe position!




Chain-spinning Heads with ring and spikes

Coupling mm / Inch	 mm	 mm	Working range mm	 g	No.
22 / 7/8"	65	170	100 - 125	1,060	72285
22 / 7/8"	75	170	100 - 150	1,110	72286
32 / 1.1/4"	75	220	100 - 125	1,700	72341



No. 72278

Without ring, with 2 or 4 chains and spikes

Coupling mm / Inch	 mm	 mm	Working range mm	 g	No.
Without ring, with 2 chains					
16 / 5/8"	30	155	50 - 125	160	72186
22 / 7/8"	50	170	100 - 150	860	72278
Without ring, with 4 chains					
16 / 5/8"	40	155	75 - 125	280	72188
22 / 7/8"	60	170	100 - 150	880	72299
32 / 1.1/4"	80	220	100 - 200	1,460	72348



No. 72188

For better curve
manoeuvrability!


Flushing & Pipe Cleaning

Drain Cleaning Tools

Carbide-tipped Cutters

- Carbide-tipped cutters for the hardest obstructions and incrustations such as cement deposits, urine and water scale and other hard deposits
- Recommended for use with S or SMK spirals

Carbide-tipped Cutters!



Coupling mm / Inch	mm	Form	Working range mm	g	No.
16 / 5/8"	30	straight	50 - 75	80	72193
22 / 7/8"	45	pointed	60 - 100	320	72295
32 / 1.1/4"	80	straight	100 - 200	530	72398

Serrated Forked Cutter

- Particularly suitable for sludge deposits and roots
- Hardened spring steel cutter with teeth on both sides, long service life




Coupling mm / Inch	mm	L mm	Working range mm	g	No.
22 / 7/8"	76	100	100 - 150	230	72250
22 / 7/8"	100	100	125 - 150		72251
32 / 1.1/4"	76	100	120 - 200	260	72350
32 / 1.1/4"	100	100	125 - 200		72351

Two-way Root Cutter

- With hardened spring steel cutter for chopping up roots in both directions
- Recommended for use with S or SMK spirals
- Not suitable for use with plastic pipes

Replaceable blades!



Coupling mm / Inch	mm	L mm	Working range mm	g	No.
22 / 7/8"	65	80	100 - 125	250	72265
22 / 7/8"	90	85	125 - 200	290	72266
32 / 1.1/4"	65	80	100 - 125	290	72365
32 / 1.1/4"	90	90	125 - 200	330	72366

Ball Head Cutter

- Perfectly suited for use in pipes with hard incrustations such as lime, urine scale, etc.
- Suitable for downpipes, its round shape ensures excellent curve mobility even at 90°



Coupling mm / Inch	Working range mm	mm	g	No.
4 Blades				
16 / 5/8"	50 - 75	25	42	72168
16 / 5/8"	50 - 75	35	80	72172
22 / 7/8"	100 - 125	55	198	72223
22 / 7/8"	100 - 150	75	438	72224
22 / 7/8"	100 - 150	95	634	72226
32 / 1.1/4"	100 - 125	55	228	72324
32 / 1.1/4"	100 - 150	75	468	72326
8 Blades				
22 / 7/8"	125 - 150	90	1,025	72227
22 / 7/8"	125 - 150	115	1,225	72228
32 / 1.1/4"	125 - 200	95	1,108	72327
32 / 1.1/4"	150 - 200	115	1,256	72328



With Lockring

Flushing & Pipe Cleaning Drain Cleaning Tools

Tool Set L

Ø 16 mm, 10 pieces



Set (No. 72936) includes: ROCASE (No. 1300003334) with inlay (No. 1300003372), separating key 16 mm (No. 72100), retrieving auger 16 mm (No. 72162), bulb auger 16 mm (No. 72163), serrated forked cutter 16 mm (No. 72164), blade cutter 16/25 mm (No. 72169), cross-blade cutter 16/45 mm (No. 72177), chain-spinning head 16 mm with 2 smooth chains (No. 72185), guide gloves, left/right (No. 150000439), ROWONAL spiral spray (No. 72142)

Model	No.
16 mm Tool Set L (R 550, R 600, R 650)	72936

Tool Set S

Ø 16 mm, 5 pieces



Set (No. 72937) includes: Separating pin 16 mm (No. 72100), straight auger 16 mm (No. 72161), bulb auger 16 mm (No. 72163), blade cutter 16 mm (No. 72169), cross-blade cutter 16 mm (No. 72175)

Model	No.
16 mm Tool Set S (R 550, R 600, R 650)	72937

Werkzeug Set L

Ø 22 mm, 11 pieces




Set (No. 72938) includes: ROCASE (No. 1300003334) with inlay (No. 1300003372), separating key 22 mm (No. 72101), retrieving auger 16 mm (No. 72203), serrated forked cutter 22 mm (No. 72250), spade head cutter 22/65 mm (No. 72261), bulb auger 22 mm (No. 72263), two-way root cutter 22/65 mm (No. 72265), cross-blade cutter 22/65 mm (No. 72276), chain-spinning head 22 mm with 2 smooth chains (No. 72284), guide gloves, left/right (No. 150000439), ROWONAL spiral spray (No. 72142)

Model	No.
22 mm Tool Set L (R 600, R 650, R 750)	72938

Tool Set S

Ø 22 mm, 6 pieces



Set (No. 72939) includes: Separating pin 22 mm (No. 72101), straight auger 22 mm (No. 72221), serrated forked cutter 22 mm (No. 72250), spade head cutter 22 mm (No. 72261), bulb auger 22 mm (No. 72263), cross-blade cutter 22 mm (No. 72276)

Model	No.
22 mm Tool Set S (R 600, R 650, R 750)	72939

11

Spiral and Tool Sets

Standard Ø 16 mm



Set (No. 072945X) includes: Spiral basket 16 mm (No. 72110), 5 x 16 mm standard spirals (No. 72431), straight auger 16 mm (No. 72161), bulb auger 16 mm (No. 72163), blade cutter 16/25 mm (No. 72169), separating pin 16 mm (No. 72100), guide gloves, left/right (No. 1500000439), ROWONAL spiral spray (No. 72142), ROCASE (No. 1300003334) with inlay (No. 1300003372)

Model	Description	kg	No.
Standard 16 mm	with standard spirals	12.0	072945X

Spiral and Tool Sets

Standard Ø 16 / 22 mm



Set (No. 072956X) includes: Spiral basket 16 mm (No. 72110), 5 x 16 mm standard spirals (No. 72431), straight auger 16 mm (No. 72161), bulb auger 16 mm (No. 72163), blade cutter 16/25 mm (No. 72169), separating pin 16 mm (No. 72100), spiral basket 22 mm (No. 72112), 5 x 22 mm standard spiral (No. 72441), straight auger 22 mm (No. 72221), bulb auger 22 mm (No. 72263), funnel auger 22 mm (No. 72222), spade head cutter 22/65 mm (No. 72261), serrated forked cutter 22/76 mm (No. 72250), separating pin 22/32 mm (No. 72101), guide gloves, left/right (No. 1500000439), ROWONAL spiral spray (No. 72142), ROCASE (No. 1300003334) with inlay (No. 1300003372)

Model	Description	kg	No.
Standard 16 - 22 mm	with standard spirals	38.0	072956X
SMK 16 - 22 mm	with SMK spirals	39.0	072967X

Spiral and Tool Sets

Standard Ø 22 mm



Set (No. 072955X) includes: Spiral basket 22 mm (No. 72112), 5 x 22 mm standard spirals (No. 72441), straight auger 22 mm (No. 72221), bulb auger 22 mm (No. 72263), funnel auger 22 mm (No. 72222), spade head cutter 22/65 mm (No. 72261), serrated forked cutter 22/76 mm (No. 72250), separating pin 22/32 mm (No. 72101), guide gloves, left/right (No. 1500000439), ROWONAL spiral spray (No. 72142), ROCASE (No. 1300003334) with inlay (No. 1300003372)

Model	Description	kg	No.
Standard 22 mm	with standard spirals	24.0	072955X

Spiral and Tool Sets

Standard Ø 32 mm



Set (No. 072962X) includes: Spiral basket 32 mm (No. 72111), 5 x 32 mm standard spirals (No. 72451), straight auger 32 mm (No. 72321), retrieving auger 32 mm (No. 72325), funnel auger 32 mm (No. 72322), spade head cutter 32/65 mm (No. 72360), spiral sawtooth cutter 32/65 mm (No. 72329), separating pin 22/32 mm (No. 72101), guide gloves, left/right (No. 1500000439), ROWONAL spiral spray (No. 72142), ROCASE (No. 1300003334) with inlay (No. 1300003372)

Model	Description	kg	No.
Standard 32 mm	with standard spirals	37.0	072962X

Flushing & Pipe Cleaning

Accessories Pipe Cleaning Spirals

Spirals 8 mm / 10 mm

For ROSPI® H+E PLUS, ROSPI® R 36 PLUS, ROSPIMATIC and adaptor magazine

KEY FEATURES

- Heavy duty spiral made out of special steel (DIN EN 10270-1) with integrated bulb auger (except No. 72421, 72423)
- Suitable for ROSPI H + E Plus, ROSPI 36 Plus, ROSPIMATIC as well as with adaptor R 550, R 600, R 650
- The wire diameter with an 8 mm spiral averages Ø 2 mm, and with 10 mm spirals Ø 2.5 mm
- Easy to use, even in tight bends, especially with 8 mm spirals also directly through sink strainers, crosses and drains without having to disassemble the drain or stretch tap

mm	Wire Ø	m	Type	Steel core	Use for ROSPI®	kg	No.
6.4	2 mm	4.5	-	-	R 6	0.8	72522
8	2 mm	7.5	C 1	-	R 8 - R 36	1.8	72412
8	2 mm	7.5	C 1 - IC	●	R 8 - R 36	2.3	72413
8	2 mm	10.0	-	-	R 8 - R 36	2.4	72414
8	2 mm	10.0	-	●	R 10 - R 36	3.0	72415
10	2.5 mm	10.0	C 5	-	R 10 - R 36	3.5	72422
10	2.5 mm	7.5	C 4	-	R 10 - R 36	2.9	72420
10	2.5 mm	7.5	C 4 - IC	●	R 10 - R 36		72424
10	2.5 mm	7.5	-	-	R 10 - R 36		72421*
10	2.5 mm	7.5	-	●	R 10 - R 36	2.9	72423*

*with T-groove Coupling



Reducing / Extension Pieces

For spirals with T-coupling

Within limits, tools with larger or smaller lead-ins can also be adapted

Model	negative	positive	kg	No.
Extension piece	16 mm	22 mm	140	72461
Reducing piece	22 mm	16 mm	150	72460
Extension piece	22 mm	32 mm	320	72463
Reducing piece	32 mm	22 mm	330	72462

Extension piece




Reducing piece



Safety T-Couplings

Fixing of broken spirals!

for Standard and SMK spirals



Model	kg	16 mm 5/8"	kg	22 mm 7/8"
for Standard and SMK spirals				
positive	20	72150	40	72210
negative	20	72151	40	72211

Flushing & Pipe Cleaning

High-Pressure Drain Cleaning

High-Pressure Drain Cleaning



	HD 11/90	HD 13/100	HD 17/190	HD 19/180B
Operation Mode:	230 V	230 V	400 V	Fuel
Max pipe diameter:	Ø 150 mm	Ø 150 mm	Ø 200 mm	Ø 200 mm
Max. working length:	20 m	20 m	40 m	40 m
Max. pressure:	90 bar	100 bar	190 bar	180 bar
Pump delivery:	11 l/min	13 l/min	17 l/min	19 l/min
Power:	1,500 W	2,300 W	5,000 W	8,100 W

HD 11/90

Self-priming compact unit from Ø 40 – 150 mm up to 20 m length



Ø 150 mm



KEY FEATURES

- Compact and portable unit
- Ideal for fast operation in small pipe dimensions
- AC supplied, self-priming up to 2 m

TECHNICAL DATA

Max. operating pressure:	90 bar
Electric motor:	AC supply
Pump delivery:	11 l/min
Rating:	1.5 kW
Max. working length:	20 m
Speed:	1,400 min ⁻¹

Scope of delivery: HD 17 / 190 (No. 76070), hose reel with 40 m special high-pressure hose DN 8 with couplings (No. 72820) and pipe cleaning nozzle (No. 76089)

Model 230 V / 50 Hz

High-pressure pipe cleaning unit HD 11 / 90 29.5 **76008**

HD 13/100

100 bar high-pressure pipe cleaning unit with hose reel



Ø 150 mm



KEY FEATURES

- Air-filled transport wheels, easy to navigate stairs
- AC supplied, self-priming up to 2 m

TECHNICAL DATA

Max. operating pressure:	100 bar
Electric motor:	AC supply
Pump delivery:	13 l/min
Rating:	2.3 kW
Max. working length:	20 m
Speed:	1,400 min ⁻¹

Scope of delivery: HD 13 / 100 (No. 76020), hose reel with 20 m special high-pressure hose (No. 72812) with couplings and pipe cleaning nozzle (No. 76089)

Model 230 V / 50 Hz

High-pressure pipe cleaning unit HD 13 / 100 45.0 **76020**

Flushing & Pipe Cleaning

High-Pressure Drain Cleaning

HD 17/190

190 bar high-pressure cleaner with three-phase motor

Ø 200 mm



KEY FEATURES

- Three-phase motor, self-priming up to 2 m
- Air-filled transport wheels, easy to navigate stairs

TECHNICAL DATA

Max. operating pressure:	190 bar	Electric motor:	Three phase
Pump delivery:	17 l/min	Rating:	5.0 kW
Max. working length:	40 m	Speed:	2,800 min ⁻¹

Scope of delivery: HD 17 / 190 (No. 76070), hose reel with 40 m special high-pressure hose DN 8 with couplings (No. 72820) and pipe cleaning nozzle (No. 76089)

Model	kg	400 V / 50 Hz
High-pressure pipe cleaning unit HD 17 / 190	50.0	76070

HD 19/180 B

180 bar high-pressure cleaner with petrol engine

Ø 200 mm

With petrol engine



KEY FEATURES

- Works with fuel, no voltage needed, self-priming up to 2 m
- Air-filled transport wheels, easy to navigate stairs

TECHNICAL DATA

Max. operating pressure:	180 bar	Rating:	8.1 kW
Pump delivery:	19 l/min	Speed:	1,800 min ⁻¹
Max. working length:	40 m	Petrol engine:	Honda
Tank capacity:	6.5 l	Consumption:	3.2 l/h

Scope of delivery: HD 19 / 180B (No. 76090), hose reel with 40 m special high-pressure hose DN 8 with couplings (No. 72820) and pipe cleaning nozzle (No. 76053)

Model	kg	No.
High-pressure pipe cleaning unit HD 19 / 180 B	78.5	76090

ACCESSORIES HD 11/90



Model	kg	No.
-------	----	-----

Flexible, high-pressure hose with R 1/4" coupling, DN 6		
Length 10 m	2.50	72810
Length 20 m	4.50	72812
Pipe cleaning nozzle, R1/4", stainless steel	0.04	76053
excl. forward jet spray, 4 holes, Ø 25 x 22 mm		
incl. forward jet spray, 5 hole, Ø 25 x 22 mm	0.04	76063
Rotary nozzle 45°, 4 holes, Ø 16 x 30 mm	0.08	77503
Cleaning lance with wide-angle nozzle for surface cleaning	1.30	76073
Spare wide-angle nozzle	0.01	76082
Injector suction pipe for cleaning agent, only for use with cleaning lance, length 1.2 m	0.05	76067
Water suction hose for intake from containers, length 3.0 m	0.20	76066

ACCESSORIES HD 13/100 – 17/190 – 19/180



Model	kg	No.
-------	----	-----

Flexible, high-pressure hose with R 1/4" coupling		
Length 10 m, NW 6 (HD 13/100, HD 17/190)	2.50	72810
Length 20 m, NW 6 (HD 13/100, HD 17/190)	4.50	72812
Length 40 m, NW 8 (HD 17/190, HD 19/180 B)	10.70	72820
Pipe cleaning nozzles R1/4", stainless steel	0.04	76089
excl. forward jet spray, 4 hole, Ø 25 x 22 mm		
incl. forward jet spray, 5 holes, Ø 25 x 22 mm	0.04	76065
Rotary nozzle 45°, 4 holes, Ø 16 x 30 mm	0.08	77506
Cleaning lance with wide-angle nozzle for surface cleaning	1.30	76068
Spare wide-angle nozzle	0.01	76088
Injector suction pipe for cleaning agent only for use with cleaning lance, length 1.2 m	0.05	76067
Water suction hose, length 3.0 m for intake from containers	0.20	76066



ROWELD®

Plastic Pipe Welding

System Overview Plastic Pipe Welding	250 - 251
Cutting	
Cutting-/ Chamfering Tools	252 - 253
Orbital Circular Saw / Pipe Cutter	254
Socket Welding	
Socket Welding Units / Heating Plates	256 - 257
Hot Gas Welding	
Hot Gas Welding Units	258
Electro-Fusion Welding	
Electro-Fusion Welding Units	259 - 261
Butt Welding	
ROWELD® P 110	262 - 263
ROWELD® P 160 SANILINE	264 - 265
ROWELD® P 250 A	266 - 267
Overview Hydraulic System	268 - 269
Workshop Machines	270
Manual Welding Extruder	271

Plastic Pipe Welding

System Overview

Cutting

ROCUT® 110



ROCUT®160



ROCUT® XL 125



ROCUT® XL 250



Suited for:	PE, PP, PVC, PEX, PVDF, PB***	PE, PP, PVC, PEX, PVDF, PB***	PE	PE
Outer pipe diameter:	Ø 32 - 110 mm	Ø 110 - 160 mm	up to Ø 125 mm	up to Ø 250 mm
Wall thickness:	up to max. 16 mm*	up to max. 16 mm*	up to max. 11,4 mm	up to max. 18 mm
Operation mode:	manual	manual	manual	manual
Function:	Cutting, Chamfering	Cutting, Chamfering	Cutting	Cutting
Page	253	253	254	254

Butt Welding

Heating element HE 120



Heating element HE 200



Heating element HE 300



Suited for:	PE, PP, PVDF	PE, PP, PVDF	PE, PP, PVDF
Outer pipe diameter:	up to Ø 120 mm	up to Ø 200 mm	up to Ø 300 mm
Wall thickness:	–	–	–
Operation mode:	–	–	–
Page	255	255	255

Electrofusion Welding

ROFUSE Sani 160



ROFUSE 400 TURBO



ROFUSE 1200 TURBO








Suited for:	PE, PP	PE, PP	PE, PP
Outer pipe diameter:	up to Ø 160 mm	up to Ø 400 mm	up to Ø 1200 mm**
Socket type:	Sockets for pressureless pipe systems	Sockets for pressureless pipe systems	Sockets for pressureless pipe systems
Voltage:	230 V	8 - 48 V	8 - 48 V
Documentation:	–	✓	✓
Page	259	260	260

Plastic Pipe Welding

System Overview

Cutting		Socket Welding		
	ROCUT® XL 315 	ROCUT® UKS 160 / 355 	ROWELD® P63-S6 	ROWELD® P125 
Suited for:	PE	PE, PP, PVC	PE, PP	PE, PP
Outer pipe diameter:	up to Ø 315 mm	Ø 160 - 355 mm	Ø 32 - 63 mm	Ø 16 - 125 mm
Wall thickness:	up to max. 18 mm	up to max. 40 mm	–	–
Operation mode:	manual	manual	manual	elektrisch
Function:	Cutting	Cutting	Socket welding	butt welding, Socket welding
Page	254	254	257	255

Butt Welding			
	ROWELD® P110 	ROWELD® P160 	ROWELD® P250A 
Suited for:	PE, PP, PVDF	PE, PP, PVDF	PE, PP, PVDF
Outer pipe diameter:	Ø 20 - 110 mm	Ø 40 - 160 mm	Ø 40 - 250 mm
Wall thickness:	SDR see technical data	SDR see technical data	SDR see technical data
Operation mode:	manual	manual	manual
Page	262	264	266

Hot Gas Welding		
	ROWELD® Quick S 	ROWELD® WG 1600 E 
Suited for:	thermoplastics, technical textiles, roofing materials sheets, pool liners, films	thermoplastics, technical textiles, roofing materials sheets, pool liners, films
Power:	1,500 W	1,500 W
Weight:	1.4 kg	0.7 kg
Air requirement:	–	80 - 250 l/min
Page	258	258

Plastic Pipe Welding

Cutting

ROCUT® 110 / ROCUT® 160

Cutting and chamfering tool for right-angled cutting and chamfering (15°), Ø 32 - 160 mm



Product Profile

APPLICATION AREA

Suitable for thin and thick-walled PVC, PE, PP, PEX, PB and PVDF pipes, as well as sound-insulated drain pipes. Utmost precision in a single operation

KEY FEATURES

- Only one tool required for cutting, chamfering and deburring
- Extremely long service life with optimum cutting geometry
- Special accessories for PE, PP, PEX, PB and sound-insulated pipes

KEY FEATURES

- Uniform chamfering of the entire pipe circumference
- Continuously adjustable pipe clamping pressure
- Integrated internal deburrer is stored in the handle
- Pipe cutting also possible without chamfering, as cutter blade shaft can be mounted with 180° offset

TECHNICAL DATA

ROCUT® 110: Ø 32 - 110 mm
 ROCUT® 160: Ø 110 - 160 mm



No. 55035

ROCUT® 110 Set (No. 55035) includes: ROCUT 110 (No. 55020), Internal deburrer (No. 55018), 2 Clamping set 50 and 75mm, Cutter blade shaft with automatic copying and HM cutter blade inserts 7,5mm (No. 54960) in plastic carrying case (No. 55016)



No. 55063

ROCUT® 160 Set (No. 55063) includes: ROCUT® 160 (No. 55030), internal deburrer (No. 55018), 2 clamping sets, cutter blade shaft with automatic copying and, HM cutter blade insert 12,5mm (No. 55019), plastic carrying case (No. 55017)




Handheld operation



Clamping in a parallel vice



ROCUT® 160 with cutter blade



ROCUT® 110 with cutter wheel (No. 54950) (special accessories)



12

Model	Working range Ø mm	kg	No.
ROCUT® 110 Set	50, 75, 110	3.9	55035

Model	Working range Ø mm	kg	No.
ROCUT® 160 Set	110, 125, 160	5.6	55063

ACCESSORIES

Model	g	No.
Cutter blade for internal deburrer	10	21652
Plastic carrying case for ROCUT® 110	850	55016
Plastic carrying case for ROCUT® 160	1,400	55017
Internal deburrer with blade	150	55018

You'll find clamping jaw sets on 253





No. 55020



ROCUT® 110 with cutter wheel (No. 54950) (special accessories)



ROCUT® 110

Basic unit Ø 32 - 110 mm

For use with clamping sets Ø 32 - 100 mm, without internal deburrer, with standard cutter blade shaft and cutter blade (No. 55029)

Model	 mm	 g	No.
Basic unit ROCUT® 110	110	2,450	55020
Clamping set*	100	110	55048
Clamping set*	90	150	55021
Clamping set*	80	170	55047
Clamping set*	75	210	55022
Clamping set*	63	220	55023
Clamping set*	56	270	55024
Clamping set*	50	290	55025
Clamping set*	40	300	55027
Clamping set*	32	330	55026

*Clamping set (1 set = 2 semi-circular segments)



No. 55030



ROCUT® 160 with cutter blade



ROCUT® 160

Basic unit Ø 110 - 160 mm

Cutter blade shaft with automatic copying and cutter blade (No. 55019), for use with clamping sets Ø 110 - 140 mm, without internal deburrer

Model	 mm	 g	No.
Basic unit ROCUT® 160	160	3,450	55030
Clamping set*	140	180	55031
Clamping set*	125	250	55032
Clamping set*	110	310	55033

*Clamping set (1 set = 2 semi-circular segments)



No. 54960



No. 54961

With automatic copying




No. 55029

No. 55019

HM Cutter Blade Inserts

ROCUT® 110 and ROCUT® 160

Model	Cutting depth mm	 g	No.
Cutter blade shaft with Automatic copying and HM cutter blade inserts	7.5	110	54960
Cutter blade shaft with Automatic copying and HM cutter blade inserts	12.5	120	54961
Spare HM cutter blade insert for Cutting and chamfering 15°	7.5	10	55029
Spare HM cutter blade insert for Cutting and chamfering 15°	12.5	20	55019



No. 54950



No. 055053D




No. 055054D



No. 055074D

Cutter Wheels

ROCUT® 110 and ROCUT® 160

Model	Cutting depth mm	 g	No.
Cutter blade shaft with Cutter wheel (No. 55074)	16.0	130	54950
Spare cutter wheels (2 pcs.)	8.6	10	055053D
Spare cutter wheels (3 pcs.)	13.0	20	055054D
Spare cutter wheels (2 pcs.)	16.0	20	055074D

Plastic Pipe Welding

Cutting

ROCUT® UKS 160 / 355

High-performance orbital circular saw Ø 160 - 355 mm



Product Profile

APPLICATION AREA

For cutting of plastic pipes made of PE, PP and PVC
For use on the building site or in the workshop

KEY FEATURES

- Right-angled cuts with no misalignment
- Efficient and economical operation with high cutting speed
- Safe operation with saw blade guard
- Optimum pipe centering

TECHNICAL DATA

Voltage: 230 V 50/60 Hz
Power: 1,750 W
Outer pipe diameters: 160 - 355 mm
Wall thickness pipe: 8 - 40 mm

Saw blade guard

Safe operation

Central clamping

Optimum pipe centering



No. 55505

Rubberised guide rollers

Right-angled cuts with no misalignment



Four rubberised clamping & guide rollers ensure right-angled cuts with no misalignment

Secure clamping and optimum pipe centering are guaranteed by the central trapezoidal clamping device

Transport box without saw No. 1200000526



Model	kg	No.
ROCUT® UKS 160 / 355, complete with HM saw blade (No. 55505), without transport box	12.9	100000532
Spare HM saw blade 180 x 30 mm	0.6	55505
Transport box 700 x 350 x 500 mm	16.8	120000526

ROCUT® XL

Pipe cutter for pipes Ø 125 - 315 mm

Product Profile

APPLICATION AREA

For cutting-off pipes in trenches, for making repairs or extensions

KEY FEATURES

- Can be easily adjusted anywhere at the pipe
- Robust blade made of stainless steel



The lower clamp can be folded out completely. Therefore ROCUT® XL can be used at any desired position of the pipe

An optimised cutting angle for easier pipe cutting



12

Model	mm	inch	Wall thickness	No.
ROCUT® XL 125 up to 125 mm / 4"			max. 11.4 mm	150000789
ROCUT® XL 225 up to 225 mm / 8"			max. 18 mm	150000790
ROCUT® XL 315 up to 315 mm / 12"			max. 18 mm	150000792

Replacement blade

Scope of delivery: 1 replacement blade + fastening screws

Model	kg	No.
For ROCUT® XL 125	0.3	150000793
For ROCUT® XL 225	0.7	150000794
For ROCUT® XL 315	2.1	150000795

Plastic Pipe Welding

Socket Welding



ROWELD® P 125

Socket welding unit for use with heating spigots and heating sockets for Ø 16 - 125 mm, as well as adaptor plates for butt welding

Product Profile

APPLICATION AREA

With three simultaneously usable welding combinations for free-handed working or workbench assembly using table mounting clamp

KEY FEATURES

- Process reliability with the temperature control according to DVS, CEN and ISO standards
- With high-quality non-stick Teflon coating, long service life and manufactured according to DVS regulations
- Electronic temperature control and monitoring, as well as prevention against unintentional temperature adjustment
- Saves time and money with quick-exchange system for heating plates
- Optimum temperature distribution over the entire working area
- 4 holes for mounting of heating spigots and heating sockets



No. 55321

Heating spigots / Heating sockets



Adaptor plate



Set (No. 55546) includes: basic unit, table mounting clamp, heating spigots / heating sockets 63, 75, 90, 100 and 125 mm, steel case

Model	Power watts	mm	Control Model	kg	230 V 50/60 Hz
P 125	1,300	16 - 125	electronically	3.10	55321
P 125 Set	1,300	63 - 125	electronically	17.05	55546

Heating Spigots / Heating Sockets (Form A)

Model	kg	No.	Model	kg	No.
16	0.06	55585	40	0.26	55592
17	0.06	55586	50	0.37	55593
18	0.08	55587	63	0.60	55594
19	0.08	55588	75	0.89	55595
20	0.08	55589	90	1.33	55596
25	0.10	55590	110	2.07	55597
32	0.17	55591	125	2.33	55598

ROWELD® HE Heating Plates

Heating plates for butt welding of PE, PP, PVDF and PB pipes and fittings with Ø 20 - 250 mm

Product Profile

APPLICATION AREA

Plastic pipe heating plates for free-handed working or workbench assembly using table mounting clamp

KEY FEATURES

- Long service life and manufactured according to DVS regulations
- Process reliability with the temperature control according to DVS, CEN and ISO standards
- Electronic temperature control and monitoring as well as prevention against unintentional temperature adjustment
- Save time and money with quick-exchange system for heating plates



Power watts	Heating element Ø mm	Control Model	kg	230 V 50/60 Hz	110/115 V 50/60 Hz
500	120/45°	electronically	1.80	55518	55517
800	200	electronically	3.25	55316	55851
1,500	300	electronically	5.35	55317	55854
	Table mounting clamp		0.45	55524	55524

ACCESSORIES

Model	kg	No.	Model	kg	No.
Table mounting clamp for P 125	0.45	55524	Floor stand for ROWELD® P 125	0.44	55539
Adaptor plate for butt welding ROWELD® P 125 Ø 160 mm (1 set = 2 pcs) non-stick Teflon coating				1.15	55536

Plastic Pipe Welding

Socket Welding

ROWELD® P 63 S-6 Sword

Socket welding unit Ø 20 - 63 mm



Product Profile

APPLICATION AREA

Socket welding unit for use with heating spigots and heating sockets Ø 20 - 63 mm with three simultaneously usable combinations for welding sockets, pipes and fittings up to Ø 63 mm.

KEY FEATURES

- Increased flexibility and combination options for every day use
- Long service life and according to DVS regulations
- All important information at a glance
- Safe operation with the temperature control as per DVS regulations

KEY FEATURES

- Light and handy for fatigue-free use
- Simple to use even in confined spaces
- Floor stand is available at all times

TECHNICAL DATA

Power:	800 W
Model:	Thermostatic or electronically controlled
Pipe diameter:	For sockets, pipes and fittings from Ø 20 - 63 mm
Voltage:	230 V, 50 / 60 Hz 110 / 115 V, 50 / 60 Hz

3 holes for mounting heating spigots and heating bushes

Increased flexibility and combination options for every day use

Heating spigots and heating bushes (Ø 20 - 63 mm) with high quality PTFE-anti-stick-covering

Long service life and according to DVS regulations

Isolator prevents heat transport to the case

Efficient heat protection

Control lamps for controls and intervals

All important information at a glance

Temperature selector switch for electronic temperature control and monitoring

Process safety thanks to temperature control according to DVS

Heating plate with an especially narrow sword form

Simple to use even in confined spaces

Unit has an integrated and retracable floor stand

Floor stand is always available when needed

Automatic overheating protection

Unit safety



Plastic Pipe Welding

Socket Welding

ROWELD® P 63 S-6 Sword Sets

P-63 S-6 Sets include: Heating spigots, allen key size 6 (No. 321216), socket-head screws, table mounting clamp, loor stand, plastic carrying case



Fig. P 63 S-6, thermostatically controlled

Electronically controlled for a constant temperature!



Fig. P 63 S-6, electronically controlled

Model	Working range Ø mm	Power watts	Description	kg	230 V	110 / 115 V
P 63 S-6 Set	20, 25, 32	800	thermostatic	4.30	053892X	053894X
P 63 S-6 Set	20, 25, 32, 40, 50, 63	800	thermostatic	5.30	053893X	1000001245
P 63 S-6 Set	20, 25, 32	800	electronically	4.30	053890X	
P 63 S-6 Set	20, 25, 32, 40, 50, 63	800	electronically	5.30	053891X	
P 63 S-6 Single unit		800	thermostatic	1.78	053897X	1000001270
P 63 S-6 Single unit		800	electronically	1.78	053896X	

P 63 S-6 set thermostatically controlled



Secure workbench operation, integrated holder for the table mounting clamp



Heating Spigots & Sockets (Form A) for P 63 S-6

With high-quality non-stick Teflon coating with a long service life and manufactured according to DVS regulations

Working range Ø mm	kg	No.
20	80	53511
25	100	53512
32	170	53513

Working range Ø mm	kg	No.
40	260	53514
50	370	53515
63	600	53516

Plastic Pipe Welding

Hot Gas Welding

ROWELD® Quick S / WG 1600 E



Product Profile

APPLICATION AREA

Processing of roofing materials. Welding of sheets, films, tents, in boat building, refuse dump construction. Shrinking of fittings and sleeves in the electrical industry. Repair and processing of plastic parts in automobile repair shops. Hot air welding, shaping and shrinking of thermoplastics in the workshop or on building sites

KEY FEATURES

- Suitable for continuous operation
- Light, handy and robust
- Welding temperature up to 700° C, continuously adjustable
- Clip-on speed nozzles, no screws
- Easy fitting of the nozzles in all working applications

KEY FEATURES

- Service-friendly: Heater assembly easily replaceable
- Ideal for stationary use in the workshop, powerful, light (700 g) and handy hot gas welding unit (WG 1600 E)
- Active device protection for a long service life. In case of an air supply failure, a safety circuit reduces the heating power and switches it off completely after 30 seconds (WG 1600 E)

TECHNICAL DATA

Air requirement: 80 - 250 l / min
We recommend the air compressor V 26, (No. 53378) for the WG 1600 E

Heating element: 1,500 watts heating element with electronic temperature control



No. 55760



No. 55780

Model	kg	230 V 50 / 60 Hz
ROWELD® Quick S complete with 5 mm tubular nozzle (No. 55769)	1.4	55760

Model	kg	230 V 50 / 60 Hz
ROWELD® WG 1600 E complete with 5 mm tubular nozzle (No. 55769)	0.7	55780

Nozzles and Accessories for Quick S and WG 1600E



Model	Part-No.	mm	g	No.
Universal tubular nozzle	1	5.0	40	55769
Wide slot nozzle, angled	2	20.0	50	55778
Wide slot nozzle	3	40.0	60	55779
Speed nozzle for round welding rod	4	3.0	20	55773
Speed nozzle for round welding rod		4.0	20	55774
Speed nozzle for round welding rod		5.0	20	55775
Triangular speed nozzle for profiled welding rod	5	5.0	20	55776
Triangular speed nozzle for profiled welding rod		7.5	20	55777
Tacking nozzle	6		20	55772

Model	Part-No.	g	No.
Shrinkage reflector	7	60	55783
Pressure roller, 45 mm for overlap welding of sheets	8	210	55816
Phillips screwdriver for nozzle mounting	9	40	73152
Heating plate 1,500 watts	10	80	55800
Spare carbon (1set = 2 pcs.) for Quick S		10	55793
Reinforced plastic pipe 3 m (f. WG 1600 E)	11	350	55782
Steel case for ROWELD® HG 1600 E		4,400	55799

Plastic Pipe Welding

Electro-Fusion Welding

ROWELD® ROFUSE Sani 160

Universal electro-fusion welding unit for drainage pipe with welding sockets up to Ø 160 mm



Product Profile

APPLICATION AREA


Universal electro-fusion welding unit for PE and PP drainage pipe fittings, for 230 V fittings. For the following makes: Geberit, Akatherm-EUR, Coes, Valsir, WAVIN-Duo, Aquatherm and Vulcathene-Euro

KEY FEATURES

- Microprocessor-controlled welding unit with automatic temperature compensation of the welding time
- Visual monitoring of the welding process
- Large operating radius
- Robust and impact resistant casing (IP 54)
- Automatic welding parameter settings

TECHNICAL DATA

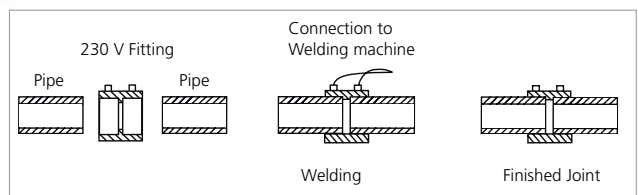
Input voltage:	230 V
Tolerance:	180 V - 280 V
Frequency:	40 Hz - 70 Hz
Output voltage:	230 V
Protection class:	IP 54
Temperature range:	-5 °C up to + 40 °C
Max. Output current:	5 A
Weight:	1.4 kg
Dimensions:	120 x 160 x 77 mm
Welding cable:	3 m



Carrying bag



Easy to transport



Model	kg	No.
ROWELD® ROFUSE Sani 160 with carrying bag	1.4	54230

Plastic Pipe Welding

Electro-Fusion Welding

ROFUSE 400 / 1200 TURBO

Universal electrofusion welding units for PE- and PP-fittings up to 400 and up to 1,200 mm diameter.



Product Profile

KEY FEATURES

- **Safety:** The **Heat-Control (HC)** function evaluates based on ambient temperature, device temperature and fitting and checks if the next fitting can be welded completely. This process is fully automated and indicated through a green or a red light shown on the display. This prevents any emergency shut-off of the unit due to overheating.
- **Performance:** Due to the **Active-Cooling (AC)** function, the unit is ideally fitted for continuous use since the heat removal is maximised by the installed ventilator.
- **Complete solution:** All cables are securely stowed away inside the robust housing. The housing also offers sufficient space for accessories, tools or fittings.
- **Professional Documentation:** All saved welding sequences can be transferred to a computer with a USB drive. From the computer the data can be archived and printed using the read out programme "RODATA 2.0".
- **Barcode Generator:** „RODATA 2.0“ offers also the possibility to encrypt the name of the welder and the name of the construction site as a barcode. This barcode can then be scanned at the job site.

TECHNICAL DATA:

Mains voltage:	230 V
Frequency:	50 Hz / 60 Hz
Power:	3,000 VA, 70 % ED
Output current (nominal output):	80 A
Welding voltage:	8 - 48 V
Ambient temperature:	-10 °C up to 60 °C
Working range	
ROFUSE 400 TURBO:	Fittings up to 400 mm
ROFUSE 1200 TURBO:	Fittings up to 1,200 mm
Protection class:	IP 54
Transmission interface:	USB v 2.0
Storage capacity:	2,000 welding logs
Weight incl. welding cable:	approx. 21.5 kg
(Basic unit without accessories)	

A language neutral instruction manual

Easy to operate

USB

Simple data transmission

A clear display

Allows intuitive operation.
The program sequence can be adapted individually

Wireless Scanner

Simple and unlimited handling



A practical pocket

for the welder's name and scan site-code

Height-adjustable cover

Can be used as a sun shield

A robust housing

The cable can be stowed away securely




12

Model	kg	No.
ROFUSE 400 TURBO	21.5	100000999

Model	kg	No.
ROFUSE 1200 TURBO	21.5	1000001000

Peeling device for electric socket welding

For secure, quick preparation of the pipe, in transport case.



Model	Ø Working range	No.
Size I	32 - 110 mm	53240
Size II	110 - 500 mm	53250

Squeezing device

- **Mechanical:**

Range of use from Ø 32 - 63 mm.
To avoid damage to the squeezed area, distance plates can be adjusted on the side.

- **Hydraulic:**


Range of use from Ø 75 - 225 mm.
Functions as mentioned above.
With this unit you can reform squeezed pipes with the help of the rounding shells.



Model	Ø Working range	No.
Squeezing device mechanical	32 - 63 mm	53200
Squeezing device hydraulic	75 - 180 mm	53210
Squeezing device hydraulic	160 - 225 mm	53220

Clamping device for electric socket welding

For alignment and fixation of the pipe before and during the welding cycle.



Double clamp short

For alignment and fixation of pipe before and during the welding cycle.



Quad clamps

For manufacturing standard connections with rod shaped material Ø 63 - 225 mm.



Rounded clamps

For fixation of the welding depth and for rounding PE pipes after squeezing.



Model	Ø	No.
Double clamp adjustable	32 mm	53251
Double clamp adjustable	40 mm	53252
Double clamp adjustable	50 mm	53253
Double clamp adjustable	63 mm	53254
Double clamp short	75 mm	53255
Double clamp short	90 mm	53256
Double clamp short	125 mm	53258
Double clamp short	140 mm	53259
Double clamp short	160 mm	53260
Double clamp short	180 mm	53261
Double clamp short	200 mm	53262
Double clamp short	225 mm	53263
Quad clamp	75 mm	53272
Quad clamp	90 mm	53273
Quad clamp	110 mm	53274
Quad clamp	125 mm	53275
Quad clamp	140 mm	53276
Quad clamp	160 mm	53277
Quad clamp	180 mm	53278
Quad clamp	200 mm	53279
Quad clamp	225 mm	53280
Rounded clamp	25 mm	53281
Rounded clamp	32 mm	53282
Rounded clamp	40 mm	53283
Rounded clamp	50 mm	53284
Rounded clamp	63 mm	53285

Plastic Pipe Welding

Butt Welding

ROWELD® P 110

Plastic pipe welding machine Ø 20 - 110 mm



Product Profile

APPLICATION AREA

For butt welding of pipes and fittings made of PE, PP, PB and PVDF. Particularly suited for installation work and for work in confined spaces - also in pipe networks

KEY FEATURES

- Production of segmented bends possible
- Precise pressure adjustment
- Single and double-sided trimming possible

KEY FEATURES

- Production of pipe and fitting joints
- Secure hold and simple axial pipe alignment

TECHNICAL DATA

Pipe diameter:	Ø 20 - 90 mm (SDR 41 - SDR 7.25) Ø 20 - 110 mm (SDR 41 - SDR 11)
Weight:	8.5 kg
Size:	450 mm total length

Narrow basic clamping elements can be used

Segmented bends can be produced

Mechanical stop adjustable from both sides

Single and double-sided trimming possible

Hardened, chrome-plated guide shafts

Absolutely warp-resistant

Wide aluminium reducer clamp inserts (Ø 20 - 90 mm) for pipes and pipe joints


Secure hold and simple axial pipe alignment

Angles of the wide basic clamping elements adjustable on both sides (15° each)

Segmented bends can be produced

Direct force transmission and clear force scale

Precise pressure adjustment



12

Rectangular heating element



Joints between fittings and pipes with narrow and wide clamping elements



By adjusting the basic clamping element angles on both sides (15° each side) segmented bends can be produced



Scope of delivery (No. 55844): Basic machine (No. 55787) with table mounting brackets, manual trimmer unit (No. 55826), electronically controlled heating plates, basic clamping set R/R (No. 55807) (Ø 110 mm) and basic clamping set R/F, left (No. 55808) (Ø 110 mm), reducer clamping inserts R/R and R/F for Ø 40 - 90 mm, assembly tools, table mounting clamp (No. 55524), transport box (No. 55832)



Model	Working range Ø mm	Temperature control	kg	230 V 50/60 Hz	110/115 V 50/60 Hz
ROWELD® P 110 complete	40, 50, 56, 63, 75, 90, 110	electronically	43	55844	55924

Plastic Pipe Welding

Butt Welding

ROWELD® P 110 Basic Machine

Model	kg	No.
ROWELD® P 110 basic machine with table mounting bracket	6.8	55787



Basic Clamping Set 110 mm

Model	kg	No.
For wide/pipe joints (1 set = 2 clamps)	2.5	55807
For narrow/fitting joints, left (1 clamp)	1.0	55808
For narrow/fitting joints, right (1 clamp)	1.0	55809



No. 55807



No. 55808 / No. 55809

Reducer Clamping Inserts Wide

Each set includes 4 aluminium half-shells

mm	kg	No.	mm	kg	No.
20	1.9	55318	56	1.6	55122
25	1.9	55126	63	1.4	55121
32	1.8	55125	75	1.6	55120
40	1.7	55124	90	1.1	55119
50	1.7	55123			



Reducer Clamping Inserts Narrow

Each set includes 4 metal half-shells

mm	kg	No.	mm	kg	No.
20	0.6	55319	56	0.5	55130
25	0.6	55134	63	0.5	55129
32	0.5	55133	75	0.4	55128
40	0.5	55132	90	0.3	55127
50	0.5	55131			



Manual Trimmer Unit

Model	kg	No.
With machine holder	1.90	55826
Spare blade (1 set = 2 blades)	0.05	55152



Heating Plate

With non-stick Teflon coating, 180 x 130 mm, 800 watts

Model	kg	230 V 50/60 Hz	110/115 V 50/60 Hz
Electronically controlled	2.6	55324	55918
Table clamp	0.7	55524	55524



No. 5.5324



Flange Adaptor Clamping Unit

For centred welding of flanges

Model	kg	No.
Flange adaptor clamping unit	1.50	55199
Steel carrying case (540 x 345 x 355 mm)	14.20	55832
Allen key SW 6	0.03	321216
Allen key SW 8	0.05	321218



Plastic Pipe Welding

Butt Welding

ROWELD® P 160 SANILINE

Plastic sanitary pipe welding machine from Ø 40 - 160 mm



Product Profile

APPLICATION AREA

For butt welding of PP, PB and PVDF pipes and fittings, especially suitable for 45° branches and tight elbows. For use on building sites or in the workshop

KEY FEATURES

- Versatile for difficult situations with the removable heating plates
- Secure clamping of pipes, fittings, tight 45° branches and 90° elbows
- Protects against unintentional starting and derailing of the trimmer unit
- Precise pressure adjustment

KEY FEATURES

- Minimum drag force
- 40% higher stability with simultaneously optimised force distribution
- All common sanitary installation fittings can be clamped

TECHNICAL DATA

Pipe diameter:	Ø 40 - 110 mm (SDR 41 - 7.25)
	Ø 40 - 140 mm (SDR 41 - 11)
	Ø 40 - 160 mm (SDR 41 - 17.6)
Weight:	34.4 kg
Heating plate:	800 W
Trimmer unit:	1,050 W

Multi-faceted options for clamping

All commonly used moulded bodies installed in a sanitary installation can be clamped

Anti-slip Ø 40 - 140 mm reduction clamping inserts with clamping force regulation

Secure mounting of pipes, moulded bodies, tight 45° forks and 90° bends

The pressure applied can be adjusted separately on both sides

One-sided and two-sided milling is possible

Direct force transmission and a clearly arranged force scale

Precise force adjustment



P 160 SANILINE complete (No. 54000/54001)



Saniline special edition with Folding trolley (No. 54401)

Trimmer attachment (No. 54040) (special accessories)



Basic clamping set (No. 54082) (special accessories)



Scope of delivery (No. 54000/54001): Basic unit with electric trimmer, electrically adjustable heating element, removable. Basic clamping set right and left Ø 160 mm (No. 54082), pipe support Ø 160 mm, reducer clamp and support set for Ø 40, 50, 63, 75, 90, 110 and 125 mm in case (No. 54020), installation tools, mobile work and transport frame (No. 54015)

12



Model	Working range Ø mm	Temperature control	kg	230 V 50 Hz	110/115 V 50 Hz
ROWELD® P 160 SANILINE complete	40, 50, 63, 75, 90, 110, 125, 160	electronically	57.4	54000	54001
ROWELD® P 160 SANILINE special edition	40, 50, 63, 75, 90, 110, 125, 160	electronically	61.2	54004	

ROWELD® P 160 SANILINE Basic Machine

Basic machine includes: Trimmer unit (1,050 W), heating plate (800 W), basic clamp set Ø160mm pipe supports Ø 160 mm




Model	kg	230 V 50 Hz	110/115 V 50 Hz
ROWELD® P 160 SANILINE Basic machine	34.4	54005	54006

Reducer Clamping Inserts

Set includes: Reducer inserts (4 half-shells), pipe supports

Nominal size	kg	No.	Nominal size	kg	No.
40	1.6	54083	90	1.6	54088
50	1.6	54084	110	1.7	54089
56	1.6	54085	125	1.5	54090
63	1.6	54086	140	1.5	54091
75	1.6	54087			



Trimmer Adaptor (special accessories)

Ø 40 - 75 mm for trimming 45° branches, replaceable blades

Model	kg	No.
Trimmer attachment for Ø 40 - 75 mm	0.63	54040



Basic Clamping Set (special accessories)

For outer clamping position, especially for welding pressure pipes, includes 2 basic clamps, left and right, up to Ø 160 mm

Model	kg	No.
Basic clamping set Ø 160 mm	5.3	54082



ROWELD® P 160 SANILINE Conversion Kit

Converting existing ROWELD® P 160 SANILINE with universal clamp system

Set (No. 54080) includes: Basic clamping set Ø 160 mm left and right, (No. 54082) as well as two reducer clamping sets (left and right) for the diameters 40, 50, 63, 75, 90, 110 and 125 mm

Model	Working range Ø mm	kg	No.
Conversion Kit	40, 50, 63, 75, 90 110, 125, 160	11.20	54080
Trolley and transport sub-frame		11.30	54015
Folding trolley		20.00	56051
plastic case for reducer inserts		2.32	54020
Open-ended spanner SW 17 DIN 894		0.05	310411
Trimmer unit blades 75 mm (Set = 2 blades)		0.10	55685
Blades 35 mm for trimmer adaptor		0.01	55686
Heating plate 230 V / 115 V / 110 V		1.92	55316 / 55851
Trimmer blade, carbide 75 mm Set = 2 blades		0.05	55684



No. 54080



Plastic Pipe Welding

Butt Welding

ROWELD® P 250 A

Plastic pipe welding machine Ø 40 - 250 mm



Product Profile

APPLICATION AREA

For use on building sites and in the workshop. Particularly suited for sanitary installations, drain pipe laying as well as chimney reconditioning with PVDF liners

KEY FEATURES

- Versatile for difficult situations with the removable heating plates
- Protects against unintentional starting and derailing of the trimmer unit
- Single and double-sided trimming possible
- Warp-resistant for minimum drag and low pressure transfer loss

KEY FEATURES

- Precise welding pressure adjustments on the clear force scale
- Reliable, warp-resistant transfer of the welding pressure
- Stable working table always available

TECHNICAL DATA

Pipe diameter:	Ø 40 - 110 mm (SDR 41 - SDR 7.25)
	Ø 40 - 125 mm (SDR 41 - SDR 11)
	Ø 40 - 200 mm (SDR 41 - SDR 17.6)
	Ø 40 - 225 mm (SDR 41 - SDR 26)
	Ø 40 - 250 mm (SDR 41 - SDR 33)
Weight:	36.4 kg
Trimmer unit:	450 W
Heating plate:	1,200 W

Electric, high-torque safety trimmer unit (450 watts) locks into place in the working position

Protects against unintentional starting and derailing of the trimmer unit

Mechanical stop adjustable from both sides

Single and double-sided trimming possible

Removable heating plate


Versatile for difficult situations

Rugged basic clamping set Ø 250 mm with reducer inserts for Ø 180 - 225 mm plus pipe supports and Ø 160 mm set with reducer inserts for Ø 40 - 140 mm plus pipe supports

Reliable, warp-resistant transfer of the welding pressure

Mounted machine carriage is smooth running, hardened, chrome-plated ball lining driven in guide shaft

Warp-resistant, for minimum drag force and low loss of pressure transfer



12

Model	Working range Ø mm	Temperature control	kg	230 V 50 Hz	110/115 V 50 Hz
ROWELD® P 250 A Set	40, 50, 56, 63, 75, 90, 110, 125, 160, 180, 200, 225, 250	electronically	131.0	55795	55796
ROWELD® P 250 A basic machine			36.1	55768	55738

ROWELD® P 250 A Set

Basic machine with trimmer unit

Set includes: holder for heating plate, electronically adjustable heating plate, basic clamping set Ø 160 mm and 250 mm support fork inserts Ø 160 mm and 250 mm, reducer inserts and support fork inserts from Ø 40 - 140 mm and Ø 180 - 225 mm, installation tools, steel transport box 800 x 520 x 765 mm (LxWxH) and steel carrying case for reducer and support fork inserts



Basic Clamping Set

Set includes: 2 basic clamps and 2 support forks


Ø mm	kg	No.	Ø mm	kg	No.
160	7.25	55742	250	10.10	55717



Reducer Clamping Insert Set

Each set consists of: Pipe clamping inserts (4 metal half-shells) and support fork inserts (2 metal half-shells) for basic clamping set (No. 55742)

Ø mm	kg	No.	Ø mm	kg	No.
32	1.89	55753	110	1.26	55746
40	1.89	55752	114	1.20	55745
50	1.81	55751	125	1.06	55744
56	1.83	55750	140	0.80	55743
63	1.75	55749	180	2.46	55721
75	1.68	55748	200	2.03	55718
90	1.50	55747	225	1.41	55719



Heating Plate

Non-stick Teflon coating. Ø 300 mm, 1,500 watts

Model	kg	230 V 50 / 60 Hz	110 V / 115 V 50 / 60 Hz
Electronically controlled	5.35	55317	55854
Spare knife (1 set = 2 piece)	0.10		55163
Allen key size 8	0.20	321218	321218
Transport box, protective cover red	25.00	55759	55759
Steel carrying case	2.82	54020	54020






No. 55317 / No. 55854

Plastic Pipe Welding

Butt Welding

The new generation of ROWELD® hydraulic controls for butt welding

The ROWELD® hydraulic unit is available in a **professional** and **premium** version. The premium hydraulic unit is divided into **Premium** and **Premium CNC** capacities.

Everything at a glance...			
	<i>Fig. similar</i> Type Professional	Type Premium	Type Premium CNC
Temperature control	●	●	●
Pressure reading analogue	●	—	—
Pressure reading digital	—	●	●
Pressure hold function	●	●	●
Logging system	—	●	●
Position sensor	—	—	●
Automatic parameter calculation	—	—	●
CNC-control	—	—	●
Touch screen	—	●	●
Colour display 3.5"	—	●	●
Menu language	—	●	●
Multi-lingual	—	●	●
USB port	—	●	●

ROWELD® type Professional

Hydraulic butt welding machine Ø 40 - 1,200 mm

Selection of components with a long service life ensures a low maintenance, robust and reliable operating mode.

Product Profile

APPLICATION AREA

For heating element butt welding of PE, PP and PVDF pipes and moulded bodies. For use on the building site, in pipe trenches, on pipe bridges and in workshops. The ROWELD® Hydraulic type Professional with infinite pressure adjustment, an easily legible manometer and pressure reservoir for welding according to DVS and other internationally valid guidelines and standards.

WORKING RANGE

Model	Ø mm	Ø Inch
P 160 B / P 5 B	40 - 160 mm	1.1/4" - 5"
P 200 B	63 - 200 mm	
P 250 B / P 8 B	90 - 250 mm	5 - 8"
P 355 B / P 12 B	90 - 355 mm	5 - 12"
P 500 B / P 18 B	200 - 500 mm	8 - 18"
P 630 B / P 24 B	315 - 630 mm	12 - 24"
P 800 B	500 - 800 mm	
P 1200 B / P 48 B	710 - 1,200 mm	28 - 48"

12



Set P 355 B
No. 100000383

ROWELD® type Premium

Hydraulic butt welding machine Ø 90 - 630 mm

The Premium Hydraulic System guides the user step-by-step through the welding process. All parameters are documented automatically.

Product Profile

APPLICATION AREA

The ROWELD® Hydraulic Premium with an integrated logging module for the quick and reliable saving of the welding parameters in accordance with DVS and other applicable international guidelines and standards. Data transfer via USB interface

WORKING RANGE

Model	Ø mm	Ø Inch
P 250 B / P 8 B	90 - 250 mm	5 - 8"
P 355 B / P 12 B	90 - 355 mm	5 - 12"
P 500 B / P 18 B	200 - 500 mm	8 - 18"
P 630 B / P 24 B	315 - 630 mm	12 - 24"
P 800 B	500 - 800 mm	
P 1200 B / P 48 B	700 - 1,200 mm	28 - 48"



TECHNICAL DATA

Automatic logging:	10,000 logs
Data output:	USB interface
Languages:	DE, EN, FR, ES, NL, PT, DK, SE, NO, FI, PL, TR, HU, SL, SK, RU, BG, further languages available upon request
Welding monitoring:	Optically with colour indication for welding pressure, welding temperature, welding times, as well as acoustical and optical for user actions
Logging:	In accordance to DVS
Welding standards:	DVS, further standards available upon request, manual entry of welding parameters is possible



Set P 355 B
No. 1000000562

ROWELD® type Premium CNC

Hydraulic butt-welding machine Ø 90 - 630 mm

The Premium CNC System enables a nearly fully automated operation. All parameters are documented automatically

Product Profile

APPLICATION AREA

The ROWELD® Hydraulic Premium CNC with integrated CNC control and touch screen panel for the quick and reliable saving of the welding parameters in accordance with DVS and other applicable international guidelines and standards. Data transfer via USB interface

WORKING RANGE

Model	Ø mm	Ø Inch
P 250 B SA / P 8 B SA	90 - 250 mm	5 - 8"
P 250 B VA / P 8 B VA	90 - 250 mm	5 - 8"
P 355 B SA / P 12 B SA	90 - 355 mm	5 - 12"
P 500 B SA / P 18 B SA	200 - 500 mm	8 - 18"
P 630 B SA / P 24 B SA	315 - 630 mm	12 - 24"
P1200 B SA / P 48 B SA	710 - 1,200 mm	22 - 48"

SA = semi-automatic, VA = fully automatic



Set P 355 B
No. 1000000563

TECHNICAL DATA

Automatic logging:	10,000 logs
Data output:	USB interface
Languages:	DE, EN, FR, ES, NL, PT, DK, SE, NO, FI, PL, TR, HU, SL, SK, RU, BG, further languages available upon request
Welding monitoring:	Optically with colour indication for welding pressure, welding temperature, welding times, as well as acoustical and optical for user actions in accordance to DVS
Logging:	In accordance to DVS
Welding standards:	DVS, further standards available upon request, manual entry of welding parameters is possible
With CNC function:	During the welding process, all movements are performed by the machine, including dragging resistance and bead development measurement. Automatic extending heading element enables a fully-automatic welding process (optional, not available for all machines)

Plastic Pipe Welding

Butt Welding

ROWELD® P 315 W / P 315 W CNC

Heating plate butt welding machine Ø 90 - 315 mm



Product Profile

APPLICATION AREA

- High-performance butt welding machine for single and serial production in the workshop
- For butt welding of PE, PP and PVDF pipes and fittings from
- Universal machine for pipe/pipe, pipe/fitting, pre-sealing strip welding
- Perfect for the prefabrication of pipe elbow segments and T-pieces

TECHNICAL DATA

Electrical Hydraulic unit:	400 W 230 V / 400 V, 50/60 Hz
Electrical Trimmer unit:	700 W
Heating plate:	3,000 W, 400 V, 50/60 Hz
Weight:	P 315 W complete: 523 kg P 315 W Basic: 385 kg P 315 W CNC complete: 523 kg P 315 W CNC Basic: 385 kg



Fig. ROWELD® P 315 W CNC

ROWELD® P 630 W

Plastic pipe welding machine Ø 315 - 630 mm



Product Profile

APPLICATION AREA

For plastic pipe welding of PE and PP pipes.

KEY FEATURES

- Reliable, warp-resistant transfer of the welding force and exact control of the welding pressure
- Long-lasting heating plate according to DVS, CEN and ISO guidelines
- Workshop welding machine, et.al with rotatable tools for the manufacture of pipe elbows on each side up to 22.5°, as well as the possibility of series production of segments

TECHNICAL DATA

Electric-hydraulic unit:	2,250 W 400 V, 50/60 Hz
Electric trimmer unit:	3 kW 400 V, 50/60 Hz
Heating plate:	14 kW 400 V, 50/60 Hz

Long-lasting heating plate in accordance with DVS, CEN and ISO guidelines

Electronically controlled heating plate with high-quality, non-stick coating, can be positioned hydraulically



Exact control of the welding force

Hydraulic unit for continuous use with higher pressure consistency, no pressure loss during welding

ROWELD® Manual welding extruder with integrated air supply

For welding containers, installations and pipeline construction in workshop and building site operation

Product Profile

WORKING RANGE

Model	Ø welding wire	Range of use
ROWELD® D2/20	3 mm	2 - 10 mm
ROWELD® D4/15 Aero Basic	3 mm, 4 mm	4 - 15 mm
ROWELD® D4/15 Aero	3 mm, 4 mm	4 - 15 mm
ROWELD® D8/30 Aero	3 mm, 4 mm	8 - 30 mm

TECHNICAL DATA

Model	Welding material	Welding consumption	Power consumption	Temperature display	360° rotatable Pre-warming
ROWELD® D2/10	PE, PP, PVDF, PVC, PVC-C	Ø 3 mm, 0.6 kg/h	Pre-warming fan: 2.3 kW Heating belt 75 W	digital	
ROWELD® D4/15 Aero Basic	PE, PP, PVDF	Ø 3 mm, 1.1 kg/h	2.7 kW		•
	PE, PP, PVDF	Ø 4 mm, 1.8 kg/h	2.7 kW		
ROWELD® D4/15 Aero	PE, PP, PVDF	Ø 3 mm, 1.1 kg/h	3.4 kW	digital	•
	PE, PP, PVDF	Ø 4 mm, 1.8 kg/h	3.4 kW	digital	
ROWELD® D8/30 Aero	PE, PP, PVDF	Ø 3 mm, 1.8 kg/h	3.4 kW	digital	•
	PE, PP, PVDF	Ø 4 mm, 3.2 kg/h	3.4 kW	digital	



ROWELD® Manual welding extruder

Scope of delivery: 1 welding shoe, 1 set air jets, 1 unit stand, tool set

Model	kg	Voltage	Frequency	No.
ROWELD® D 2 / 10	3.4	230 V	50 / 60 Hz	55504
ROWELD® D 4 / 15 Aero Basic	4.8	230 V	50 / 60 Hz	55502
ROWELD® D 4 / 15 Aero	5.5	230 V	50 / 60 Hz	55503
ROWELD® D 8 / 30 Aero	7.8	230 V	50 / 60 Hz	55506



Refrigeration & Air Conditioning Technology

System Overview	274 - 275
Complete Solutions	
Comissioning & Maintenance	276 - 277
Evacuation & Charging	278
Refrigeration Circuit Control	
Digital Manifold	279
Analogue Manifold	280
Pressure Hose	281
Tool Set	281
Leak Testing & Locating	
Nitrogen Set	282
Leak Detection Device	283
Evacuation	
Vacuum Pumps	284 - 285
Recovery & Filling & Befüllen	
Refrigerant Recovery Device	286 - 287
Refrigerant	288
Refrigerant scale	289
Accessories	
Cleaning, Tools, Adaptors	290 - 291
Instructions for the Use of Refrigerants	292
Conversion Tables Pressure, Temperature	293

Refrigeration & Air-Conditioning Technology

System Overview

Complete Solutions

ROKLIMA® MULTI 4F



ROCADDY 120



ROCADDY 120 Digital



Refrigerants class A1: (R134a, R410A usw.)	✓	✓	✓
Refrigerants class A2: (R32, R1234yf usw.)	–	✓*	✓*
CO ₂ subcritical (R744):	–	–	✓
System size:	< 24 kW	< 24 kW	< 24 kW
Page	276, 277	278	278

Refrigeration Circuit Control

ROCOOL 600




**2- and 4-Ways
Manifold
Connection 5/16"**



**2- and 4-Ways
Manifold
Connection 1/4"**



Pressure Hoses



Refrigerants class A1: (R134a, R410A usw.)	✓	✓	✓	✓
Refrigerants class A2: (R32, R1234yf usw.)	✓	✓	–	✓
CO ₂ subcritical (R744):	–	–	–	✓
System size:	all	all	all	all
Page	279	280	280	281

Refrigeration & Air-Conditioning Technology

System Overview

Evacuation

ROAIRVAC 1.5	ROAIRVAC 3.0	ROAIRVAC 6.0	ROAIRVAC R32 6.0	ROAIRVAC 9.0
--------------	--------------	--------------	------------------	--------------



Refrigerants class A1: (R134a, R410A usw.)	✓	✓	✓	✓	✓
Refrigerants class A2: (R32, R1234yf usw.)	-	-	-	✓	-
CO ₂ subcritical (R744):	✓	✓	✓	✓	✓
System size:	< 24 kW	< 74 kW	< 123 kW	< 123 kW	> 124 kW
Page	284, 285	284, 285	284, 285	284, 285	284, 285

Recovery



Refrigerants class A1: (R134a, R410A usw.)	✓	✓
Refrigerants class A2: (R32, R1234yf usw.)	-	✓
CO ₂ subcritical (R744):	-	-
System size:	< 24 kW	all
Page	286	287

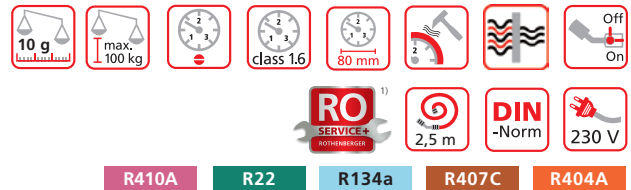
Refrigeration & Air-Conditioning Technology

Complete Solutions

ROKLIMA® MULTI 4F

Fully automatic commissioning and maintenance of air-conditioning units and heat pumps

The innovative unit enables safe and comfortable operation on refrigeration systems. With simple menu navigation, 4 functions (4F) are automatically controlled



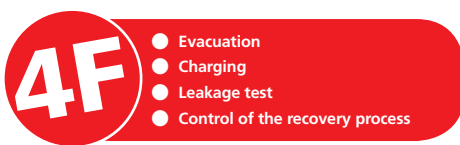
Product Profile

KEY FEATURES

- Pressure resistance up to 80 bar guarantees full use with heat pumps
- Everything you need within reach
- Simple menu guidance guarantees appropriate use
- Fully-automatic gives time for parallel work
- Safe transport

TECHNICAL DATA

Weight:	17 kg
Final vacuum:	1 x 10 ⁻² mbar
Scale range:	up to 100 kg
Resolution:	10 g
Pressure hose length:	2,500 mm
Pump rating:	42 l / min



Sturdy, compact metal casing

Protects all components such as vacuum pump and scale

Integrated high vacuum pump with 42 l / min suction Power

For evacuation of the system in accordance with DIN 8975

Pull-out precision digital scale up to 100 kg

Secure stand for large and small containers

Shock-resistant low pressure and high pressure gauges for various refrigerants



Secure storage of all accessories



Pressure hoses: 2.5 m long with shut-off valve



Bottle adaptor No. 173204 / 05 for scale and 1/4" reducing pieces



Interactive 16-digit display with 4 function buttons

All required parameters can be easily entered

3 different pressure gauges "Pulse-free", class 1.6, 80 mm

Universal use on air-conditioning units with all common refrigerants and operation in the high pressure range with R410A

2 pressure hoses (2,500 mm) from the series "Plus" with ball valve

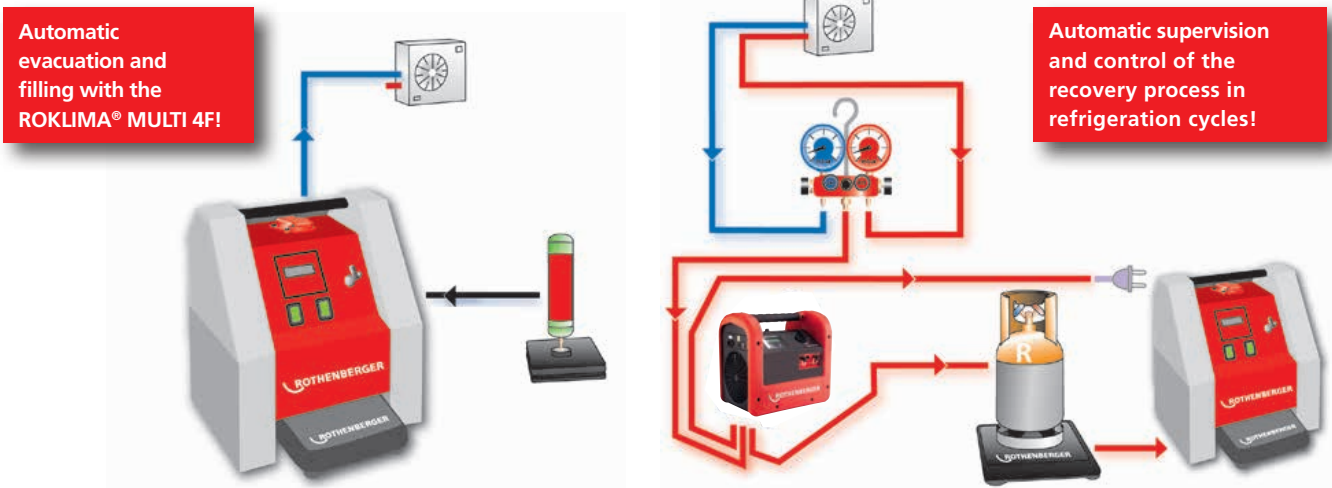
Safe and comfortable operation with refrigerants without the risk of refrigerant loss

Plastic capillary hose

Safe, leak-free filling due to shut-off valve

Refrigeration & Air-Conditioning Technology

Complete Solutions



ROKLIMA® MULTI 4F in use (evacuation and charging)



Scope of delivery (No. 100000138) includes: 2-stage vacuum pump, 2 low pressure gauges, 1 high pressure gauge R410A, 2 pressure hoses with ball valve à 2,500 mm, 2 bottle connection adaptors (1/4" SAE No. 173205, 5/16" SAE No. 173204), 2 reducing pieces 1/4" SAE F - 5/16" SAE M (No. 170016), precision digital scale up to 100 kg, automatic control, vacuum and pressure switch, mineral oil (No. 169200)

Model	kg		No.
ROKLIMA® MULTI 4F	17.0	1	100000138
Reducer pieces 1/4" SAE F - 5/16" SAE M	0.1	1	170016

Secure storage of Accessories:
pressure hoses bottle adaptor,
plastic capillary hose



Precision scale up to 100 kg
Resolution: 10 g
Accuracy ± 1%



Ergonomic, Compact



Light



Refrigeration & Air-Conditioning Technology

Complete Solutions



ROCADDY 120 / ROCADDY 120 Digital

Universal sets for evacuation and charging



Product Profile

KEY FEATURES

- Everything you need within reach
- Flexible use with the individual use of the tools
- Easy to transport

TECHNICAL DATA

- Electric digital scale ROSCALE 120 with a weight capacity of 120 kg and a measuring accuracy per measurement of 5 g
- 2-stage vacuum pump ROAIRVAC 1.5 with integrated vacuum meter and solenoid valve, as well as a pump rating of 42 l/min
- Digital manifold (with ROCADDY 120 Digital) for the automatic calculation of superheat and subcool. More than 80 refrigerants are on file in the unit
- 2 analogue 4-way manifolds (with ROCADDY 120) for the common refrigerants R22, R134a, R404A, R407C and the high-pressure refrigerant R410A
- Pressure hose sets, each with 3 hoses from the PLUS series with shut-off valve for safe use with refrigerants
- Pipe cutter TUBE CUTTER 35 and MINICUT II PRO for cutting Ø 6 - 35 mm pipes to length

Sturdy plastic rolling case (Fig. similar)

Simple and comfortable transport with ample room for accessories and small parts



2-stage high vacuum pump

For evacuation and removal of all moisture residue in refrigeration systems during installation per DIN 8975



Electronic digital scale up to 120 kg with high measurement precision

Precise weighing of refrigerants



Bottle adaptor for 1 kg and 2 kg refrigerant bottles for connection to the scale

Secure mounting of the bottle during charging



2 x analogue manifolds (with ROCADDY 120)



ROCOOL 600

Automatic calculation of superheat and subcool. Optionally upgradable through attachment of a vacuum probe and a reading out function (with ROCADDY 120 Digital)



Mini tube cutter and pipe cutter

For cutting Ø 6- 35 mm pipes to length



13

ROCADDY 120 includes: 2-stage vacuum pump ROAIRVAC 1.5 (No. 170061) with vacuum gauge and solenoid valve, 4-way manifold for R22, R134a, R407C (No. 170502), 4-way manifold for R410A (No. 1000001427), pressure hose set 5/16" SAE each 1,500 mm with ball valve for R410A (1500000030), pressure hose set 1/4" SAE each 1,500 mm with ball valve for R22, R134a, R407C (No. 1500000028), ROSCALE 120 (No. 173004), 1x adaptor 3/8" SAE F - 1/4" SAE M (No. 089401), 2x adaptor (5/16" SAE F - 1/4" SAE M with valve trigger (No. 01700RD), adaptor 5/16" SAE M - 1/4" SAE F (No. 170016)), bottle connection 1/4" (No. 173205), bottle connection 5/16" (No. 173204) mineral oil (0.4 l), Tube Cutter 35 (No. 70027), Minicut II Pro (No. 70402), transport case (No. 169051)

ROCADDY 120 Digital includes: 2-stage vacuum pump ROAIRVAC 1.5 (No. 170061) with vacuum gauge and solenoid valve, 1x digital manifold ROCOOL 600 (No. 100000569), 1x clamping thermometer (No. 100000540), pressure hose set 1/4" SAE 1,500 mm with ball valve for R22, R134a, R407C (No. 1500000028), ROSCALE 120 (No. 173004), 1x 5/16" SAE F - 1/4" with valve trigger (No. 1700RD), 1x 5/16" SAE M - 1/4" SAE F (No. 170016), 1x bottle connection 1/4" (No. 173205), 1x bottle connection 5/16" (No. 173204) mineral oil (0.4 l), Tube Cutter 35 (No. 70027) Minicut II Pro (No. 70402), transport case (No. 169051)

Model	Performance		No.	
R410A	R22	R134a	R407C	R404A
ROCADDY 120	42 l / min	19	1000000057	
with 2 analogue manifolds				

Model	Performance		No.		
R410A	R22	R134a	R407C	R404A	R507
ROCADDY 120 Digital	42 l / min	18	1000000058		
with digital manifold					

ROCOOL 600

For commissioning, maintenance work and documentation of refrigeration systems of all kinds



Product Profile

KEY FEATURES

- Modular system: The basic device can be fitted with the optional Red Box incl. the Data Viewer software for reading out or recording data on a PC. Additionally there is an optional external Pirani vacuum probe for precise vacuum readings
- More than 80 refrigerants incl. R32 and R744 (sub-critical) are stored in the device. New refrigerants can be added later using the update function
- Simultaneous calculation of superheat and subcool
- The documentation software Data Viewer generates an automatic report based on the data recorded. Ideal for handing out to the customer (client)
- An external Pirani vacuum probe allows reading of the vacuum where the most precise measurement is possible: directly at the refrigeration system

TECHNICAL DATA

Pressure display:	bar, psi, Kpa, MPa
Temperature display:	°C, °F
Vacuum display:	Micron, mbar, mmHg, Pa, mTorr
Power source:	9 V battery, 550 mAh
Screen size:	4.1/3" / 11 cm
Pressure measurement range:	-1 up to 60 bar
Precision (at 22 °C):	± 0.5 % fs
Temperature measurement range:	-50 °C to +200 °C
Working temperature:	-10 °C to +50 °C
Connections:	4x 1/4" SAE
Max. recording time:	12h (device), 96h (red box)

An absolute all-rounder due to the unique modular system!

Large screen

All important data at a single glance. Strong backlight for dark environment

Connection for the temperature sensor T1

For automatic measurement of superheat data

Connection for the external vacuum probe

For very precise measurement of the vacuum level directly at the refrigeration system

Pressure sensors "Made in Germany"

Precise measurement from -1 to 60 bar

T-connection with Schrader valve 1/4" SAE

3-way function: Evacuation and filling without changing a hose

Y-connections 1/4" SAE

A connection and sealing plug in one. Simple transport of hoses when not in operation

Solid and non-tacky rubber coating

Prevents shock damages and allows a safe handling

Connection for the temperature sensor T2

For automatic measurement of subcool data

Green and red LEDs

An optical signal is displayed once an adequate vacuum level is reached or leakage in the system and also a warning of overpressure



Connection of the Red Box


To record data for up to 96 hours and independent read out of data at a PC



Temperature sensor for a pipe diameter of up to Ø 32 mm



External vacuum probe for very precise measurement of the vacuum



Set (No. 100000569) includes: ROCOOL 600, 1 temperature sensor
 Set (No. 100000570) includes: ROCOOL 600, 2 temperature sensors, carry case
 Set (No. 100000572) includes: ROCOOL 600, 2 temperature sensors, red box and data viewer software, carry case

Model	No.
Set with 1 temperature sensor (in the blister)	100000569
Set with 2 temperature sensors (in the case)	100000570
Set with 2 temperature sensors, red box, data viewer software (in the case)	100000572

Scope of delivery (No. 100000539): Red box, data viewer software, connection cable, external power supply

Model	No.
Red box, software, connection cable, external power supply	100000539
Temperature sensor	100000540
Vac Probe	100000541

¹⁾ Complete terms and conditions at www.rothenberger.com/service. RO SERVICE+ only valid in participating countries.

Refrigeration & Air-Conditioning Technology

Refrigeration Circuit Control

Analogue Manifolds

2- and 4-way manifolds



Pressure gauge Ø 80 mm, with pulse-dampening class 1.6

Easy-to-read, high precision display

Large hand valve with colour coding

Light, secure and precise opening and closing of the diaphragm valve, maintenance free

Valve sets



Pressure gauge with shock-proof rubber protector

Protects against damage

Valve body made of aluminium with gauge glass

Sturdy despite low weight

2-way manifold



Model ND*/bar HD*/bar No.

Model	ND*/bar	HD*/bar			No.
R22	R134a	R407C	R404A		
2--way, 1/4" SAE	-1 up to 17	0 - 34	0.7	1	170501
4-way, 1/4" SAE	-1 up to 17	0 - 34	0.9	1	170502
R410A	R32				
2-Way, 5/16" SAE	-1 up to 30	0 - 60	0.7	1	100001426
4-Way, 5/16" SAE	-1 up to 30	0 - 60	0.9	1	100001427

*LP = Low pressure manifold, *HP = High pressure manifold

Model No.

Blue rubber protector for manifold	170545
Red rubber protector for manifold	170546
Valve sets for manifold	170547

Manifold Sets

Manifold sets and pressure hoses

2-way manifold (for 170600 and 170607)

4-way manifold (for 170601, 170606, 170602 and 170608)

Durable and highly precise tool



No. 170602

Pressure hose with ball valve "Plus" (only for 170602 and 170608)

No loss of refrigerant

Sets include: Manifold, pressure gauge with Ø 80 mm, "Pulse-free", class 1.6, 3 x 1,500 mm pressure hoses, plastic carrying case

Model No.

2-Way „Standard“

Model		No.
R22 R134a R407C R404A		
Manifold set 2-Way „Standard“	2.7	170600

R410A R32		
Manifold set 2-Way „Standard“	2.7	170607

4-Way „Standard“

Model		No.
R22 R134a R407C R404A		
Manifold set 4-Way I „Standard“	2.8	170601

R410A R32		
Manifold set 4-Way I „Standard“	2.8	170606

4-Way „Plus“

Model		No.
R22 R134a R407C R404A		
Manifold set 4-Way II „Plus“	2.8	170602

R410A R32		
Manifold set 4-Way II „Plus“	2.8	170608

Plastic carry case	1.4	171505
--------------------	-----	---------------

3-piece Pressure Hose Sets

Available in "Standard" and "Plus"

Product Profile

KEY FEATURES

- No confusion and safe use with the colour coding (blue, red, yellow)
- Teflon seal with up to 10x longer service life compared to neoprene seal
- Working pressure 60 bar / burst pressure 300 bar. This is an 8 % better pressure resistance as previously




"Standard" series

Pressure hose from the series "Standard"

Model	Connection	L mm	⊞	No.
Vacuum Hose	3/8" SAE	1,500	1	1500000032
R22 R134a R407C R404A				
Set of 3 pressure hoses	1/4" SAE	1,500	1	1500000024
Pressure hose yellow	1/4" SAE	1,500	1	1500000025
R410A R32				
Set of 3 pressure hoses	5/16" SAE	1,500	1	1500000026
Pressure hose yellow	5/16" SAE	1,500	1	1500000027



R32 **R410A** **R22** **R134a** **R407C** **R404A**



"Plus" series

Pressure hose from the series "Plus" with ball valve

Model	Connection	L mm	⊞	No.
R22 R134a R407C R404A				
Set of 3 pressure hoses	1/4" SAE	1,500	1	1500000028
Pressure hose yellow	1/4" SAE	1,500	1	1500000029
R410A R32				
Set of 3 pressure hoses	5/16" SAE	1,500	1	1500000030
Pressure hose yellow	5/16" SAE	1,500	1	1500000031

Tool Set Climate I + II

Practical tool set with all tools required

For installation and maintenance of air-conditioning units and heat pumps

Product Profile

APPLICATION AREA

- Monitor temperature and pressure
- Quality hoses with high bursting pressure
- Pipe cutter for all pipe cross-sections from 3 - 35 mm (1/8" - 1.1/8")
- Measurement of ambient and ventilator air temperature
- Clean, kink-free bending of all common pipe cross-sections
- Optimum flaring connections for all types of air-conditioners

Set Climate I (No. 170604) includes: 2-way manifold (No. 170501), set of pressure hoses standard 1/4" SAE, Tube Cutter 35 C (No. 070027C), minicut pipe cutter (No.070401C), thermometer, set of bending springs 3/8" - 1/2" - 5/8", universal flaring tool (No. 222601), plastic case

Set Climate II (No. 170605) includes: 2-way manifold (No. 1000001426), set of pressure hoses standard 5/16" SAE, Tube Cutter 35 C (No. 070027C), minicut pipe cutter (No.070401C), thermometer, set of bending springs 3/8" - 1/2" - 5/8", Reeling Flaring Tool (No. 222402), plastic case

Model	kg	⊞	No.
Tool Set Climate I	2.3	1	170604
Tool Set Climate II	2.4	1	170605

R32 **R22** **R134a** **R407C** **R404A**



The ideal introduction into a whole new area of business!



No. 170604

Refrigeration & Air-Conditioning Technology

Leak Testing & Locating

Nitrogen Set

Multiple uses for refrigeration systems



Product Profile

APPLICATION AREA

- Pressure and leak test with nitrogen
- Flushing of the installation
- Nitrogen admission during soldering to prevent scale formation

Ideal for split air-conditioning units and heat pumps!



No. 259060

13

5/16" SAE adaptor for connecting to R410 units



Bottle adaptor for connecting 950 cm³ bottles



Set (No. 259060) includes: pressure reducing valve, connection hose, bottle adaptor, pressure gauge, nitrogen bottle and plastic case

Model	No.
Nitrogen set with bottle (950 cm ³)	259060
Nitrogen bottle, each 950 cm ³	259008
Filling hose with pressure gauge	259010
Connection 5/16" SAE internal, 1/4" SAE external	01700RD

Refrigeration & Air-Conditioning Technology

Leak Testing & Locating

ROLEAK

Electronic leak detection device for locating leaks in refrigeration systems (3 g/a)



R410A R22 R134a R407C R404A R507A

Product Profile

KEY FEATURES

- Durable and highly sensitive sensor tip with a leak detection rate of 3 g/a within 3 seconds
- Simple determination of the refrigerant concentration
- Adjustment of the sensor tips zero measurement point for simple detection of the leak
- Exact and quick locating of the leak
- Easy accessibility of even hard to reach leaks

Heated pentode

Durable and highly sensitive sensor tip with a leak detection rate of 3 g/a within 3 seconds

Audio signal


Comfortable use

7 LEDs

Simple determination of the refrigerant concentrate with the coloured shading

7 different sensitivity levels

Exact and fast location of the leak



TECHNICAL DATA

Leak status: LED display
Sensor length: 30 cm
Leak detection rate: 3 g/a within 3 seconds
Weight: 280 g
Working temperature: -10 up to + 49°C
Voltage: 2.4 V

30 cm long, flexible sensor

Easy access in hard-to-reach places

RESET-button

Adjusts to the sensor tip zero point setting for simple leak location



No. R08730516

Scope of delivery (No. R08730516) Leak detection unit ROLEAK, spare sensor, battery charger, battery

Model	No.
ROLEAK set with spare sensor and battery charger in plastic case	R08730516
Spare sensor	87309

Suitable for all common CFC, HFC and HCFC!

ROLEAK Pro

Electronic leak detection device for locating leaks in refrigeration systems (3 g/a)



R410A R22 R134a R407C R404A R507A R32

Product Profile

KEY FEATURES

- Durable and highly sensitive sensor tip with a leak detection rate of 3 g/a within 3 seconds
- Suitable for R32
- Simple determination of the refrigerant concentration
- Adjustment of the sensor tips zero measurement point for simple detection of the leak
- Reference leak for functionality test included
- Easy accessibility of even hard to reach leaks

TECHNICAL DATA

Leak status: LED display
Sensor length: 40 cm
Leak detection rate: 3 g/a within 3 seconds
Weight: 400 g
Working temperature: 0 °C up to 40 °C
Voltage: 6 V (4 AA batteries included)

Model	No.
ROLEAK Pro in plastic case	1500002241

Audio signal

Comfortable use

7 LEDs

Simple determination of the refrigerant concentrate with the coloured shading

3 different sensitivity levels

Exact and fast location of the leak

RESET - button

Adjusts to the sensor tip zero point setting for simple leak location

40 cm long, flexible sensor

Easy access in hard-to-reach places



No. 1500002241

¹⁾ Complete terms and conditions at www.rothenberger.com/service. RO SERVICE+ only valid in participating countries.

Refrigeration & Air-Conditioning Technology

Evacuation

ROAIRVAC

Two-stage vacuum pump

For evacuation in accordance with DIN 8975 with vacuum gauge and solenoid valve




Product Profile

KEY FEATURES

- Solenoid check valve to protect the refrigeration system from oil contamination during power outage
- Vacuum gauge with integrated drag indicator enables simple and quick control of the evacuation process
- Protects the integrated components with the light and high quality casing
- Gas ballast valve for reduction of water vapour in the oil container
- Special filter reduces oil mist on exhaust vent

KEY FEATURES

- Gauge-glass enables easy oil-stand monitoring
- Fast filling of oil without spilling, no special funnel is necessary
- Easy access to the oil drain plug makes emptying quick
- Thermal switch protects the unit from the motor overheating
- Standard 1/4" SAE connection as well as 5/16" SAE and 3/8" SAE adaptor included in delivery
- Removable cable prevents cable damage



13

1/4" SAE standard connection with adaptors for 5/16" SAE and 3/8" SAE



Optimal positioned viewing glass and oil drains for simple draining of the oil



Practical: operating instructions always within view



Refrigeration & Air-Conditioning Technology

Evacuation

ROAIRVAC Serie

Two-stage rotary vane pump for evacuation
in accordance with DIN 8975

Typ	ROAIRVAC 1.5	ROAIRVAC 3.0	ROAIRVAC 6.0	ROAIRVAC R32 6.0	ROAIRVAC 9.0
No.	170061	170062	170063	1000001231	170064
Pump rating	1.5 CFM / 42 l/min / 2.5 m ³ /h	3.0 CFM / 85 l/min / 5.1 m ³ /h	6.0 CFM / 170 l/min / 10.2 m ³ /h	6.0 CFM / 170 l/min / 10.2 m ³ /h	9.0 CFM / 255 l/min / 15.3 m ³ /h
Vacuum stages	2	2	2	2	2
Final vacuum	15 micron / 0.02 mbar	15 micron / 0.02 mbar	15 micron / 0.02 mbar	15 micron / 0.02 mbar	25 micron / 0.034 mbar
Motor rating	190 W / 1720 r/m	250 W / 1720 r/m	375 W / 3440 r/m	550 W / 1720 r/m	750 W / 3440 r/m
Voltage	230 V	230 V	230 V	230 V	230 V
Frequency	50 Hz / 60 Hz	50 Hz / 60 Hz	50 Hz / 60 Hz	50 Hz / 60 Hz	50 Hz / 60 Hz
Connection	1/4"	1/4"	1/4"	1/4"	1/4"
with adaptor	5/16" SAE M / 3/8" SAE M	5/16" SAE M / 3/8" SAE M	5/16" SAE M / 3/8" SAE M	5/16" SAE M / 3/8" SAE M	5/16" SAE M / 3/8" SAE M
Oil capacity	250 ml	330 ml	330 ml	580 ml	590 ml
Weight	9.0 kg	10.7 kg	11.5 kg	17.3 kg	17.0 kg
Manifold Ø	50 mm	50 mm	50 mm	80 mm	80 mm



ROAIRVAC 1.5 (42 l/min)



ROAIRVAC 3.0 (85 l/min)



ROAIRVAC 6.0 (170 l/min)



ROAIRVAC R32 6.0 (170 l/min)

Future-proof product for the
increased use of R32 refrigerants

Mineral oil is included in all
pump deliveries



ROAIRVAC 9.0 (255 l/min)



ROAIRVAC - vacuum pump in use with the digital manifold ROCOOL 600



Scope of delivery ROAIRVAC: Vacuum pump with 1/4", 5/16" SAE and 3/8" SAE connections, plastic bottle with mineral oil

Model	Performance	kg	No.
ROAIRVAC 1.5	42 l/min	9.0	170061
ROAIRVAC 3.0	85 l/min	10.7	170062
ROAIRVAC 6.0	170 l/min	11.5	170063
ROAIRVAC R32 6.0	170 l/min	17.3	1000001231
ROAIRVAC 9.0	255 l/min	17.0	170064
Mineral oil 1 litre			169200

Refrigeration & Air-Conditioning Technology

Recovery & Filling

ROREC

Refrigerant recovery device

Compact, portable device for recovery and recycling refrigerants of all kinds



Product Profile

KEY FEATURES

- 4-pole motor guarantees the durability of the machine
- Low noise and vibration emission thanks to the compact design
- Intuitive handling makes it simple and safe to use
- Maintenance-free operation through the oil-free compressor
- Emptying of the device in order to work with different refrigerants with the PURGE function
- Simple transport and use with the light and compact plastic casing

TECHNICAL DATA

Suitable for:	all refrigerants of the type CFC-HCFC-HFC
Capacity:	gaseous: 0.26 kg / min fluid: 1.85 kg / min Push/Pull: 6.22 kg / min
Electrical data:	230 V / 50 - 60Hz
Power:	370 W
High pressure switch:	38.5 bar
Dimensions:	490 x 244 x 353 mm
Weight:	17 kg

Ideal for mono & multi-split air-conditioning units and heat pumps!



Integrated high pressure switch

Protects the integrated components

PURGE function

Emptying of refrigerant residue in the unit (self-cleaning mode)

Simple use

Controlled dosage of the refrigerant supply

RESET Button

Reset of the pressure shut-off

Removable cable

Prevents cable damage

Oil-free compressor

Maintenance-free operation

Thermal switch

Protects the unit from overheating

Light and compact plastic casing

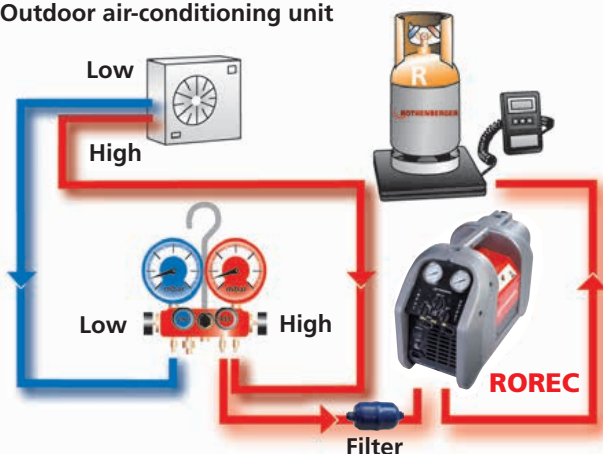
Simple transport and use

4-pole motor

Increased torque and service life

Recovery of Refrigerant

Exemplary: Outdoor air-conditioning unit



Simple and precise reading with the glycol filled pressure gauge



Practical storage compartment for accessories on the back



Model	Connected Load	kg	No.	
ROREC	370 W	17.0	1	168605
Filter		0.12	1	168713

ROREC PRO Digital

Refrigerant recovery device

Lightweight Recovery unit for the recovery of refrigerants of the classes A1, A2L and A2 (incl. R32), suitable for all unit sizes thanks to its high recovery rate.



Product Profile

KEY FEATURES

- Suitable for refrigerants of the classes A1, A2L and A2 (incl. R32)
- Compact design with a weight of less than 12 kg
- Digital display and one-knob control
- Maintenance free operation with the oil-free 2-piston compressor
- 4-pole motor guarantees the durability of the machine
- Automatic shut-off and automatic restart once the pressure increases again
- Emptying of refrigerant residues with the PURGE function

TECHNICAL DATA

Recovery rate:	gaseous:	0.5 kg / min; 30 kg / h
	fluid:	3.5 kg / min; 210 kg / h
	Push/Pull:	9.5 kg / min; 570 kg / h
Power supply:	230 V / 50 - 60 Hz	
Power:	730 W	
High pressure switch:	38.5 bar	
Product dimensions:	380 x 250 x 350 mm	
Weight:	12 kg	

Digital display

Clearly structured display of the measured pressure values

Low Pressure Switch

Automatic shut-off and automatic restart once the pressure increases again



Oil-free 2-piston compressor


Very high recovery rate with maintenance free operation



Practical Storage Compartment

Storage of accessories in the back

Shoulder strap for transport over longer distances



Clearly structured digital display



Model	kg		No.
ROREC PRO Digital	12.0	1	1500002637
Filter	0.12	1	168713

¹⁾ Complete terms and conditions at www.rothenberger.com/service. RO SERVICE+ only valid in participating countries.

Refrigeration & Air-Conditioning Technology

Recovery & Filling

Refrigerant for Air-conditioning Units

Non-chlorinated refrigerant of the HFC group in practical 40 bar steel bottles (bursting pressure: 165 bar) TÜV seal No. 0036-043/03D and TPED accepted as per 99/36/CE



Product Profile

KEY FEATURES

- Light and practical for use on building-sites
- 1 and 2 litre steel bottles, rent-free and easy disposal
- Flat base for increased standing stability
- Ease of clean up after removing of the valve

Refillable bottles

Full flexibility for the user



Standardised SAE thread on all bottle valves

Universal application



13

Model			No.
R407C Refrigerant R407C in cardboard packaging			
1 l steel bottle 1/4" SAE, 850 g	1	12	170913
2 l steel bottle 1/4" SAE, 1700 g	1	6	170931
R410A Refrigerant R410A in cardboard packaging			
1 l steel bottle 5/16" SAE, 800 g	1	12	170912
2 l steel bottle 5/16" SAE, 1600 g	1	6	170932

ROSCALE 120

Electronic refrigerant scale

Precise, easy to handle refrigerant scale for filling and evacuation processes with a maximal weight capacity of 120 kg



Product Profile

KEY FEATURES

- Resolution of 5 g enables very precise filling
- Weight capacity sufficient for all common refrigerant bottles
- Cable connection enables comfortable use in every situation
- Bottle adaptor for connecting small refrigerant bottles (1 l and 2 l bottles)
- Refrigerant bottles of all sizes have enough space
- Large LCD display for comfortable reading of the result
- Simple use

TECHNICAL DATA

Weight capacity:	120 kg or 264 lbs
Accuracy:	+/- 0.5%
Resolution:	5 g / 0.2 oz.
Working temperature:	-10° C up to +49° C / 14 up to +120° F
Connection:	1/4" SAE for 1 - 2 lit. bottles
Battery:	9 V
Platform size:	230 x 230 x 53 mm
Weight:	3.28 kg



Scope of delivery: ROSCALE 120, 9 V battery, carrying case

Model	kg	No.
ROSCALE 120	3.28	R17300416

¹⁾ Complete terms and conditions at www.rothenberger.com/service. RO SERVICE+ only valid in participating countries.

Refrigeration & Air-Conditioning Technology

Accessories

SANIFRESH

Deodorising cleaning spray



Product Profile

KEY FEATURES

- Removes the threat of disease and allergies
Practical and ecologically friendly solution for removing mites, dust, bacteria and spores
- Spray is applied directly to affected surface
- Economical spray can with spray nozzle and spray tube
- Removes unpleasant odours. Pleasant mint smell

Model			Volume	No.
Sanifresh (contains 12 bottles)	1	1(12)	400 ml	85800

Bottle Connection and Adaptors

For refrigerant bottles

For use with new refrigerant bottles on existing equipment



No. 170950



No. 173204, No. 173205



No. 01700RD

Model	No.
Adaptor, 1/4" connection	173205
Adaptor, 5/16" connection	173204
Adaptor, W21.8 x 1/4" SAE M connection with seal for 2 l sized bottles	170950
Adaptor, 1/4" SAE M - 3/8" SAE F connection	89501
Adaptor, 3/8" SAE M - 1/4" SAE F connection	89503
Adaptor, 1/4" SAE F - 5/16" SAE M connection	170016
Adaptor, 1/4" SAE M - 5/16" SAE F connection with valve trigger	01700RD

Torque Wrench Set

For proper tightening of flange connections

Set with adjustable torque wrench (10 - 70 Nm) and 6 spanner inserts sizes 17, 22, 24, 26, 27 and 29 mm for flange connections on 1/4", 3/8", 1/2" and 5/8" pipe lines **according to DIN EN 378-2 : 2012-08**



**Fix with torque
urgently necessary!**

7 piece set (No. 1750.01) includes: spanner wrench sizes 17, 22, 24, 26, 27, 29 mm, torque wrench, carrying bag

Ø	Spanner width	Locking torque
1/4" / 6 mm	17 mm	14 - 18 Nm
3/8" / 10 mm	22 mm	33 - 42 Nm
1/2" / 12 mm	24 mm	50 - 62 Nm
1/2" / 12 mm	26 mm	50 - 62 Nm
5/8" / 15/16 mm	27 mm	63 - 77 Nm
5/8" / 15/16 mm	29 mm	63 - 77 Nm

Model		kg	No.
Torque wrench set, 7 piece	1.7		175001

13





Adjustable Wrench

Chrome vanadium steel, drop forged, chrome-plated and polished

Product Profile

KEY FEATURES

- Precise operation: Smooth-running and robust roller with minimum play in the sliding guides

Size Inch	 mm	Clamping width up to mm	 g	No.
6"	160	20	100	70441
8"	210	25	220	70442
10"	250	29	390	70443
12"	300	34	660	70444
15"	380	44	1,170	70445



Schrader Valve Tool

Product Profile

KEY FEATURES

- For exchanging the Schrader valve on air-conditioners under pressure, without having to recover the unit
- For safe and easy change of spring insert of the Schrader Valve Tool
- With safety thread for risk-free use with R410A

Model	No.
Schrader Valve Tool in plastic carrying case	87800



Plate Fin Comb

Product Profile

KEY FEATURES

- For straightening the plate fins of heat-exchangers
- 6 different sizes in one tool

Model	Product dimensions	No.
Plate fin comb	8 - 9 - 10 - 12 - 14 - 15 fins per inch	224500



Refrigeration & Air-Conditioning Technology

General instructions for the use of Refrigerants

Refrigerant data from CFC-alternative refrigerants

Refrigerant	Composition	ODP	GWP	Temperature glide
R22 (HFKW- refrigerant)	CHCLF2	0.05	1,700	–
R134a (HFKW-chlorine-free refrigerant)	CF3CH2F	0	1,300	–
R32 (HFKW-chlorine-free refrigerant)	CH2F2	0	675	–
R404A (HFKW-chlorine-free blends)	52% R143a, 44% R125, 4% R134a	0	3,750	–
R507 (HFKW-chlorine-free blends)	50% R143a, 50% R125	0	3,800	–
R407C (HFKW-chlorine-free blends)	23% R32, 25% R125, 52% R134a	0	1,610	7.5K
R410A (HFKW-chlorine-free blends)	50% R32, 50% R125	0	1,890	0.2K

ODP = Ozone Depletion Potential (degree in which the ozone layer is destroyed)

GWP = Global Warming Potential (degree in which it contributes to the greenhouse effect)

Instructions for safe and proper use of the refrigerants:

Refrigerant:

- Wear protective gloves and safety goggles
- Do not let refrigerant come in contact with skin
- Do not inhale high concentrations of vapours (Lack of oxygen causes a narcotic effect and is a danger to life)
- Do not smoke around refrigerant
- Working place / room must be thoroughly aired, if necessary extracted

Refrigerant bottles:

- Secure against accidents, do not throw
- Do not expose to direct sunlight and do not place near radiators or other heat sources
- Do not use open flame
- Do not disassemble or remove valves
- Damaged bottles need to be properly returned
- Close empty containers

Air-conditioners:

- Air-conditioner leaks need to be repaired immediately
- Do not allow refrigerant to leak while filling or doing maintenance work
- In high concentrations (for example pipe burst), leave the room and do not enter again until it has been properly ventilated
- Only do brazing work together with protective nitrogen gas and only in well ventilated areas

Flare connections

Normal flare size in accordance with JIS B8607:2008

Flare outer diameter in relationship to the pipe diameter

Pipe outer diameter mm / inch	Metric	Wall thickness mm / inch	Flare outer diameter with R22-, R134a-, R404-, R407C air-conditioners	Flare outer diameter with R410A air-conditioners
6 mm	–	1 mm	8.5 mm	9.1 mm
8 mm	–	1 mm	11.1 mm	11.1 mm
10 mm	–	1 mm	13.6 mm	13.2 mm
12 mm	–	1 mm	15.3 mm	16.5 mm
16 mm	–	1 mm	19.5 mm	19.2 mm
18 mm	–	1 mm	22.0 mm	22.7 mm
1/4"	6.35 mm	0.35"	9.0 mm	9.1 mm
5/16"	7.94 mm	0.35"	11.0 mm	11.1 mm
3/8"	9.52 mm	0.35"	13.0 mm	13.2 mm
1/2"	12.70 mm	0.35"	16.2 mm	16.6 mm
5/8"	15.88 mm	0.35"	19.4 mm	19.7 mm
3/4"	19.05 mm	0.35"	23.3 mm	24.0 mm

Refrigeration & Air-Conditioning Technology

Conversion Table Pressure, Temperature

Conversion table pressure

mbar	Micron	TORR	mm HG Vakuum
10	7,516	7.5	752
5	3,759	3.6	756
2	1,503	1.5	758
1	752	0.75	759
0.5	376	0.36	
0.4	300	0.30	
0.3	225	0.23	
0.2	150	0.15	
0.1	75	0.08	
0.09	68		
0.07	53		
0.06	45		
0.05	38		
0.04	30		
0.03	22		
0.02	15		
0.01	8		

Conversion table temperature

Conversion from °C in °F: °C x 1,8 + 32 = °F

Conversion from °F in °C: (°F-32) : 1,8 = °C

°C	°F	°C	°F	°F	°C	°F	°C
100	212	30	86	212	100	70	21
95	203	25	77	200	93	60	16
90	194	20	68	190	88	50	10
85	185	15	59	180	82	40	4
80	176	10	50	170	77	30	-1
75	167	4	39	160	71	20	-7
70	158	0	32	150	66	10	-12
65	149	-10	14	140	60	0	-18
60	140	-20	-4	130	54	-10	-23
55	131	-30	-22	120	49	-20	-29
50	122	-40	-40	110	43	-30	-34
45	113	-50	-58	100	38	-40	-40
40	104	-60	-76	90	32	-50	-46
35	95	-273	-460	80	27	-60	-51
						-112	-80
						-460	-273

Common threads

UNF-Thread	SAE-Thread	Outer diameter (max. mm)	Internal diameter (min mm)	Lodes per inch	Increment (mm)
7/16" - 20	1/4"	11.079	9.738	20	1.270
1/2" - 20	5/16"	12.667	11.328	20	1.270
5/8" - 18	3/8"	15.839	14.348	18	1.411
3/4" - 16	1/2"	19.012	17.330	16	1.588
7/8" - 14	-	22.184	20.262	14	1.814
7/8" - 14	5/8"	22.184	20.262	14	1.814
1" - 14	3/4"	25.357	23.437	14	1.814
11/16" - 14	-	26.947	25.024	14	1.814
11/8" - 12	-	28.529	26.284	12	2.117
11/4" - 12	7/8"	31.704	29.459	12	2.117
13/8" - 12	-	34.877	32.634	12	2.117
11/2" - 12	1	38.052	35.809	12	2.117



* Detailed guarantee terms can be found at <https://rothenberger.com/de-de/5-jahres-umtauschgarantie>.





General-Purpose Tools

System Overview General-Purpose Tools	296 - 299
Pliers	
Water Pump Pliers	300 - 303
Plier Sets	304
Corner Pipe Wrenches	305
One Handed Pipe Wrenches, Chain Pipe Wrenches	306 - 307
Grip Pliers, Strap & Fittings Wrenches	308 - 309
Installation Wrenches	
UNI Stepped Key Set, Express Spanner	310
Bolt Drivers, Sanitary Four Way	311
Installation Tools, Valve Key	312
Open Handed, Hinged Ratchet Wrenches	313 - 315
Screwdrivers	316 - 317
Installation Aids	
Spirit Levels, Cartridge Extractor Sets	318
Tap Reseating Tool	319
Spirit Levels, Measuring Tape	320
Basin Nut Wrench, Bolt Cutter	320 - 321
Metal Crimping Plier, Tower Pincer, Grip Wrench, Combination Plier, Long Nose Plier	321 - 322
Screw Extraction	325
Cordless Drill Driver	323
Drill Bits	324
Drill Bits & Chisels	326 - 327, 332
Cordless Impact Wrench	328
Cutting & Grinding	329
Cutting & Grinding Discs	330
Cordless Rotary Hammer	331
Cordless LED Lamp	333
Hammers, Chisels, Punches	334
Vices	335
Workbenches	336
General Aids & Tool Bags	337 - 338
Case System	339 - 341

General Purpose Tools

System Overview

ROGRIP Pliers

	ROGRIP M 7"	ROGRIP M 10"	ROGRIP F 7"	ROGRIP F 10"	ROGRIP S 7"
Working range:	Ø 43 mm (1.1/4")	Ø 60 mm (2")	Ø 43 mm (1.1/4")	Ø 60 mm (2")	Ø 43 mm (1.1/4")
Length:	185 mm (7")	254 mm (10")	191 mm (7")	254 mm (10")	185 mm (7")
Weight:	210 g	420 g	215 g	405 g	201 g
Material:	Chrome Vanadium Steel	Chrome Vanadium Steel	Chrome Vanadium Steel	Chrome Vanadium Steel	Chrome Vanadium Steel
Page	300	300	300	300	301

ROGRIP Pliers

Water Pump Pliers






	ROGRIP S 10"	ROGRIP XL	Wapu Type SP 7"	Wapu Type SP 10"	Wapu Type SP 12"
Working range:	Ø 43 mm (1.1/4")	Ø 102 mm (3.1/2")	Ø 34 mm (1")	Ø 43 mm (1.1/4")	Ø 48 mm (1.1/2")
Length:	254 mm (7")	440 mm (16")	175 mm (7")	250 mm (10")	300 mm (12")
Weight:	410 g	1.4 kg	150 g	290 g	460 g
Material:	Chrome Vanadium Steel	Chrome Vanadium Steel	Chrome Vanadium Steel	Chrome Vanadium Steel	Chrome Vanadium Steel
Page	301	301	302	302	302

Water Pump Pliers






Corner Pipe Wrenches 45°

	Wapu Type SPK 7"	Wapu Type SPK 10"	Wapu Type SPK 12"	Corner Pipe Wrench 45° „Super S“, 10"	Corner Pipe Wrench 45° „Super S“, 12"
Working range:	Ø 34 mm (1")	Ø 43 mm (1.1/4")	Ø 48 mm (1.1/2")	Ø 22 mm (1/2")	Ø 34 mm (1")
Length:	175 mm (7")	250 mm (10")	300 mm (12")	250 mm (10")	300 mm (12")
Weight:	165 g	315 g	475 g	400 g	810 g
Material:	Chrome Vanadium Steel	Chrome Vanadium Steel	Chrome Vanadium Steel	Chrome Vanadium Steel	Chrome Vanadium Steel
Page	303	303	303	305	305

Corner Pipe Wrenches 45°

	Corner Pipe Wrench 45° „Super S“, 16”	Corner Pipe Wrench 45° „Super S“, 20”	Corner Pipe Wrench 45° „Super S“, 24”	Corner Pipe Wrench 45° 10”	Corner Pipe Wrench 45° 12”
					
Working range:	Ø 48 mm (1.1/2")	Ø 60 mm (2")	Ø 89 mm (3")	Ø 22 mm (1/2")	Ø 34 mm (1")
Length:	420 mm (16")	540 mm (20")	640 mm (24")	250 mm (10")	300 mm (12")
Weight:	1.44 kg	2.44 kg	3.4 kg	370 g	740 g
Material:	Chrome Vanadium Steel	Chrome Vanadium Steel	Chrome Vanadium Steel	Chrome Vanadium Steel	Chrome Vanadium Steel
Page	305	305	305	305	305

Corner Pipe Wrenches 45°

	Corner Pipe Wrench 45°, 16”	Corner Pipe Wrench 45°, 20”	Pipe Wrench 90° 12”	Pipe Wrench 90° 16”	Pipe Wrench 90° 20”
					
Working range:	Ø 48 mm (1.1/2")	Ø 60 mm (2")	Ø 34 mm (1")	Ø 48 mm (1.1/2")	Ø 60 mm (2")
Length:	420 mm (16")	540 mm (20")	300 mm (12")	420 mm (16")	540 mm (20")
Weight:	1.34 kg	2.4 kg	740 g	1.34 kg	2.4 kg
Material:	Chrome Vanadium Steel	Chrome Vanadium Steel	Chrome Vanadium Steel	Chrome Vanadium Steel	Chrome Vanadium Steel
Page	305	305	305	305	305

Pipe Wrenches 90°

Pipe Wrenches 90°

	Pipe Wrench 90° 24”	Pipe Wrench 90° 36”	HEAVY DUTY 6”	HEAVY DUTY 8”	HEAVY DUTY 10”
					
Working range:	Ø 89 mm (3")	Ø 114 mm (4")	Ø 22 mm (1/2")	Ø 32 mm (1")	Ø 48 mm (1.1/2")
Length:	640 mm (24")	750 mm (36")	152 mm (6")	200 mm (8")	250 mm (10")
Weight:	3.4 kg	5.6 kg	250 g	400 g	780 g
Material:	Chrome Vanadium Steel	Chrome Vanadium Steel	Chrome Vanadium Steel	Chrome Vanadium Steel	Chrome Vanadium Steel
Page	305	305	306	306	306

One-Handed Pipe Wrenches "HEAVY DUTY"

General Purpose Tools

System Overview

One-Handed Pipe Wrench "HEAVY DUTY"

HEAVY DUTY 12"



HEAVY DUTY 14"



HEAVY DUTY 18"



HEAVY DUTY 24"



HEAVY DUTY 36"



Working range:	Ø 60 mm (2")	Ø 60 mm (2")	Ø 73 mm (2.1/2")	Ø 89 mm (3")	Ø 141 mm (5")
Length:	300 mm (12")	350 mm (14")	450 mm (18")	600 mm (24")	900 mm (36")
Weight:	1.25 kg	1.68 kg	2.67 kg	4.32 kg	7.5 kg
Material:	Chrome Vanadium Steel	Chrome Vanadium Steel	Chrome Vanadium Steel	Chrome Vanadium Steel	Chrome Vanadium Steel
Page	306	306	306	306	306

One-Handed Pipe Wrench "HEAVY DUTY"

HEAVY DUTY 48"



HEAVY DUTY 60"



ALUDUR 10"



ALUDUR 14"



ALUDUR 18"



Working range:	Ø 168 mm (6")	Ø 203 mm (8")	Ø 48 mm (1.1/2")	Ø 60 mm (2")	Ø 73 mm (2.1/2")
Length:	1,200 mm (48")	1,300 mm (60")	250 mm (10")	350 mm (14")	450 mm (18")
Weight:	15.8 kg	24 kg	480 g	990 g	1.63 kg
Material:	Chrome Vanadium Steel	Chrome Vanadium Steel	Aluminium	Aluminium	Aluminium
Page	306	306	306	306	306

One-Handed Pipe Wrench „ALUDUR“

ALUDUR 24"



ALUDUR 36"



ALUDUR 48"



ALUDUR 60"



Working range:	Ø 89 mm (3")	Ø 141 mm (5")	Ø 168 mm (6")	Ø 200 mm (8")
Length:	600 mm (24")	900 mm (36")	1,200 mm (48")	1,300 mm (60")
Weight:	2.51 kg	5 kg	8.42 kg	14.6 kg
Material:	Aluminium	Aluminium	Aluminium	Aluminium
Page	306	306	306	306



One-Handed Pipe Wrench „STILLSON“

	STILLSON 8"	STILLSON 10"	STILLSON 12"	STILLSON 14"	STILLSON 18"
					
Working range:	Ø 27 mm (3/4")	Ø 34 mm (1")	Ø 43 mm (1.1/4")	Ø 48 mm (1.1/2")	Ø 60 mm (2")
Length:	200 mm (8")	250 mm (10")	300 mm (12")	350 mm (14")	450 mm (18")
Weight:	280 g	590 g	715 g	1.04 kg	1.74 kg
Material:	Steel, drop forged	Steel, drop forged	Steel, drop forged	Steel, drop forged	Steel, drop forged
Page	306	306	306	306	306

One-Handed Pipe Wrench „STILLSON“

	STILLSON 24"	STILLSON 36"
		
Working range:	Ø 73 mm (2.1/2")	Ø 102 mm (3.1/2")
Length:	600 mm (24")	900 mm (36")
Weight:	3.08 kg	5.69 kg
Material:	Steel, drop forged	Steel, drop forged
Page	306	306

ROCASE Case System

	ROCASE	ROBOX
		
Sizes:	4	2
Volume:	5.7 until 48.2 l	0.65 until 1.37 l
Weight:	0.63 until 2.64 kg	0.09 until 0.17 kg
Material:	ABS plastic	ABS plastic
Page	339	340

PowerTools

RO DD60	RO ID400	RO AG8000	RO RH4000	RO FL180
				
Voltage: 18 V	Voltage: 18 V	Voltage: 18 V	Voltage: 18 V	Max. lumin. flux: 400 lm
Max. torque soft: 34 Nm	Max. torque.: 400 Nm	Grinding wheel Ø: 125 mm	Max. single blow energy (EPTA): 2.2 J	Max. operation time per battery load
Max. torque hard: 60 Nm	Max. impact rate: 4,250/min	Idlefrequency: 8,000 U/min	Max. impact rate: 4,000 U/min.	18 V/2.0 Ah: 4.5 Std. 18 V/4.0 Ah: 9.1 Std.
Drill-Ø Steel: 13 mm	Bit retainer: Male square 1/2" (12.7 mm)		Drill-Ø concrete: 24 mm	Weight: 0.46 kg
Drill-Ø Soft wood: 38 mm	Speed/torque levels: 12		Bit retainer: SDS-Plus	Luminous flux: 410 lm
No-load speed: 0 - 450 / 0 - 1,600 /min				
323	328	329	331	333

General Purpose Tools

Pliers

ROGRIP M


Quickly adjustable water pump plier

KEY FEATURES

- 30% more gripping capacity*: 10" pliers up to 2" pipe diameters
- 3-point grip: reliable clamping and perfect grip up to the maximal pipe diameter
- Wide handles for more comfort and better power transmission
- 10 point size adjustments

TECHNICAL DATA

- **Chrome vanadium steel** tempered, drop forged with heavy-duty box joint
- **Polished head and joint**
- **Double hardened jaws**, extremely durable



Double hardened jaws extremely durable

Good grip on every surface even at highest demands



Large gripping width

Reliable grip and hold up to 2" pipe diameter



Integrated sizing scale

Comfortable and quick adjustment of the pipe diameter

ROTHENBERGER Curve-Shape-Design

Especially ergonomic for larger pipe diameters. Reduces the danger of fingers getting clamped

Wide handles

More comfort and better power transmission

Slip-resistant plastic handles

High grip reliability

Model	No.
ROGRIP M 7", Ø 1.1/4" / 43 mm	1000000215
ROGRIP M 10", Ø 2" / 60 mm	1000000216


ROTHENBERGER Curve-Shape-Design – especially ergonomic!

ROGRIP F

Quickly adjustable automatic water pump plier

KEY FEATURES

- 30% more gripping capacity*: 10" pliers up to 2" pipe diameter
- 3-point grip: reliable clamping and perfect grip up to the maximal pipe diameter
- **ROTHENBERGER Curve-Shape-Design**: especially ergonomic for large pipe diameters. Reduces the danger of fingers getting clamped
- Wide handle for more comfort and better transmission of power
- **Safety lock system**: prevents unintentional opening and enables a 50% quicker adjustment
- 18 point size adjustments



Safety lock system

Prevents unintentional opening and enables a 50% quicker adjustment

18 adjustable positions

Variable uses, lateral stability and high strength

Slip-resistant plastic handles

High grip reliability

Wide handles

More comfort and better power transmission

Curve-Shape-Design: especially ergonomic



3-point grip over the middle for reliable clamping. Perfect grip on pipes up to Ø 2"



inch	mm	max. inch	max. mm	g	g	g	No.
7"	191	1.1/4"	43	215	1	6	1000000213
10"	254	2"	60	405	1	6	1000000214

30% more gripping capacity!*

* than previous model

ROGRIP S

Quickly adjustable water pump plier


- Characteristics like ROGRIP M

Curve-Shape-Design: especially ergonomic with large pipe Ø



Double hardened jaws extremely durable

Good grip on every surface even for hardest demands



Integrated sizing scale

Comfortable and quick adjustment of the pipe diameter

Wide handles

More comfort and better power transmission

inch	mm	max. inch	max. mm	g			No.
7"	185	1.1/4"	43	201	1	8	100000217
10"	254	2"	60	410	1	6	100000218

ROGRIP XL

Quickly adjustable water pump plier

KEY FEATURES

- 16" pliers up to 3.1/2" pipe diameters
- 3-point grip: reliable clamping and perfect grip up to the maximal pipe diameter
- ROTHENBERGER Curve-Shape-Design: especially ergonomic by large pipe diameters. Reduces the danger of fingers getting clamped
- Wide handle for more comfort and better transmission of power
- 14 point size adjustment

TECHNICAL DATA

- **Chrome vanadium steel** tempered, drop forged with heavy-duty box joint
- **Polished head and joint**
- **Double hardened jaws**, extremely durable

Enormous gripping width of 3.1/2" – reliable grip during application

Double hardened jaws extremely durable

Good grip on every surface even for hardest demands



Large gripping width

Reliable grip and hold up to 3.1/2" pipe diameter

ROTHENBERGER Curve-Shape-Design

Especially ergonomic with larger pipe diameters. Reduces the danger of fingers getting clamped

14 adjustable positions

Variable uses, lateral stability and high strength

Wide handles

More comfort and better power transmission

Slip-resistant plastic handles

High grip reliability

ROTHENBERGER Curve-Shape-Design – especially ergonomic!

Curve-Shape-Design: especially ergonomic



3-point grip over the middle for reliable clamping. Perfect grip on pipes up to Ø 3.1/2"



inch	mm	max. inch	max. mm	g			No.
16"	440	3.1/2"	102	1,400	1	1	100000328

General Purpose Tools

Pliers

Water Pump Pliers SP

Complies with DIN 5231 D, with heavy-duty box joint, chrome vanadium steel, drop forged, tempered, polished head and joint



Product Profile

KEY FEATURES

- Ideal for hard-to-reach places with the longer, thinner pliers head with measurements favourable for corners
- Optimum grip for reliable hold of pipes, flat objects, squared and hexagonal screws
- Long service life through induction hardened teeth
- Variable use: 7 size settings
- Non-slip even on smooth surfaces
- Safe use with the crush and pinch protection

TECHNICAL DATA

Complies with DIN 5231 D
 Heavy-duty box-joint
 Abrasion-resistant surface protection with the epoxy-powder coating
 Chrome vanadium steel
 Drop forged, tempered
 Polished head and joint

Asymmetrical gripping surface

Optimum grip with the rhombus-shaped gripping surface

Measurements favourable for corners

Ideal for hard-to-reach places

Self-clamping jaws

Non-slip even on smooth pipes

Induction hardened teeth

Long service life and high wear resistance

Ergonomically shaped anti-slip legs

Reliable hold

7 size settings (10" and 12"), solid and durable

Variable use

Crush and clamp guard

Safe use

Optimum grip



								No.
	inch	mm	max. inch	max. mm	g			
7"	175	1"	28	150	1	6		70527
10"	250	1.1/4"	32	290	1	6		70528
12"	300	1.1/2"	42	460	1	6		70529
10"	Counter display				1(12)			070528D

Water Pump Pliers Type SPK



KEY FEATURES

- Features similar to type SP, additionally with plastic covered handles

**Increased safety:
Plastic covered handles!**



L	L	⊙	⊙	⚖	📦	📦	No.
inch	mm	max. inch	max. mm	g			
7"	175	1"	28	165	1	6	70521
10"	250	1.1/4"	32	315	1	6	70522
12"	300	1.1/2"	42	475	1	6	70523
10"	Counter display				1 (12)		070522D

Grooved Water Pump Pliers CL

Chrome vanadium steel, chrome-plated, drop forged, tempered, polished head and sliding joint, even jaws, in compliance with DIN 5231 E



KEY FEATURES

- No slipping of the joint possible
- Absolutely firm fit in every open position
- Easy, smooth adjustment
- Induction hardened teeth for a long service life
- Crush and clamp guard prevent injuries
- Plastic covered handles



L	L	⊙	⊙	⚖	📦	No.
inch	mm	max. inch	max. mm	g		
9.1/2"	245	1.1/2"	48	330	6	70591
12"	300	2"	60	560	6	70592
16"	420	4"	114	1,150	6	70593

General Purpose Tools


Pliers Sets



ROBOX Plier Sets

Three-part Plier Sets for holding and turning of diverse types of pipes

Three-part Set (No. 1000002188) includes:
Corner Pipe Wrench 45°, SUPER S, 1" (No. 070122X), ROGRIP M 10" (No. 1000000216), ROGRIP M 7" (No. 1000000215), ROBOX B2650 (No. 1000002763)

Three-part Set (No. 1000002189) includes:
One Handed Pipe Wrench ALUDUR, 14" (No. 70160), ROGRIP M 10" (No. 1000000216), ROGRIP M 7" (No. 1000000215), ROBOX B2650 (No. 1000002763)

For the individual pliers see  300 - 304

Model			No.
Plier Set w/ Corner Pipe Wrench, ROBOX (3 pcs.)	1	1.6	1000002188*
Plier Set w/ALUDUR, ROBOX (3 pcs.)	1	1.7	1000002189*

* ROBOX System p. 340





Professional Sets

Practice-oriented set of pipe wrenches and pipe cutter

Three-part Set No. (070130X) includes: Pipe Wrench 1" (No. 070122X), Pipe Wrench 1.1/2" (No. 070123X), Pipe Wrench 2" (No. 070124X)

Four-part Set (No. 070135X) includes: Pipe Wrench 1" (No. 070122X), Pipe Wrench 1.1/2" (No. 070123X), Wapu 10" (No. 70528), TUBE CUTTER 35 (No. 70027)

Three-part Set (No. 070140X) includes: Pipe Wrench 1" (No. 070122X), Pipe Wrench 1.1/2" (No. 070123X), Wapu 10" (No. 70528)

Model			No.
Set 1 - 1.1/2 - 2"	5.0	1	070130X
Set 2 - 1.1/2" + Wapu SP 10" + TC 35	3.1	1	070135X
Set 3 - 1.1/2" + Wapu SP 10"	2.7	1	070140X



No. 070130X



No. 070135X



No. 070140X


ROGRIP Plier Sets

The quickly adjustable water pump plier generation ROGRIP is available as practice-oriented sets in three different sizes

Two-part Set (No. 1000000626) includes:
ROGRIP S 7" (No. 1000000217),
ROGRIP S 10" (No. 1000000218)

Two-part Set (No. 1000001039) includes:
ROGRIP M 7" (No. 1000000215),
ROGRIP M 10" (No. 1000000216)

Three-part Set (No. 1000001068) includes:
ROGRIP M 7" (No. 1000000215),
ROGRIP M 10" (No. 1000000216),
ROGRIP XL 16" (No. 1000000328)

Model		No.
ROGRIP Set S 7" + S 10"	1	1000000626
ROGRIP Set M 7" + M 10"	1	1000001039
ROGRIP Set M 7" + M 10" + ROGRIP XL	1	1000001068



No. 1000000626



No. 1000001039



No. 1000001068

Corner Pipe Wrench 45° "SUPER S"

Chrome vanadium steel, drop forged, tempered, with reinforced sleeve, polished jaws and a favourable size for corners

KEY FEATURES

- Self-clamping: 3-point clamping ensures reliable and firm grip even on smooth pipes
- Reliable grip and non-slip with teeth set against turning direction, induction hardened
- Double-T profile jaws, ideal for clamping different material forms, enables universal application



Inch	mm	Inch	mm	g			No.
1/2"	22	10"	250	400	1	18	070121X
1"	34	12"	300	810	1	18	070122X
1.1/2"	48	16"	420	1,440	1	16	070123X

Inch	mm	Inch	mm	g			No.
2"	60	20"	540	2,440	1	10	070124X
3"	89	24"	640	3,400	1	6	070125

Corner Pipe Wrench 45°

Chrome vanadium steel, drop forged, tempered, with reinforced sleeve, polished jaws and a favourable size for corners

KEY FEATURES

- Favourable size for corners
- Thin muzzle with thin jaws, 45° angled



Inch	mm	Inch	mm	g			No.
1/2"	22	10"	250	370	1		070131X
1"	34	12"	300	740	1	6	070132X

Inch	mm	Inch	mm	g			No.
1.1/2"	48	16"	420	1,340	1		070133X
2"	60	20"	540	2,400	1		070134X

Pipe Wrench 90°

Chrome vanadium steel, drop forged, tempered, with reinforced sleeve, polished jaws and a favourable size for corners

KEY FEATURES

- Favourable size for corners
- Thin muzzle with thin jaws, 90° angled



Inch	mm	Inch	mm	g			No.
1"	34	12"	300	740	1	8	070110X
1.1/2"	48	16"	420	1,340	1	6	070111X
2"	60	20"	540	2,400	1	6	070112X

Inch	mm	Inch	mm	g			No.
3"	89	24"	640	3,400	1		070113
4"	114	36"	750	5,600	1		070114

General Purpose Tools

Pliers

One Handed Pipe Wrench "HEAVY DUTY"



US-Norm GGG-W-651
Type II Class A

KEY FEATURES

- One-handed ratchet-like use, self-clamping, spring-supported hook
- Quick preset of pipe-Ø using scale on hook
- Wearing parts replaceable: Hook and heel jaw can be purchased separately
- Monoblock cast body with high strength, double T profile, forged jaw and hook, fine polished, teeth set against turning direction, induction hardened, tempered and non-slip adjustment screw



Two-part Set (No. 1000002194) includes: One Handed Pipe Wrench HEAVY DUTY 6" (No. 70148), ROBOX B2350 (No. 1500002641)

Model	kg	No.
One Handed Pipe Wrench HEAVY DUTY 6", ROBOX	0.33	1000002194* 5

* ROBOX System p. 340

L	L	Ø	Ø	kg		No.	No.	No.
Inch	mm	Inch	mm			pliers	hook	jaws
6"	160	3/4"	26	0.25	4	70148	70199	70189
8"	200	1"	32	0.40	4	70150	70200	70190
10"	250	1.1/2"	48	0.78	4	70151	70201	70191
12"	300	2"	60	1.25	4	70152	70202	70192
14"	350	2"	60	1.68	4	70153	70203	70193
18"	450	2.1/2"	73	2.67	2	70154	70204	70194
24"	600	3"	89	4.32	1	70155	70205	70195
36"	900	5"	141	7.5	1	70156	70206	70196
48"	1,200	6"	168	15.80	1	70157	70207	70197
60"	1,300	8"	203	24.00	1	70158	70208	70198

One Handed Pipe Wrench "ALUDUR"



US-Norm GGG-W-651
Type I Class B

KEY FEATURES

- Features similar to HEAVY DUTY
- **Weight savings of approx. 40%:** extremely light, high strength aluminium alloy
- Wearing parts replaceable: hook and heel jaw can be purchased separately



L	L	Ø	Ø	kg		No.	No.	No.
Inch	mm	Inch	mm			pliers	hook	jaws
10"	250	1.1/2"	48	0.48	4	70159	70201	70191
14"	350	2"	60	0.99	4	70160	70203	70192
18"	450	2.1/2"	73	1.63	2	70161	70204	70194
24"	600	3"	89	2.51	1	70162	70205	70195
36"	900	5"	141	5.00	1	70163	70206	70196
48"	1,200	6"	168	8.42	1	70168	70207	70197
60"	1,300	8"	203	14.60	1	70158	70208	70198

One Handed Pipe Wrench "STILLSON"



US-Norm GGG-W-651
Type I Class B

KEY FEATURES

- Features similar to HEAVY DUTY
- Hardened adjustment nut presses onto the handle during use and prevents undesired readjustment
- Optimised double-spring construction guarantees quick and firm self-clamping, ensuring secure hold even on smooth pipes









L	L	Ø	Ø	kg		No.	No.	
Inch	mm	Inch	mm			pliers	hook	
8"	200	3/4"	27	0.28	1	4	70350	70374
10"	250	1"	34	0.59	1	4	70351	70375
12"	300	1.1/4"	43	0.72	1	4	70352	70376
14"	350	1.1/2"	48	1.04	1	4	70353	70377
18"	450	2"	60	1.74	1	2	70354	70378
24"	600	2.1/2"	73	3.08	1	1	70355	70379
36"	900	3.1/2"	102	5.69	1	1	70356	70380

One Handed Pipe Wrench "OFFSET PATTERN HEAVY DUTY"

KEY FEATURES

- Offset wrench head is ideal for working in confined spaces (e.g. near to the wall)
- One handed ratchet-like use, self-clamping, spring-supported hook
- Quick preset of pipe Ø using scale on hook
- Wearing parts replaceable: hook and heel jaw can be purchased separately







							No. pliers	No. hook	No. jaws
	Inch	mm	Inch	mm	kg				
10"	250	1.1/2"	48	750	4		70166	70201	70191
14"	350	2"	60	1,460	4		70167	70203	70192



One Handed Corner Pipe Wrench 90°

KEY FEATURES

- Features similar to "HEAVY DUTY"
- **Weight savings of approx. 40%:** extremely light, high strength aluminium alloy







							No. pliers	No. hook	No. jaws
	Inch	mm	Inch	mm	kg				
14"	350	2"	60	890	1		70115	70203	70192
18"	450	2.1/2"	73	1,490	1		70116	70204	70194



Chain Pipe Wrench 4" R/L

KEY FEATURES

- Profile handle made of drop forged chrome vanadium steel, polished head with hardened special tooth system, powerful chain made of tempered special steel
- Double-sided teeth surface set against the turning direction for use in both directions without re-inserting

							No.
max. Inch	max. mm	Inch	mm	g			
4"	115	12"	300	780	1	4	70235







Chain Pipe Wrench "HEAVY DUTY"


Very robust model for the toughest conditions, proven in pipeline construction, jaws and handle are forged, jaws are replaceable

KEY FEATURES

- Strong chain made of tempered special steel – fits every cross-section
- Double-sided tooth system for ratchet-like use, for right and left-handed operation

		jaws			No. pliers	No. jaws
max. Inch	max. mm	width mm	mm	kg		
1.1/2"	48	38	350	1.4	70242	70571
2.1/2"	73	52	690	3.5	70243	70572
4"	114	63	940	6.7	70244	70573
6"	168	78	1,120	12.6	70245	70574
8"	220	80	1,280	17.2	70246	70575
12"	324	84	1,630	24.2	70247	70576



Model		No.
	kg	
Spare chain HEAVY DUTY 1.1/2"	0.80	70262
Spare chain HEAVY DUTY 2.1/2"	0.95	70263
Spare chain HEAVY DUTY 4"	1.40	70264
Spare chain HEAVY DUTY 6"	2.80	70265
Spare chain HEAVY DUTY 8"	3.40	70266
Spare chain HEAVY DUTY 12"	5.10	70267

General Purpose Tools

Pliers

Fittings Wrench 90°


Special chrome vanadium steel, steel forged



KEY FEATURES

- Plastic jaws guarantee a secure and gentle grip especially for chrome-plated fittings and polished surfaces
- High-quality DURAMANT surface coating

Plastic jaws, gentle grip!



max. Inch	max. mm	L Inch	L mm	g			No.
1"	35	14"	356	740	1	6	70545
Plastic jaws				10			70548

Fitting Key

Steel forged, burnished, smooth jaws for protection of fittings and delicate or polished surfaces



No. 350850



No. 350900

Model	Clamping width and depth			g	No.
	mm	mm	mm		
Grid adjustment	260	75	45	690	350850
Roll adjustment	275	65	45	780	350900

SANIGRIP/SANIGRIP PL

Valve plier PL

Special chrome vanadium steel, drop forged, chrome-plated, 4 adjustable sizes at joint, with toothed grip jaws. SANIGRIP PL designed with plastic jaws to protect fittings

KEY FEATURES

- Secure and gentle grip on valuable fittings without damaging polished surfaces
- Optimum grip is ideal for plastic screw joints up to Ø 62 mm (siphon)



Model	L		max. min.		g	No.
	Inch	mm	mm	mm		
SANIGRIP	10"	250	80	14	270	70415
SANIGRIP PL	10"	250	62	14	280	70416
Plastic jaws (pair) for SANIGRIP PL				10		

Sealing Grip Pliers

- Chrome vanadium steel, nickel-plated, tempered, hardened jaws
- Ideal for climate, heating and sanitary installations
- For clamping thin-walled copper pipes \varnothing 4 - 16 mm and hoses
- With leverage and quick-release lever, adjustable and lockable



L Inch	L mm	Jaw width mm	g	No.
10"	250	4 - 16	490	70250



Pipe Welding Grip Pliers

Chrome vanadium steel, nickel-plated, hardened jaws

- For safe, central clamping of pipes and round material aligned during welding work
- Reliable 3-point support, for steel pipes up to \varnothing 3"
- U-shaped clamping jaws allow enough room for welding
- With leverage and quick-release lever, adjustable and lockable



L Inch	L mm	Jaw width mm	g	No.
11"	280	95	840	70257



EASYGRIP

Automatic strap wrench for plastic pipes \varnothing 20 - 160 mm (3/4 - 6")

The indispensable tool for socket welding large diameter plastic pipes

KEY FEATURES

- No damage to pipe surface with the centred prismatic support
- Secure grip with special non-slip nylon strap

Centred prismatic support

No damage to the pipe surface



Model	mm	Inch	kg	No.
EASYGRIP	20 - 160	6"	1.0	55075
Spare strap EASYGRIP			0.1	55076



Non-slip special nylon strap

Secure grip

Strap and Fittings Wrench

Made of aluminium special alloy, with replaceable nylon strap

KEY FEATURES

- Safe to use on chrome-plated fittings without damaging polished surfaces
- Use in the automotive industry (oil filter changes)



Inch	mm	L Inch	L mm	g	No.
3"	89	12"	300	280	70240
Spare strap 3"				20	70268
8"	220	12"	300	290	70241
Spare strap 8"				30	70269



General Purpose Tools

Installation Wrenches

UNI Stepped Key Set

Radiator valve stepped key and ratchet set for installation and removal of heating valve nipples, tank connectors and short tap extensions. Chrome vanadium steel, hardened, nickelplated, square drive 1/2"

Product Profile

KEY FEATURES

- Universally applicable: cam, internal hexagonal and 12-edged driver, size 3/8 - 1/2 - 3/4 - 1" and other sizes in between
- No canting of nipples and screw connections with the special stepped key design
- Combination key allows installation and removal of heating nipples, tank connections and short tap extensions
- 1/2" Ratchet makes installations quick and easy



No. 73298



No. 73280

1/2" ratchet

Fast and easy installation



No. 27180

Model	g	mm	cm	No.
Set: UNI Stepped Key and Ratchet	670	1	10	73297
UNI Stepped Key	120	1		73298
Gas Stepped Key	80	1		73280
1/2" ratchet	440	1		27180



Express Spanner

Chrome vanadium steel, drop forged, chrome-plated



No. 73299

KEY FEATURES

Express Spanner

- Ideal for hard-to-reach screws
- Quick installation of sink fittings and corner valves
- Hanger bolt M10, middle piece with internal screw thread
- Easy loosening of the hanger bolt with integrated ball seat
- When the internal hexagonal screw is loosened, the hanger bolt can be moved on the spanner axle (longer lever)

Ring Ratchet Express Spanner

- With the smallest of ratchet angles, fine-toothed, R/L switchable, 12-edged, flat offset



Ring Ratchet Express Spanner



No. 73293

Spanner width	for hanger bolts size	L mm	g	No.
Wrench size 10 x muzzle size 13	M 8	220	250	73290
Wrench size 17 x muzzle size 19	M10	220	250	73299
Wrench size 17 x muzzle size 19	M12	220	250	73291
Wrench size 19 x ring size 17	M10	260	390	73293

General Purpose Tools

Installation Wrenches

Bolt Driver

Bolt driver M6, M8, M10, M12 with 1/2" ratchet connector

KEY FEATURES

- Without damage to the screw thread, for express and hanger bolts
- Easy loosening of the screw with the integrated ball seat

Simple installation



4-part set (No. 26164) includes: Bolt Driver M6 (No. 26160), M8 (No. 26161), M10 (No. 26162), M12 (No. 26163), steel carrying case

Model	L mm	g	No.
Set M6 - M8 - M10 - M12		650	26164
Bolt driver M 6	35	70	26160
Bolt driver M 8	40	90	26161
Bolt driver M 10	45	100	26162
Bolt driver M 12	50	120	26163



Sanitary Four Way Key

Chrome Vanadium Special steel

KEY FEATURES

- Four external hexagonal 3/8", 1/2", 3/4", 1" up to 100 mm and installation/ removal of heating valves and tank connectors
- 3 inner threads M8, M10 and M12 for hanger bolts



Model	Dimensions mm	g	No.
Sanitary Four Way Key multifunctional	220 x 220	610	351043

Sanitary Four Way Key

Chrome Vanadium Special steel

KEY FEATURES

Multi-functional combined key:

- Four external hexagonal 3/8", 1/2", 3/4", 1" for short tap, extensions, installation and removal of heating valves and tank connectors
- 3 inner threads M8, M10 and M12 for hanger bolts (wash basin fittings)



Model	Dimensions mm	g	No.
Sanitary Four Way Key multifunctional	220 x 220	590	351044

General Purpose Tools

Installation Wrenches

ROFIX SANISET Profi

Installation tool



No. 73201



No. 73200



No. 73202

1 tool for 5 uses!

User-friendly combination set for installation of basins, toilets and drains

KEY FEATURES

- Bolt Driver Tool for M8 and M10 enables easy use in all positions
- Seat for the 9 mm and 13 mm extensions, as well as the RO-QUICK 2 adaptor with the Bolt Driver Tool
- Ease of use with the RO-QUICK 2 adaptor for the most common drains in bath tubs and basins



Set (No. 73200) includes: Bolt driver tool (No. 73201), RO-QUICK 2 adaptor (No. 73206), extension 9 mm (No. 73210), 13 mm (No. 73213), steel carrying case (No. 26410)

Set (No. 73202) like Set (No.73200), in addition extensions size 10, size 11, size 12 and size 14

Model	with extension mm	g	No.
ROFIX SANISET Bolt Driver tool M8 / M10	215	120	73201
ROFIX SANISET Profi	9-10-11-12-13-14	1,500	73202
RO-QUICK 2-Adaptor	90	40	73206
Special extension size SW 11	185	50	73208
Special extension size SW 10	185	50	73209
Special extension size SW 9	185	50	73210
Special extension size SW 12	185	50	73212
Special extension size SW 13	185	50	73213
Special extension size SW 14	185	50	73214

RO-QUICK

Valve key

Release valve holder and key for eccentric and standard valves



No. 70413



No. 70414



KEY FEATURES

- Quick and problem-free use by the installation of bathtubs, basins and sinks
- Can be used from the bottom up
- With 2 facing, spring mounted locking cams, as well as holder with T-handle
- Adaptor with star handle for showers, bathtubs (optional accessory)
- Torque-proof immediately on insertion

No damage to chrome-plated parts!

Model	L mm	g	No.
RO-QUICK Set			70439
RO-QUICK Valve Key	120	300	70414
Adaptor	75	70	70413



ROCLICK

Combined open-ended / hinged ratchet wrench

Chrome vanadium steel, polished and high shine chrome-plated

KEY FEATURES

- Moveable ring ratchet allows for use even in tight spaces
- Precise work with the fine-running ratchet (72 teeth)

Small operating radius of only 5°!


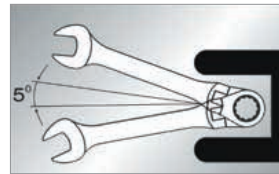


Fig. ROCLICK wrench set



Small 5° operating radius

Adjustable inclination angle



7-part set (No. 70490) includes: ROCLICK combined spanner 8 - 10 - 11 - 13 - 14 - 17 - 19 mm, plastic case

Model	g	kg	No.	
ROCLICK spanner set, 7 pieces	1,150	1	12	70490

Torque Wrench Set

For proper tightening of flange connections

Set with adjustable torque wrench (10-70 Nm) and 6 spanner inserts sizes 17, 22, 24, 26, 27 and 29 mm for flange connections on 1/4", 3/8", 1/2" and 5/8" pipe lines according to DIN EN 378-2 : 2012-08



Fix with torque urgently necessary!

7 piece set (No. 1750.01) includes: spanner wrench sizes 17, 22, 24, 26, 27, 29 mm, torque wrench, carrying bag

Model	kg	No.
Torque wrench set, 7 pieces	3.5	175001

Ø	Spanner width	Locking torque
1/4" / 6 mm	17 mm	14-18 Nm
3/8" / 10 mm	22 mm	33-42 Nm
1/2" / 12 mm	24 mm	50-62 Nm
1/2" / 12 mm	26 mm	50-62 Nm
5/8" / 15/16 mm	27 mm	63-77 Nm
5/8" / 15/16 mm	29 mm	63-77 Nm

ROTURN

Combined ring / open-ended spanner

Chrome vanadium steel, polished and high shine chrome-plated



KEY FEATURES

- Loosening of up to 70% of damaged hexagonal screws with hexagonal open end and ridged profile
- Ergonomically optimised: Pressure on the flat side of spanner makes work easier



Protects the hand



8 part set (No. 70475) includes: ROTURN 10 - 11 - 13 - 14 - 16 - 17 - 19 - 22 mm, in plastic case

Model	kg	No.		
ROTURN spanner set, 8 pieces	1.7	1	12	70475

General Purpose Tools

Installation Wrenches

ROCLICK Key

Chrome vanadium, head black atramentized



KEY FEATURES

- With the spring mechanism – the harder the pressure, the more firm the grip
- Self-ratcheting effect when turning back
- Fast extraction and loosening of screws
- Suitable especially for screws on pipes, cables and rods



Model	Key width mm	L mm	g	No.
ROCLICK Key	10	134	80	70420
ROCLICK Key	11	137	80	70419
ROCLICK Key	12	137	80	70421
ROCLICK Key	13	137	90	70422
ROCLICK Key	14	140	90	70423

Model	Key width mm	L mm	g	No.
ROCLICK Key	16	184	130	70424
ROCLICK Key	17	184	140	70425
ROCLICK Key	19	188	188	70426
ROCLICK Key	21	230	230	70427
ROCLICK Key	24	240	240	70418

Ring Spanner

Chrome vanadium steel, drop forged, chrome-plated



KEY FEATURES

- Ideal for hard-to-reach screws with the finely toothed RL switchable ratchet
- 12-edged, flat offset, robust and indestructible

Model	L mm	g	Box	Case	No.
12 x 14 mm	230	200	1	36	70271
13 x 17 mm	250	280	1	36	70272
15 x 16 mm	260	320	1	36	70273

Model	L mm	g	Box	Case	No.
19 x 22 mm	310	440	1	36	70274
24 x 27 mm	360	700	1	36	70276
30 x 32 mm	410	990	1	36	70277

Adjustable Wrench

Chrome vanadium steel, drop forged, chrome-plated and polished

KEY FEATURES

- Precise operation: Smooth-running and robust roller with minimum play in the sliding guides



SWO Adjustable Wrench

Chrome-Vanadiumsteel, chrome-plated and polished finish

KEY FEATURES

- Metric measuring scale on jaws for easy jaws pre-setting and sizing of nuts, bolts, pipes, etc.
- Great accessibility in confined spaces, non-protruding jaw shank at maximum opening
- Absolutely parallel jaw surfaces ensure perfect grip of nuts and



Size	L up to	Clamping width	g	No.
6"	160 mm	20 mm	100	70441
8"	210 mm	25 mm	220	70442
10"	250 mm	29 mm	390	70443
12"	300 mm	34 mm	660	70444
15"	380 mm	44 mm	1,170	70445

Size	L up to	Clamping width up to mm (Inch)	g	No.
6"	176 mm	34 (1.3/8")	205	1500001509
8"	216 mm	39 (1.1/2")	345	1500001510

General Purpose Tools

Installation Wrenches

One Handed Type R

The ideal multi-function spanner with ratchet function – for almost all bolt and nut applications up to a size of 42 mm (1.1/4")

KEY FEATURES

- Self-clamping even on smooth pipes, bolts, shafts and broken off head of hexagonal screws



Enormous leverage!



L	L	Clamping width	Clamping width	g	No.
160 mm	6"	SW 9 - 17	1/8" - 3/8"	80	70220
200 mm	8"	SW 14 - 28	1/4" - 3/4"	200	70221

L	L	Clamping width	Clamping width	g	No.
255 mm	10"	SW 16 - 33	3/8" - 1"	340	70222
310 mm	12"	SW 22 - 42	1/2" - 1.1/4"	520	70223

Double-End Box Wrench Set

Chrome vanadium steel, chrome-plated DIN 838

10-piece

6x7, 8x9, 10x11, 12x13, 14x15, 16x17, 18x19, 20x22, 24x27, 30x32 mm

12-piece

6x7, 8x9, 10x11, 12x13, 14x15, 16x17, 18x19, 20x22, 21x23, 24x27, 25x28, 30x32 mm



Open-Ended Wrench Set

Chrome vanadium steel, chrome-plated DIN 3113

8-piece

8x8, 9x9, 10x10, 11x11, 13x13, 14x14, 17x17, 19x19 mm



Model	No.
Double-end box wrench set 10-piece	849064
Double-end box wrench set 12-piece	849065

Model	No.
Open-ended wrench set 8-piece	849554

Double-end Box Wrench Set

Chrome vanadium steel, chrome-plated DIN 3110

10-piece

6x7, 8x9, 10x11, 12x13, 14x15, 16x17, 18x19, 20x22, 24x27, 30x32

12-piece

6x7, 8x9, 10x11, 12x13, 14x15, 16x17, 18x19, 20x22, 21x23, 24x27, 25x28, 30x32 mm



Model	No.
Double-end box wrench set 10-piece	849334
Double-end box wrench set 12-piece	849335
Double-end box wrench 10 x 11 mm	849293
Double-end box wrench 12 x 13 mm	849299

Model	No.
Double-end box wrench 16 x 17 mm	849306
Double-end box wrench 18 x 19 mm	849308

General Purpose Tools

Screwdrivers

EUROLINE®

Screwdrivers

Product Profile

KEY FEATURES

- High force transmission with 2 component handle
- High torque
- Guarantees perfect seat on screw head
- Colour coding for different tips enables quick differentiation
- Oil, fat and hydrocarbon resistant

CHARACTERISTICS

- Blade made of chrome vanadium steel with high-torque and hardness, matt chrome-plated
- Hardened, burnished tip with high durability for reliable force transmission even for tightly secured screws
- Guaranteed perfect seat on screw head, long service life even with long term use
- Handle made of high-quality plastic, grip-friendly AS knob form

Surface treated precision tip

Guarantees perfect seat on screw head



Colour coding for different tips

Quick differentiation

2 component handle made of high-quality, plastic, grip-friendly AS knob form

High force transmission



Blade made of high-quality, tempered chrome vanadium steel

High torque proof



Screwdrivers Sets

Model	kg	No.
Screwdriver Set Pozidriv	0.70	73571
Screwdriver Set Phillips	0.70	73570

Sets include:

	Pozidriv No. 73571	Phillips No. 73570
	3.5 x 75 mm	3.5 x 75 mm
	4 x 100 mm	4 x 100 mm
	5.5 x 125 mm	5.5 x 125 mm
	6.5 x 150 mm	4 x 100 mm
	PZ 1 x 100 mm	
	PZ 2 x 125 mm	
		PH 1 x 100 mm
		PH 2 x 125 mm

Phillips Screwdriver



Phillips



Pozidriv Screwdriver



Pozidriv



Tip design Width x Length mm	Model	g	No.
PH 1 x 100	Phillips	80	73152
PH 2 x 125	Phillips	98	73153

Tip design Width x Length mm	Model	g	No.
PZ 1 x 100	Pozidriv	80	73161
PZ 2 x 125	Pozidriv	98	73162

EUROLINE® IMPAKT


Screwdriver with continuous, strengthened blade

Product Profile

KEY FEATURES

- One-piece, strengthened blade with metal cap allows directed hammer blows, for example loosening stuck screws

Set (No. 73575) includes:




2 tools in 1!

Colour coding for different tips

Quick differentiation

Handle made of high-quality plastic, grip-friendly AS knob form

High force transmission



Surface treated precision tip

Guarantees perfect seat on screw head

Blade made of high-quality, tempered chrome vanadium steel

High torque proof

Constant strengthened blade with metal cap



5-piece set (No. 73575) includes: Slot screwdriver 55 x 100 (No. 73565), 6,5 x 125 (No. 73566), 8 x 150 (No. 73567), Phillips PH 1 x 80 mm 1 (No. 73536), PH 2 x 100 mm (No. 73537)

Model	g	No.
EUROLINE® IMPAKT-Set 5 pieces	950	73575

VDE Screwdriver Set

Blades made of chrome vanadium molybdenum steel, thoroughly hardened, extrusion-coated blade insulation tightly joined with handle, 1,000 Volt



Model	g	No.
VDE Screwdriver Set, includes: Slot 2,5 x 75; 4,0 x 100; 5,5 x 125; 6,5 x 150 Phillips PH 1 x 80; PH 2 x 100 and live-wire-tester	680	323126

General Purpose Tools

Installation Aids

ROCHECK

Spirit level for angled valves

For exact vertical and horizontal alignment of fittings

KEY FEATURES

- With horizontal and head levels
- One side with 1/2" external screw thread

Precise Installation!



ROCHECK

Spirit level for standard distances


Accurate installations with installation gauge for fittings, with horizontal and vertical levels, unbreakable

KEY FEATURES

- For standard distances: 97 - 120 - 153 - 160 - 170 - 200 - 210 mm

Exact Adjustment!

Exact installation by assembling jig for braces



4-part set (No. 70667) includes: Spirit level for angled valves 200 mm (No. 70661), Spirit level for standard distances 300 mm (No. 70665), 1 flexible ruler 2 m (No. 252100), steel carrying case (No. 24022)

Model	g	No.
ROCHECK Set in steel case	2,260	70667
ROCHECK spirit level for angled valves 200 mm	220	70661
ROCHECK spirit level for standard distances 300 mm	260	70665

Cartridge Extractor Set

Simple extraction of cartridges in taps



KEY FEATURES

- Simple extraction of cartridges in taps
- 4 adaptors with hook, threaded rod, screw or rivet adaptor for cartridges made before 1979, starting in 1979 and MOEM cartridges, as well as extraction tools

Simple use:

Screw the appropriate cartridge extractor on the threaded rod, attach to the cartridge, guide the cartridge body and counter piece over the thread rod, rotate the t-handle and pull the cartridge out of its seat.

Set (No. 854390) includes: T-handle (No. 854380), screw 12 x 92 (No. 854381), turning handle (No. 854382), threaded rod M10 x 130 (No. 854383), cartridge body 32 x 131 (No. 854384), cartridge extractor with thread (No. 854385), cartridge extractor with hook (No. 854386), cartridge extractor 20 x 45 (No. 854387), counter piece (No. 854388), steel carrying case

Model	g	No.
9-part set	1,250	854390

RODOKIT Set

Tap reseating tool

For accurate reshaping of worn tap seats from leaky spigots

KEY FEATURES

- Smooth, precise and centred chip removal with the special cutter with three milling cams
- Cone adaptor with multi-trapezoidal thread for various valve threads

Set (No. 70980) includes: Basic tool, thread adaptor size 1, 2, 3, 4, cone adaptor, cutter Ø 12-15-16-18 mm

Model	g	No.
RODOKIT Set	1,170	70980
RODOKIT Basic Tool	230	70981
Cone adaptor	100	70992

Dimensions	g	Cutter	Adaptor
12 mm	10	70982	70986
15 mm	10	70983	70987
16 mm	10	70984	70988
18 mm	10	70985	70989



With rust-free steel cutter for high-quality armature!



Tap Reseating Tool


For exact re-cutting of worn tap seats from leaky spigots

Product Profile

KEY FEATURES

- Fast and simple use with exact re-cutting of worn tap seats
- Cylindrical stepped threaded adaptor that is suitable for all conventional fittings
- Adjustable cutting pressure using spring and regulating screw enable precise work
- Exchangeable cutter is always ready for use

Model	Inch	g	No.
Basic Tool with cutter 3/8" - 1/2" - 3/4" - 1" in Box	3/8" - 1"	350	70970
Basic Tool with cutter 3/8" - 1/2" - 3/4" - 1" and each with 3 seals in steel compartment	3/8" - 1"	980	70974
Basic Tool with cutter 1/4" - 3/8" - 1/2" - 3/4" - 1" and each with 3 seals in steel box	1/4" - 1"	1,060	70972
Basic Tool without cutter		250	70950
Water-tap valve seat cutter			70951
Spare cutter	1/4"	10	70976
Spare cutter	3/8"	10	70954
Spare cutter	1/2"	10	70955
Spare cutter	3/4"	20	70956
Spare cutter	1"	30	70957




General Purpose Tools

Installation Aids

Standard Spirit Level

Six-ring spirit level for applying 1% and 2% gradients!

10 year warranty!



KEY FEATURES

- Deformation-free aluminium rectangular profile, anodised
- Imprinted, centred centimetre scale
- Shock and weather proof
- Horizontal and vertical levels, non-breakable, permanently aligned in carrier
- Measuring accuracy in normal position $0.029^\circ = 0.5 \text{ mm / m}$

Model	L mm	g	No.
Standard Spirit Level	430	260	1500001583
Standard Spirit Level	600	340	1500001547
Standard Spirit Level	1,000	640	1500001548

ROMATIC and Ruler

Measuring tape



KEY FEATURES

- Easy handling
- Automatic tape rewind
- With set/stop button that can be used as marker for repeated measurements



Model	Measuring length m	Tape width mm	g	No.
ROMATIC Flexible ruler	5	19	230	77397
Folding ruler, wooden	2		100	252100


Basin Nut Wrench

Special chrome vanadium steel, drop forged, very tough



KEY FEATURES

- Optimum force transmission with the T-handle
- Rotatable claw for right and left-handed rotation



Clamping range mm	Clamping range Inch	L mm	g	No.
10 - 32	3/8" - 1.1/4"	235	475	70228

Telescopic Basin Nut Wrench

Chrome-plated, with pivoted reversible jaw for right and left-handed rotation



Telescopic attachment,
4x adjustable in length!

Clamping range mm	Clamping range Inch	mm	g	No.
10 - 32	3/8" - 1.1/4"	275 - 455	710	70225
20 - 48	3/4" - 1.7/8"	290 - 470	740	70226
32 - 63	1.1/4" - 2.1/2"	290 - 470	780	70227

Sheet Metal Crimping Pliers

Self-opening, PVC coated handles

- For joining of sheets up to 1 mm thick using ripple on pipe end
- Exact and quick adjustment



Inch	mm	Sheet thickness mm	g	No.
10"	250	1.0	450	71095

Tower Pincers / Concreter's Nippers

Special forged steel, slim head, polished,
long plastic covered handles



Inch	mm	Clamping width mm	g		No.
9"	225	22	330	6	70118
10"	250	26	440	6	70119

Basin Nut Wrench

Special chrome vanadium steel, drop forged, coated with
adjustment screw



Model	mm	g	No.
Basin Nut Wrench	270	580	351050

ROBOLT Bolt Cutter

Effortless cutting of construction steel up to 1300 N/mm² (HRC 40),
gate steel, concrete steel types I, II, III, IV, pre-stressed concrete steel
and steel wire



mm	Inch	Cutting performance Ø mm		kg	No. Robot	No. head
		490 N/mm ²	1300 N/mm ²			
300	12"	5 mm - 3/16"	4 mm - 5/32"	0.75	75010	75020
350	14"	7 mm - 1/4"	5 mm - 3/16"	0.98	75011	75021
450	18"	8 mm - 5/16"	6 mm - 1/4"	1.60	75012	75022
600	24"	10 mm - 3/8"	8 mm - 5/10"	2.63	75013	75023
750	30"	13 mm - 1/2"	9 mm - 11/32"	4.00	75014	75024
900	36"	16 mm - 5/8"	10 mm - 3/8"	6.24	75015	75025
1.050	42"	19 mm - 3/4"	11 mm - 7/16"	9.39	75016	75026

Universal Grip Wrench

Nickel-plated, forged chrome vanadium steel. Firm grip of profiles
and flat materials. With lever gear and quick-release lever, adjustable
and lockable



Inch	mm	Clamping width mm	g	No.
10"	250	32	570	70252

General Purpose Tools

Installation Aids

Combination Pliers

For hard and soft wire, special tool steel, oil hardened, special slim form, chrome-plated head, zero-play joint and heavily insulated handles

DIN
-Norm

VDE
approved



L mm	Model	g	No.
180	DIN 5244	250	324559

Edge Cutter

For hard and soft wire, special tool steel, oil hardened, Swedish style, chrome-plated head, zero-play joint with heavily insulated handles

DIN
-Norm

VDE
approved



L mm	Model	g	No.
160	DIN 5238B	210	324577

Insulation Stripper

Special tool steel, oil hardened, chrome-plated, zero-play joint, heavily insulated handles, with adjustment screw and opening spring

VDE
approved



L mm	max. mm	g	No.
165	5	160	324800

Power Edge Cutter

For piano wire, hard and soft wire, powerful, special tool steel, oil hardened, chrome-plated head, zero-play joint, with heavily insulated handles

DIN
-Norm

VDE
approved



L mm	Model	g	No.
180	DIN 5238A	250	324588

Long Nose Pliers, straight

With cutting edge for hard and soft wire, flat oval jaws, tapered off, special tool steel, oil hardened, chrome-plated head, zero-play joint with heavily insulated handles

DIN
-Norm

VDE
approved



L mm	Model	g	No.
200	DIN 5236A	200	324737

Long Nose Pliers, angled

With cutting edge for hard and soft wire, flat oval jaws, tapered off, special tool steel, oil hardened, chrome-plated head, zero-play joint with heavily insulated handles

DIN
-Norm

VDE
approved



L mm	Model	g	No.
200	DIN 5236D	200	324739


General Purpose Tools

Cordless Drill Driver

Allen Key with Cross Handle

Blade made of chrome vanadium special steel, shiny nickel-plated, shock-resistant handle



Key width SW mm	Blade length mm	 g	No.
3	200	30	321523
4	200	40	321524
5	200	80	321525
6	200	100	321526
8	200	130	321528
10	200	220	321529
12	200	290	321530

Allen Key Set


CV steel 50Cr-V4, achromatised, hardness and torque in compliance with **DIN 911**



No. 321300



No. 70301/70302

Model	Size mm / Inch	 g	No.
Clip holder	2.5 - 3-4 - 5 - 6 - 8 - 10 mm	340	70301
Clip holder	3/32 - 1/8 - 5/32 - 3/16 - 1/4 - 5/16 - 3/8"	340	70302
Ring	2 - 2.5 - 3 - 4 - 5 - 6 - 8 - 10 mm	250	321300

RO DD60 Cordless Drill Driver

The RO DD60 can be used as drill and screwdriver



KEY FEATURES

- Quick change of bit retainer and bits, for flexible working
- Spindle with hexagonal recess for screwdriver bits for working without chuck
- Precise working conditions thanks to integrated working light for illuminating the contact area
- Handy belt hook and bit holder can be fixed either on the right or left side

TECHNICAL DATA

- Battery voltage:** 18 V
- Max. torque:** 34 Nm / 60 Nm
- Weight with battery pack:** 1.9 kg
- Drill Ø steel:** 13 mm
- Drill-Ø soft wood:** 38 mm



Spindle with hexagonal recess

For screwdriver bits for working without chuck

Extremely powerful

4-pole motor for fast drilling and screwdriving

Quick change chuck

Quick change chuck for flexible work

Belt hook

Can be fixed either on the right or left side

LED-Light

Integrated working light to illuminate the contact area

Maximum power

Intelligent battery management with charge indicator to control the status of charge


Bit holder

Can be fixed either on the right or left side



No. 1000001949

Set (No. 1000001647) includes: RO DD60 Drill Driver, RO BP18/2 2.0 Ah battery (No. 1000001652), RO BC14/36 charger EU (No. 1000001654), Quick-change chuck, Quick-change bit holder, Belt hook and bit case, RO CASE 4414 anthracite (No. 1000001949)

Model		No.
RO DD60 Drill Driver w/o battery and charger	1	1000002035
RO DD60 Drill Driver set EU	1	1000001647

¹⁾ Complete terms and conditions at www.rothenberger.com/service. RO SERVICE+ only valid in participating countries.

General Purpose Tools

Drill Bits

ROBIT PRO

32 pieces



Set (No. 1500002453) includes: 30-Bit: 1/4" x 25 mm, PH: 1, 2, 2, 3 mm, PZ: 1, 2, 2, 3 mm, FD: 3, 4, 5, 6 mm, HW: 3, 4, 5, 6 mm, TX: 10, 15, 20, 25, 27, 30, 40 mm, TTX: 10, 15, 20, 25, 27, 30, 40 mm, Quick Release Magnetic Bit Holder

KEY FEATURES

- Extensive Bit Set as perfect equipment for professional craftsmen
- High-quality material for heavy usage
- Adjustable belt-clip

Model	No.
ROBIT PRO 32 pcs.	1500002453

ROBIT PRO Torsion

15 pieces



Set (No. 1500002454) includes: 14-Bit: 1/4" x 25 mm, PH: 1, 2 mm, PZ: 1, 2 mm, FD: 4, 6 mm, HEX: 3, 4, 5 mm, TX: 10, 15, 20, 25, 30 mm, Quick Release Magnetic Bit Holder

KEY FEATURES

- For extrem usage
- Suitable for an impact wrench
- Special alloy for maximum life time

Model	No.
ROBIT PRO Torsion Bit Set 15 pcs.	1500002454

PROFI PLUS

Twist drill set DIN 338 Type N

HSS rolled, all drill diameters in 0.5 mm diameter steps



No. 816990



DIN
-Norm

No. 817000

mm	No.	mm	No.
1.0	817012	7.0	817072
1.5	817017	7.5	817077
2.0	817022	8.0	817082
3.0	817032	9.0	817092
3.5	817037	9.5	817097
4.0	817042	10.0	817102
4.5	817047	10.5	817104
5.0	817052	11.0	817106
5.5	817057	11.5	817108
6.0	817062	12.0	817110
6.5	817067		

Model	Drill range mm	Drill quantity	g	No.
In STEELBOX	1.0 - 10.0	19 pcs.	710	817000
In STEELBOX	1.0 - 13.0	25 pcs.	1,400	817003
In ROUND BOX	1.0 - 10.0	19 pcs.	465	816990

Screw Extraction Sets

For boring out broken screws or bolts for threads M 5 - M 16

INSTRUCTIONS FOR USE

1. Apply bore with guide bush and the appropriate, ground HSS drill bit. Pre-bore for screws 7 mm diameter and above
2. Insert boring stud (no deformation of the drilled workpiece)
3. Attach boring nut and turn with spanner, do not tilt
4. Use special guide bushes for sunken or protruding rupture points



Instructions for screw extraction

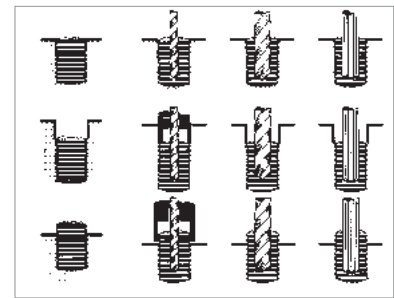
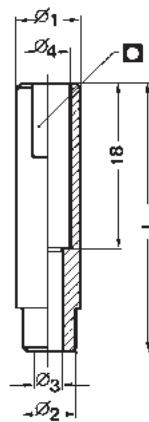
For rough-running threads, spray on solution or apply heat. Boring studs are made of high-quality material, therefore they do not twist or heat up.

Screw Extraction Sets

Packaged in handy plastic box with spiral drills, guide bushes, boring studs and boring nuts



Fig. Screw Extraction Set, 25 pieces



Set	Set contains complete for	Quantity piece	g	No.
Size 1	M 5 - M 12	21 pcs.	450	71310
Size 2	M 5 - M 16	25 pcs.	580	71311

For thread	Guide bush size	Guide bush No.	mm	Pre-boring- No.	mm	Boring No.	Boring stud Gr.	mm	Boring stud No.	Boring nut hex for size	Boring nut No.	
M 5	Size 1	71291				3.2	71301	Size 1	3.2	R7128100	Size 1 / SW 10	71286
M 6	Size 2	71292				3.2	71301	Size 2	4.8	R7128200	Size 1 / SW 10	71286
M 7	Size 3	71293	3.2	71301	4.8	71302	Size 3	6.4	R7128300	Size 2 / SW 11	71287	
M 8	Size 4	71294	3.2	71301	4.8	71302	Size 4	8.0	R7128400	Size 2 / SW 11	71287	
M 9	Size 5	71295	4.8	71302	6.4	71303	Size 5	8.7	R7128500	Size 3 / SW 13	71288	
M 10	Size 6	71296	4.8	71302	6.4	71303				Size 3 / SW 13	71288	
M 12	Size 7	71297	4.8	71302	8.0	71304				Size 4 / SW 14	71289	
M 14	Size 8	71298	6.4	71303	8.7	71305				Size 5 / SW 17	71290	
M 15	Size 9	71299	6.4	71303	8.7	71305				Size 5 / SW 17	71290	
M 16	Size 10	71300	6.4	71303	8.7	71305				Size 5 / SW 17	71290	

Toolkit Sets

For versatile applications in installation and maintenance

Set (No. 1000002180) includes: 1x thin type lever ratchet handle with 72-teeth gear, 2x extension bars 50mm & 100mm, 1x universal joint, 1x sliding T-Head 3/8" x 1/4", 12x Sockets: 4-5-5,5-6-7-8-9-10-11-12-13-14mm, in soft foam and ROBOX B2350 (No. 1500002641)

Set (No. 1000002183) includes: 1x thin type lever ratchet handle with 72-teeth gear, 19x sockets: 8-9-10-11-12-13-14-15-16-17-18-19-20-21-22-24-27-30-32 mm, 5x deep sockets: 10-12-13-17-19mm, 1x universal joint, 2x extension bars: 125-250mm, 1x sliding T-head 1/2" - 3/8", 9x L-Type Hex Key Wrenches: 1,5-2-2,5-3-4-5-6-8-10 mm in softfoam and Tray

Set (No. 1000002181) includes: 1x 1-1/4" Bit holder, 52x Bits 1/4" x 25 mm: 13x Star Bit (Torx) 5-6-7-8-9-10-15-20-25-27-30-35-40, 6x Hex Bit (H) 2-2.5-3-4-5-6, 3x Tri wing Bit 1-2-3, 5-Ribe Bit (RM) 5-6-7-8-9, 9-Pentalobe Bit 7-10-15-20-25-27-30-40-45, 3-Spline Bit (M) 5-6-8, 6-Hex Bit SAE (H) 5/64", 3/32", 7/64", 1/8", 9/64", 5/32", 4x Torq Bit 4-6-8-10, 4x Spanner Bit 4-6-8-10, in Softfoam and ROBOX B2350 (No. 1000002641)

Set (No. 1000002182) includes: 10x Bits 90mm: 2x Phillips: 1-2, 2x Pozzi: 1-2, 6x Torx: 10-15-20-25-30-40 with colour ring in Softfoam and ROBOX B2350 (No. 1500002641)



Model	No.
17 pcs. Socket Set 1/4", ROBOX	1000002180*
38 pcs. Socket and Hexagonal Key Set 1/2", Tray	1000002183*
53 pcs. Special Application Bit Set 1/4", ROBOX	1000002181*
10 pcs. Colour Ring Bit Set 1/4", ROBOX	1000002182*

* ROBOX System p. 340

General Purpose Tools



Drill Bits

UNIDRILL®

HSS sheet metal cone bit

Step-less and burr-free drilling of holes without deformation, suitable for even the thinnest of sheets, no pre-drilling, can be re-polished, with spot drilling tip for size 3 and above

3-piece set (No. 21545) includes: Sheet metal cone bit size 1 (No. 21541), size 2 (No. 21542) and size 3 (No. 21543), in plastic cartridge

Size	 mm	 g	No.
UNIDRILL Set with drill paste	3.0 - 30.5	380	21545
EVERCOOL drill paste, 50 g		80	21549




Burr-free drilling



HSS Bimetal Hole Saws


Suitable for carbon steel (up to 700 N/mm² strength), non-ferrous and light metals, plastics, plaster, light construction, fibre, plywood and wood processing

Sets include: Hole Saw Set in plastic case, adaptor holder A1 (No. 114161) and A2 (No. 114162) with center drill, plastic case

Hole Saw Sets	 kg	No.
19 - 22 - 29 - 38 - 44 - 57 mm	1.27	114201
19 - 22 - 29 - 35 - 38 - 44 - 51 - 57 - 64 mm	1.70	114202

Adaptor Holder

For HSS Bimetal hole saws with center drill

Type	for Hole saw	Adaptor	 g	No.
A1	up to 30 mm	12 mm - 6-hex	75	114161
A2	32 up to 152 mm	12 mm - 6-hex	230	114162
Spare center drill, HSS		6.35 mm	20	114171
Extension 300 mm				114175



No. 114201



No. 114161




No. 114162




No. 114171



HSS Bimetal Hole Saws

 mm	for use with holder	No.
14	A1	114014
16	A1	114016
17	A1	114017
19	A1	114019
22	A1	114022
25	A1	114025
28	A1	114028
29	A1	114029
30	A1	114030
32	A2	114032
33	A2	114033
35	A2	114035
36	A2	114036
37	A2	114037
38	A2	114038
40	A2	114040
41	A2	114041
43	A2	114043
44	A2	114044
46	A2	114046

 mm	for use with holder	No.
51	A2	114051
52	A2	114052
54	A2	114054
57	A2	114057
60	A2	114060
65	A2	114065
64	A2	114064
67	A2	114067
70	A2	114070
79	A2	114079
83	A2	114083
89	A2	114089
92	A2	114092
98	A2	114098
102	A2	114102
105	A2	114105
111	A2	114111
114	A2	114114
127	A2	114127



UNICUT HM

Carbide-tipped hole saws for cutting circular holes
 Ø 16 - 140 mm (5/8 - 5.1/2") without impact


Product Profile

APPLICATION AREA

For stationary and free-hand cutting of circular holes. For iron, steel, V2A - V4A, cast, copper, bronze, aluminium, zinc, plastic, fibre-glass, chipboard and wood, light construction plaster boards without impact

KEY FEATURES

- For use even in high-speed hand drills and stand-mounted drilling machines due to anti-slip shaft
- Positive cutting angle for good chip removal
- Includes adaptor holder and replaceable HSS-Co5 centring drill up to 4 mm sheet thickness, cutting depth 10 mm



UNICUT HM

Hole saw set



Fig. UNICUT HM hole saw set

Set (No. 21300) includes: Hard metal hole saws, cutting spray 50 ml and spare centering pin Ø 6 mm (No. 21394), in plastic case

Model	g	No.
UNICUT HM Set 22 - 25 - 28 - 32 - 35 mm	950	21300
Spare centering pin HSS 6 mm		21394
Spare centering pin HSS 8 mm		21395

mm	Inch	g	No.	mm	Inch	g	No.
16	5/8"	100	21316	30		140	21330
17		110	21317	31		180	21331
18		110	21318	32	1.1/4"	180	21332
19	3/4"	120	21319	33		180	21333
20		120	21320	34		180	21334
21		120	21321	35	1.3/8"	190	21335
22	7/8"	120	21322	36		190	21336
23		140	21323	37		190	21337
24		140	21324	39		190	21339
25	1"	120	21325	40		200	21340
26		130	21326	41	1.5/8"	200	21341
27		130	21327	42		200	21342
29		140	21329	43		210	21343

mm	Inch	g	No.	mm	Inch	g	No.
44		210	21344	65	2.5/8"	390	21365
45	~1.3/4"	210	21345	70	2.3/4"	390	21370
46		210	21346	75	3"	400	21375
47		210	21347	80	~3.1/8"	420	21380
48	~1.7/8"	220	21348	85	~3.3/8"	450	21385
49		230	21349	90	~3.9/16"	550	21386
50		250	21350	95	3.3/4"	580	21387
51	2"	260	21351	100	4"	590	21388
52		270	21352	110	4.3/8"	700	21389
53		270	21353	120	4.3/4"	830	21390
54	2.1/8"	280	21354	130	5.1/8"	880	21391
55		280	21355	140	5.1/2"	880	21392
60	2.3/8"	360	21360				

General Purpose Tools

Cordless Impact Wrench

HM-Stone Drill

High-performance drill made with carbide



mm	No.	mm	No.
4	112040	9	112049
5	112042	10	112050
6	112044	12	112052
7	112046	13	112053
8	112047	14	112054

UNIDRILL®

HSS stepped drill bit

In one step, sheets can be centred, spot drilled, drilled and deburred



No. 21313

3-piece set (No. 21313) includes: Stepped drill bit size 1 (No. 21305), size 2 (No. 21306) and size 3 (No. 21307), in steel case

Model	mm	g	No.
UNIDRILL stepped drill bit set, 3 pieces	4.0 - 30.0	660	21313

Size	mm	mm	Shaft mm	g	No.
1	4 - 12	65	6	22	21305
3	4 - 30	100	10	185	21307

RO ID400 Cordless Impact Wrench

Enables the quick assembly and disassembly of screws and hexagon nuts. The profiles of pre-wall installations and sprinkler systems therefore no longer pose a challenge.



KEY FEATURES

- Unique brushless motor for quick work progress and highest efficiency for any application
- High torque accompanied by an exceptionally compact design
- Twelve speed/torque levels for a wide range of applications
- Handy belt hook, can be fixed either on the right or left side

TECHNICAL DATA

Battery voltage: 18 V
Weight with battery pack: 1.9 kg
Max. torque: 400 Nm
Max. no-load speed: 0 - 2,150 rpm
Maximum impact rate: 4,250 rpm

High torque

accompanied by an exceptionally compact design

Unique brushless motor

for quick work progress and highest efficiency for any application

Belt hook

Can be fixed either on the right or left side

Bit holder

Can be fixed either on the right or left side

Twelve speed / torque levels

for a wide range of applications

Maximum power

Intelligent battery management with charge indicator to control the status of charge



No. 1000001949

Set (No. 1000001648) includes: RO ID400 Impact Wrench, RO BP18/2 2.0 Ah battery (No. 1000001652), RO BC14/36 charger EU (No. 1000001654), Bit holder, Belt hook, RO CASE 4414 anthracite (No. 1000001949)

Model		No.
RO ID400 Impact Wrench w/o battery and charger	1	1000002036
RO ID400 Impact Wrench set EU	1	1000001648



RO AG8000 Cordless Angle Grinder

Smaller working steps such as the abrasive removal of hanger bolts or the cutting of a U-profile are handled quickly and easily. The slim design, as well as the rotating battery, enables work to be undertaken in cramped spaces and also simplifies working areas such as the disassembly area.

KEY FEATURES

- Slim design for prolonged comfort when working overhead or in areas with limited space
- Save time and be safe with the tool-free adjustable guard
- Detachable dust protection filter protects motor from coarse particles

TECHNICAL DATA

Battery voltage:	18 V
Weight without battery pack	1.7 kg
Idle frequency:	8,000 / min ⁻¹
Grinding wheel Ø:	125 mm
Spindle thread:	M14



Set (No. 1000001649) includes: RO AG8000 Angle Grinder, RO BP18/4 4.0 Ah battery (No. 1000001653), RO BC14/36 charger EU (No. 1000001654), Guard, Quick-locking nut, Side handle, Dust filter, RO CASE 4414 anthracite (No. 1000001947)

Model		No.
RO AG8000 Angle Grinder w/o battery + charger	1	1000002037
RO AG8000 Angle Grinder Set EU	1	1000001649



¹⁾ Complete terms and conditions at www.rothenberger.com/service. RO SERVICE+ only valid in participating countries.

General Purpose Tools

Cutting Discs

Cutting Disc Assortment

For burr-free and quick cutting of stainless steel, steel, cast iron and stone

Description	No.	Alloyed and unalloyed steel	High strength steel	Tool steel	Rust- and acid-resistant steel	Edged steel profiles	Steel panel	Welded joints	Edged stainless steel profiles	Cast	Aluminium alloying	Copper	Brass / Bronze
Cutting Disc INOX Profi Plus (115 x 1 x 22)	071533D	●	●	●	●●	●●	●●	●●	●●	○	●●	●●	●●
Cutting Disc INOX Profi Plus (125 x 1 x 22)	071534D	●	●	●	●●	●●	●●	●●	●●	○	●●	●●	●●
Cutting Disc INOX Safe Cut (115 x 2 / 1 x 22)	071551D	●	●	●	●●	●●	●●	●●	●●	●	●	●	●
Cutting Disc INOX Safe Cut (125 x 2 / 1 x 22)	071552D	●	●	●	●●	●●	●●	●●	●●	●	●	●	●
Cutting Disc INOX 2 in 1 (115 x 2,5 x 22)	071553D	●	●	●	●●	●	●●	●●	●●	●●	○	○	○
Cutting Disc INOX 2 in 1 (125 x 2,5 x 22)	071554D	●	●	●	●●	●	●●	●●	●●	●●	○	○	○

●● = very well suited ● = well suited ○ = partially suited

INOX PROFI PLUS

Grinding / cutting discs for stainless steel (1 mm)

For thin sheet metal (e.g. in body work, tank equipment and container construction), steel cable, thin-walled profiles and pipes made of stainless steel and NE metals, composite materials (GFK), high-temperature materials

- This very thin wheel enables a one-of-a-kind clean cut with a minimum of effort in a short amount of time
- Millimetre accurate use, vibration-free operation without thermal blue discolouration or burr formation (burr-free)



Model	Dimensions mm	g	Box	No.
PROFI PLUS-Box 115	115 x 1.0 x 22	350	1(10) 25	071533D
PROFI PLUS-Box 125	125 x 1.0 x 22	450	1(10) 25	071534D

SAFE CUT

Cut-off disc for steel and stainless steel

- One-of-a-kind conical form that prevents the cut-off wheel from getting jammed in the workpiece and avoids the dangerous "Kick-Back"-Effect
- The profiles taper from a 2 mm outside thickness to 1 mm on the inside, thus the cutting behaviour is optimised
- Comfortable, simple cutting with absolute peace-of-mind



Model	Dimensions mm	g	Box	No.
SAFE CUT box 115	115 x 2/1 x 22	350	1(10)	071551D
SAFE CUT box 125	125 x 2/1 x 22	450	1(10)	071552D

2 in 1

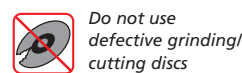
Cut-off and grinding disc for steel and stainless steel

- Fast cutting and side grinding in one step
- For cutting at a comfortable speed
- Instant (without changing wheel) deburring, chamfering and grinding
- The lateral load is certified (CN 12413)



2 in 1!

Model	Dimensions mm	g	Box	No.
2 in 1-Dose 115	115 x 2,5 x 22	550	1(10)	071553D
2 in 1-Dose 125	125 x 2,5 x 22	650	1(10)	071554D



General Purpose Tools

Rotary Hammer



RO RH4000 Cordless Rotary Hammer

The notion of compatibility improves the craftsmanship of the professional plumbers. With the help of the new cordless rotary hammer, slots can easily be drawn, tiling can be knocked into place and pipe clamps can be fastened. There are no working hindrances due to empty batteries, thanks to the ROTHENBERGER battery platform.

KEY FEATURES

- Combination hammer with 3 functions: hammer drilling, drilling and chiselling
- Variospeed (V) Electronics for working at customised speeds to suit various application materials
- S-automatic safety clutch: mechanical decoupling of the drive for safe working should the drill stop unexpectedly
- LED work light for optimum view of the drilling site
- Battery packs with capacity display for checking the charge status

TECHNICAL DATA

Battery voltage:	18 V
Weight with battery pack:	2.9 kg
Max. single blow energy (EPTA):	2.2 J
Maximum impact rate:	4,000 /min
Drill-Ø concrete with hammer drills:	24 mm
Drill-Ø masonry with core bits:	68 mm
Drill-Ø Steel:	13 mm
Drill-Ø Soft wood:	25 mm
No-load speed:	0 - 1,100 /min
Bit retainers:	SDS-plus

Automatic safety clutch

Mechanical decoupling of the drive for safe working, in case the drill driver stops unexpectedly

SDS Plus

Bit retainers



Variospeed (V) Electronics

For working at customised speeds to suit various application materials

LED-Light

Integrated working light to illuminate the contact area

Maximum power

Intelligent battery management with charge indicator to control the status of charge



No. 1000001949

Set (No. 1000001649) includes: RO RH4000 Rotary Hammer (No. 1000002038), RO BP18/4 4.0 Ah battery (No. 1000001653), RO BC14/36 charger EU (No. 1000001654), Hammer chuck for tools with SDS-plus shank end, Rubber-coated side handle Drilling depth guide, RO CASE 4414 anthracite (No. 1000001948)

Model		No.
RO RH4000 Rotary Hammer w/o battery + charger	1	1000002038
RO RH4000 Rotary Hammer set EU	1	1000001650

¹⁾ Complete terms and conditions at www.rothenberger.com/service. RO SERVICE+ only valid in participating countries.

General Purpose Tools

Drill Bits & Chisel

SDS-Plus Hammer Drill



Model	Ø	No.
Hammer Drill SDS Plus	5 x 110 mm	111401
Hammer Drill SDS Plus	6 x 110 mm	111406
Hammer Drill SDS Plus	6 x 160 mm	111406
Hammer Drill SDS Plus	8 x 110 mm	111411
Hammer Drill SDS Plus	8 x 160 mm	111412
Hammer Drill SDS Plus	8 x 210 mm	111413
Hammer Drill SDS Plus	10 x 110 mm	111418
Hammer Drill SDS Plus	10 x 160 mm	111419
Hammer Drill SDS Plus	10 x 210 mm	111420
Hammer Drill SDS Plus	10 x 260 mm	111421
Hammer Drill SDS Plus	10 x 450 mm	111422
Hammer Drill SDS Plus	12 x 160 mm	111424
Hammer Drill SDS Plus	12 x 260 mm	111426
Hammer Drill SDS Plus	12 x 460/410 mm	111427
Hammer Drill SDS Plus	14 x 160 mm	111431

Model	Ø	No.
Hammer Drill SDS Plus	14 x 260 mm	111432
Hammer Drill SDS Plus	15 x 160 mm	111429
Hammer Drill SDS Plus	15 x 260 mm	111437
Hammer Drill SDS Plus	16 x 210 mm	111439
Hammer Drill SDS Plus	16 x 300 mm	111440
Hammer Drill SDS Plus	18 x 250 mm	111445
Hammer Drill SDS Plus	18 x 450/410 mm	111447
Hammer Drill SDS Plus	20 x 300 mm	111449
Hammer Drill SDS Plus	20 x 450 mm	111422
Hammer Drill SDS Plus	22 x 450 mm	111452
Hammer Drill SDS Plus	24 x 460/410 mm	111454
Hammer Drill SDS Plus	25 x 450 mm	111455
Hammer Drill SDS Plus	28 x 450 mm	111456

Chisel

High-quality, fully coated steel chisels with high life time. The construction and cutting edge geometry enable a heavy stock removal



Set (No. 1500002829) includes: Flat chisel SDS-plus (No. 1500002825), Sharp chisel SDS-plus (No. 1500002826), Tile chisel SDS-plus, 40 mm (No. 1500002828), ROBOX B2650 (No. 1000002763)

No. 1500002828

No. 1500002827

No. 1500002826

No. 1500002825

No. 1500002824

Model	Length	No.
Tile chisel 80 mm SDS-plus 170 mm	170 mm	1500002824
Flat chisel SDS-plus 250 mm	250 mm	1500002825
Sharp chisel SDS-plus 250 mm	250 mm	1500002826
Hollow chisel 22 mm SDS-plus 250 mm	250 mm	1500002827
Tile chisel 40 mm SDS-plus 250 mm	250 mm	1500002828
Chisel set, 3 pcs. SDS-plus inkl. ROBOX*		1500002829

RO FL180 Cordless LED Lamp

The RO FL180 is the perfect companion for plumbing technicians and heating engineers. Due to its size and various adjustment functions, the RO FL180 emits the perfect amount of light and facilitates the everyday work of professional tradesmen.



KEY FEATURES:

- Powerful LED inspection lamp for uniform, bright illumination of the working area
- Compact and handy for versatile use
- Lamp head can be turned and swivelled through 180° providing almost infinite positions for the lamp
- Swivelling hook for suspending the lamp

TECHNICAL DATA

Max. lumin. flux: 440 lm
Max. operation time per battery charge: 18 V / 2.0 Ah: 4.5h / 18 V / 4.0 Ah: 9.1h
Weight without batterypack: 0.46 kg

Powerful LED inspection lamp

For uniform, bright illumination of the working area

Robust aluminum die-cast housing

For use on construction sites

Rotatable lamp head

Can be turned and swiveled through 180° providing almost infinite positions for the lamp

Compact and handy

For versatile use

Maximum Power

Intelligent battery management with charge indicator to control the status of charge



Set (No. 1000001651) includes: RO FL180 LED Lamp, RO BP18/2 2.0 Ah battery (No. 1000001652), RO BC14/36 charger EU (No. 1000001654), RO CASE 4212 anthracite

Model		No.
RO FL180 LED Lamp w/o and battery + charger	1	100001734
RO FL180 LED Lamp set EU	1	1000001651

ROTHENBERGER Battery Platform Accessories



66% faster charging

In comparison to the battery charger of the ROMAX® 3000



Intelligent battery management

Permanent Electronic Single Cell Protection (ESCP) when charging, for particularly long life.



Capacity display

With almost no self-discharge

Model		No.
RO BP18 / 2 - 18V / 2.0 Ah - battery	1	1000001652
RO BP18 / 4 - 18V / 4.0 Ah - battery	1	1000001653
RO BC14 / 36 - charger EU	1	1000001654

¹⁾ Complete terms and conditions at www.rothenberger.com/service. RO SERVICE+ only valid in participating countries.

General Purpose Tools



Hammers, Chisels, Pin Punches

Fitter's Hammer

Complies with **DIN 1041**, hickory wooden handle, head secured by sealed shaft

DIN
-Norm




Head weight 	Total weight 	No.
300	470	322823
400	590	322824
500	670	322825

Lump Hammer

Complies with **DIN 6475**, hickory wooden handle, head secured by sealed shaft

DIN
-Norm



Head weight 	Total weight 	No.
1,250	1,380	322922

Chisel

Safety tempered impact head prevents splintering off the chisel head

- Silver lacquered tip
- chrome-manganese-silicon-steel







No. 77050



No. 77072




No. 25811

Model	Length mm	Shaft mm	Cutting Width mm	without hand protection		with hand protection		No.
								
Mason Chisel, flat	300	16	22	470	560	77050		
Mason Chisel, pointed	300	16	-	455	545	77090		
Slotted Chisel	235	26 x 7	26	245		25811		

Parallel Vice

With forged and hardened pipe jaws, steel forged underneath the parallel vice jaws

- Non-breakable
- Protected, powerful spindle with trapezoidal thread
- Re-adjustable double-sided guide
- Anvil base for levelling and compressing work



Jaw width mm	clamping width mm	depth mm	for pipes inch	for pipes mm	kg	No.
120	125	65	3/8 - 1.1/2"	16 - 55	8.7	070705X
140	150	80	3/4 - 2"	27 - 70	15.6	070735X

Pipe Vice

Foldable, with automatic closing hook, upper jaw and lower support jaw milled and hardened. Powerful smooth-running spindle. Durable epoxy-powder coated

- Reliable hold: Pipe support and movable upper jaw



For pipes / inch	for pipes / mm	kg	No.
1/8 - 2"	10 - 60	3.7	70710
Spare jaws (contains: 3 pcs.)		0.2	70670
1/8 - 3"	10 - 89	7.9	70712
Spare jaws (contains: 3 pcs.)		0.2	70672
1/8 - 4"	10 - 114	11.7	70711
Spare jaws (contains: 3 pcs.)		0.2	70671

Chain Pipe Vice

Tough, powerful design with V-shaped support, bending device, pipe support, wear-resistant jaws are forged and hardened, powerful chain, quick fastening due to offset lever and pre-tensioning screw, simple conversion to other pipe diameters, extremely robust powder epoxy coating

- V-shaped pipe supports with teeth and bridge prevent undesired bending during clamping
- Exchangeable jaws



For pipes / inch	for pipes / mm	kg	No.
1/8 - 2.1/2"	10 - 76	3.8	70713
Spare jaw		0.7	70734
Spare chain		0.5	70731
1/8 - 4"	10 - 114	6.2	70714
Spare jaw		0.8	70721
Spare chain		0.6	70732
1/8 - 6"	10 - 165	9.3	70715
Spare jaw		0.9	70722
Spare chain		1.3	70733

ROBOY® Clamping Workbench

For on-site repair and service work

- Portable, handy and practical workbench with the smallest dimensions
- Mountable on door frames or walls: Prevents floor damage and saves space
- Pressure plate is coated with rubber to protect against damage
- Spindle with trapezoidal thread for quick adjustment
- With height-adjustable support pipe for additional stability



Parallel Vice (No. 70705X) and rotatable table not included

Model	Dimensions / mm	kg	No.
ROBOY®	650 x 400	14.9	70700

General Purpose Tools

Workbenches

Tripod Uni Workbench


with / without integrated chain vice

- Collapsible, extremely stable frame
 - Attachment of various tools is possible
 - Screw fixture for 1" pipe to enable overhead support of the unit
- without integrated chain vice**
- Bending of pipes Ø 3/8" - 1/2" - 3/4"
- without integrated chain vice**
- Bending of pipes Ø 3/8" - 1/2" - 3/4"
 - Universal vice attachments applicable for pipe vice (No. 70710) and chain pipe vices (No. 70713, 70714, 70715)

Working Unit

with pipe vice 1/8 - 2"

- Collapsible, stable, non-slip frame,
- with folding pipe vice, bending holes and large tool tray



Model	kg	No.
Tripod universal workbench with chain vice	16.0	70752
Tripod universal workbench without chain vice	15.3	70751
Tool 1/8" - 2"	21.0	70740

Telescopic Workbench

- Stable, collapsible steel tube frame with the smallest dimensions
- Portable, handy and practical
- With tough beech wood plate for an optimal work surface
- Steel edges all around: ideal for vice machining
- Individually removable supporting legs for working steps with ease



Model	Size mm	kg	No.
Telescopic workbench	700 x 450 x 30	17.4	070699X

Universal Workbench

- Stable and tough, easy to transport: collapsible tubular frame
- Optimum work surface: work plate made of processed beech wood
- Model "Pipe-fitter" Steel edges all around: ideal for vice machining



Model	Size mm	kg	No.
Installer	1,200 x 550 x 835	30	070690X
Pipe-fitter	1,000 x 700 x 835	32	70696
Pipe-fitter	1,200 x 750 x 835	38	70698

General Purpose Tools

General Aids & Tool Bags

Hemp Dispenser with Roll / Teflon Sealing Tape



No. 70623



No. 855360

Model		No.
Roll 40 g / 40 m	1	70623
12 m on plastic bobbin	1	855360

All-purpose Marker

Writes on tile and glass



Carpenter Pencil



Model		No.
All-purpose Marker	1	856911
Carpenter pencil	1	856907

Cutter Knife



Model		No.
Cutter knife incl. 4 blades, 18mm	1	150000087
Blades for cutter knife (10 pcs.)	1	1500001299

Trendy Tool Bag

- Lots of storage room for all your tools

Tool Bag

- Offers a lot of pockets and tool holders with a waterproof plastic bottom

Tool Bag, small

- Offers a lot of pockets and tool holders with a waterproof plastic bottom

Heavy Duty

- Especially stable with the stable plastic bottom



Volume: ca. 42 l



Volume: ca. 30 l



Volume: ca. 15 l



Volume: ca. 30 l

Model		No.
Trendy Tool Bag (380 x 300 x 370 mm)	1	402311
Tool Bag (450 x 285 x 335 mm)	1	1500001320

Model		No.
Tool Bag, small (280 x 360 x 230 mm)	1	1500002182
Heavy Duty Tool Bag (620 x 250 x 350 mm)	1	402317

Tool Box Apprentice

- Lots of storage room for all your tools

Belt Bag

- Very light, handy bag for the most important tools
- Keeps the tools organized and easy to grab when needed



Volume: ca. 2.5 l

Trendy Shouldertoolbox

- Very light, handy bag for the most important tools

Tool Roll Cover

- Ideal for hand tools with straps and flaps inside the roll cover



Volume: ca. 11 l



Model		No.
Tool Box Apprentice	1	402312
Belt Bag (250 x 120 x 310 mm)	1	1500001460
Belt for Belt Bag	1	1500001461

Model		No.
Trendy Shouldertoolbox (250 x 220 x 140 mm)	1	402308
Tool roll cover (730 x 300 mm)	1	1500001468

General Purpose Tools

Tool Bags

Service Case, 67 parts

High-quality hard protective service case with all round edge protection, solid and hardened aluminium frame and ergonomic handle

- 2 tool boards with 4 sides for adding tools
- 1 bottom case for modular arrangement
- 1 document case in cover
- Dimension: 470 x 200 x 360 mm

Tested in continuous operation up to 25 kg



Set (No. 100000430) includes: Bricklayer's Chisel, Hole Punch (32 mm), One-handed Pipe Wrench STILLSON (14"), corner pipe wrench Super "S" (1"), Adjustable Wrench (10", with up to 29 mm), Ratchet Spanner open (ROCKLICK, 13 mm and 17 mm), ROGRIP "S" (7", 10"), ROCUT TC 42 (6 - 42 mm), carpenter pencil (graphite, 240 mm), wooden ruler (2 m), Cutter Knife, measuring tape ROMATIC (3 m), aluminium spirit level (400 mm), Screwdriver Set EUROLINE (2 x PH, 4 x Slot), Basin Nut Wrench (3/8 - 1"), Express Spanner (M10, with 17 x 19), MINICUT I Pro (3 - 16mm), TUBE CUTTER 35 DURAMAG (6 - 35 mm), Saw Bow ROBO Super (SW 300), 10x Hand saw blade BI-METAL HSSE 4 Plus (300 mm), Hammer with hickory wooden handle (300 g), Ratchet 1/2", R/L, Uni small saw, PUK, adjustable, with blade (190 / 310 mm), 12x Saw Blade for PUK saw (metal, 150 mm / 32Zp), Allen Key Set, fold-up (7 pcs., 2.5 - 10 mm), PLASTICUT PVC (50 mm), Basin Nut Wrench (10 - 32 mm), Tap Extension Key (SW 12 x 17), Combination Pliers (180 mm), scraper (40 mm), Edge Cutter (160 mm), Combination Spanner Set (8 - 22, 8 pcs.), Service Case, dimensions: 470 x 200 x 360 mm

Model		No.
Service Case, 67 parts	1	100000430

General Purpose Tools Set, 57 parts

Tool bag with a lot of pockets and tool holders with a waterproof plastic bottom. The set offers a good selection of high quality tools for every craftsman.



Set (No. 1000001425) includes: TUBE CUTTER 35 DURAMAG (6 - 35 mm), UNI-stepped key + ratchet, Uni- small saw PUK, 10 x Saw blade for PUK-Saw metal, Saw bow ROBO Super, 10 x saw blades BI-METALL HSSE 4 Plus, Express spanner (M10, SW 17 x 19), Screwdriver-Set EUROLINE (2 x PH, 4 x Slot), Spirit level, Carpenters pencil, Flexible ruler, Minicut I Pro (3-16 mm), Profi Universal knife, Hammer with hickory wooden handle, Electrician chisel, flat, Sanitary four way key, ROGRIP M XL (3.1/2"), ROGRIP M10", ROGRIP M7", ROCUT TC 42 (0-42mm), Double-end box wrench set (10 pcs., 6-32 mm), Tool Bag (450 x 285 x 335 mm)

Model		No.
General Purpose Tools Sets, 57 parts	1	1000001425

Apprentice Set, 50 parts

Tough installation toolbox completely equipped with all the tools the craftsman needs

- Extensive and practical tool assortment
- Case made of galvanized steel
- Dimension: 530 x 200 x 200 mm



Set (No. 19166) includes: Water pump wrench type "SP" 10", corner pipe wrench Super "S" (1"), ALU-spirit level, anodized. (500 mm), hacksaw frame (300 mm), 10 x HSSE 4 PLUS saw blades, fitter's hammer (300 g), Lump hammer (1250 g), PUK-hacksaw (290 mm) + 12 x saw blades, basin nut wrench, stone chisel (300 x 16 mm) flat, express spanner, UNI-stepped key + ratchet, EUROLINE screwdriver set (Phillips), chassis punch (32 mm round), Allen key set, 7 -piece, wooden ruler (2m), carpenter pencil, TUBE CUTTER 35 (6-35 mm), MINICUT I PRO (3-16 mm), extension key, corner pipe wrench Super "S" (1.1/2"), cutter knife, ROGRIP F (10"), installer toolbox, dimensions: 530 x 200 x 200 mm

Model		No.
Apprentice set, 50 parts	1	19166

General Purpose Tools Set, 13 parts

Compact tool bag with a lot of pockets and tool holders with a waterproof plastic bottom. The set offers a good selection of high quality tools for every craftsman.




Set (No. 1000001745) includes: Screwdriver Set EUROLINE, Water Pump Plier SP, 10", Water Pump Plier SP, 7", Professional cutter knife, MINI MAX Tube Cutter, 3-28mm, GRATFIX HSS with spare blade, Ring Ratchet Express Spanner, M10, 17x19, Sanitary Four Way Key multifunctional 3/8-1", Flexible ruler, wooden, 2m, Aluminum Spirit Level, Carpenter pencil, Safety glasses-UVEX, Tool bag 280x360x230mm

Model		No.
General Purpose Tools Sets, 13 parts	1	1000001745

ROCASE Case System

	ROCASE 4212	ROCASE 4414	ROCASE 6414	ROCASE 6427
				
	No. 1300003334	No. 1300003541	No. 1300003336	No. 1300003337
Outer dimension:	390 x 190 x 120 mm	390 x 390 x 140 mm	590 x 390 x 140 mm	590 x 390 x 270 mm
Inner dimension:	377 x 150 x 100 mm	348 x 352 x 122 mm	548 x 352 x 122 mm	548 x 352 x 250 mm
Volume in l:	5.7 l	14.9 l	23.5 l	48.2 l
Weight:	0.63 kg	1.30 kg	1.89 kg	2.64 kg
Colour:	red, anthracite	red, anthracite	red	red
Quantity of inlays (currently changed):	7	14	6	1



Model		No.
ROCASE 4212 red, without inlay 39 x 19 x 12 cm	1	1300003334
ROCASE 4212 anthracite, without inlay, 39 x 19 x 12 cm	1	1300003649
ROCASE 4414 red, without inlay 39 x 39 x 12 cm	1	1300003541
ROCASE 4414 anthracite, without inlay, 39 x 39 x 14 cm	1	1300003338
ROCASE 6414 red, without inlay, 59 x 39 x 14 cm	1	1300003336
ROCASE 6427 red, without inlay, 59 x 39 x 27 cm	1	1300003337

General Purpose Tools


Case System

ROCASE Shoulder belt

Model		No.
ROCASE Shoulder belt with logo	1	1500002239



No. 1500002239



No. 1500002450

ROCASE 4212/4414 pluck foam inlay

Model		No.
ROCASE 4212 pluck foam inlay	1	1500002449
ROCASE 4414 pluck foam inlay	1	1500002450

ROCASE 4414 with Tray and ROBOX

Set includes: ROCASE 4414, 2 x ROBOX Tray, 12 x ROBOX B2350 (No. 1500002641)

Model		No.
ROCASE 4414 red, with 2 Trays and ROBOXES	1	1000002108



No. 1000002108



No. 1000002109



No. 1500002763



No. 1500002641

ROBOX Set for ROCASE 4414

Set includes: of: 1 x ROBOX Tray, 6 x ROBOX B2350 (No. 1500002641)

Model		No.
ROBOX Set for ROCASE 4414	1	1000002109

ROBOX

Model		No.
ROBOX B2350, 192 x 114 x 50 mm	1	1500002641
ROBOX B2650, 364 x 114 x 50 mm	1	1500002763

Hand tool kit 4414, 18 parts

Tool set in the ROCASE system with useful bags and tool holders.

KEY FEATURES:

- Wide and practice-oriented tool range
- Dimensions: 390 x 390 x 140 mm

Set (No. 1000001955) includes: TUBE CUTTER 35 DURAMAG, ROCUT TC 42, ROGRIP M7", ROGRIP M10"), ROGRIP XL, Pipe Wrench 1", Uni Stepped Key Set and Ratchet, SWO Adjustable Wrench, Screwdrivers Set EUROLINE, Standard Spirit Level 430mm, ROMATIC and ruler, Shoulder Belt with Logo. In ROCASE completely.



Model		No.
Hand tool kit 4414, 18 parts	1	1000001955

ROCASE Sets with ROBOX 5

The ROCASE Sets contain separate Handtool and Trimming Sets for pipe working

KEY FEATURES:

- Handy and reusable individual packaging of the tool sets
- Case with click-system for easy transport



Set (No. 1000002195) includes: ROCASE 4414 red without inlay and holder (1300003541), Plier Set 3 pcs. (Super S 1"), ROBOX (1000002188), TUBE CUTTER TC 35 + Cutting Wheels, ROBOX (1000002190), MINICUT I PRO + MINI MAX, ROBOX (1000002191), TUBE CUTTER INOX + Cutter Wheels, ROBOX (1000002192), Plastic Tube Shear ROCUT TC 42, ROBOX (1000002193), 17 pcs. Socket Set 1/4" (1000002180, 53 pcs. Special Application Bit Set 1/4" (1000002181), 10 pcs. Colour Ring Bit Set 1/4" (1000002182), ROBOX B2350 (1500002641)

Set (No. 1000002196) includes: ROCASE 4414 red without inlay and holder (1300003541), Plier Set 3 pcs. (Super S 1"), ROBOX (1000002188), TUBE CUTTER TC 35 + Cutting Wheels, ROBOX (1000002190), MINICUT I PRO + MINI MAX, ROBOX (1000002191), TUBE CUTTER INOX + Cutter Wheels, ROBOX (1000002192), 38 pcs. Socket and Hexagonal Key Set, 1/2", Tray (1000002183)

Set (No. 1000002197) includes: ROCASE 4414 red without inlay and holder (1300003541), Plier Set 3pcs. with ALUDUR, ROBOX (1000002189), TUBE CUTTER TC 35 + Cutting Wheels, ROBOX (1000002190), MINICUT I PRO + MINI MAX, ROBOX (1000002191), TUBE CUTTER INOX + Cutter Wheels, ROBOX (1000002192), Plastic Tube Shear ROCUT TC 42, ROBOX (1000002193), 17 pcs. Socket Set 1/4" (1000002180, 53 pcs. Special Application Bit Set 1/4" (1000002181), 10 pcs. Colour Ring Bit Set 1/4" (1000002182), ROBOX B2350 (1500002641)

Set (No. 1000002198) includes: ROCASE 4414 red without inlay and holder (1300003541), Plier Set 3pcs. with ALUDUR, ROBOX (1000002189), TUBE CUTTER TC 35 + Cutting Wheels, ROBOX (1000002190), MINICUT I PRO + MINI MAX, ROBOX (1000002191), TUBE CUTTER INOX + Cutter Wheels, ROBOX (1000002192), 38 pcs. Socket and Hexagonal Key Set, 1/2", Tray (1000002183)

Set (No. 1000002199) includes: ROCASE 4414 red without inlay and holder (1300003541), Plastic Tube Shear ROCUT TC 42, ROBOX (1000002193), 17 pcs. Socket Set 1/4" (1000002180), 53 pcs. Special Applic. Bit Set 1/4" (1000002181), ROBOX B2350 (1500002641), Plier Set 3 pcs. (Super S 1"), ROBOX (1000002188), TUBE CUTTER TC 35 + Cutter Wheels, ROBOX (1000002190), MINICUT I PRO + MINI MAX, ROBOX (1000002191)

Set (No. 1000002223) includes: ROCASE 4414 red without inlay and holder (1300003541), Plastic Tube Shear ROCUT TC 42, ROBOX (1000002193), 17 pcs. Socket Set 1/4" (1000002180), 53 pcs. Special Applic. Bit Set 1/4" (1000002181), ROBOX B2350 (1500002641), Plier Set 3 pcs. (Super S 1"), ROBOX (1000002188), TUBE CUTTER TC 35 + Cutter Wheels, ROBOX (1000002190), TUBE CUTTER INOX TC35 + Cutting Wheels, ROBOX (1000002222)

Model	kg	No.
103 pcs. Handtool Set with Corner Pipe Wrench, ROCASE	7.07	1000002195
57 pcs. Handtool Set with Corner Pipe Wrench, ROCASE	9.14	1000002196
103 pcs. Handtool Set with One Handed Pipe Wrench ALUDUR, ROCASE	7.17	1000002197
57 pcs. Handtool Set with One Handed Pipe Wrench ALUDUR, ROCASE	9.14	1000002198
94 pcs. Handtool Set with MINICUT and MINI MAX, ROCASE	5.59	1000002199
98 pcs. Handtool Set with INOX TUBE CUTTER TC35, ROCASE	5.61	1000002223

Item	Page	Item	Page
3-elemental Standard Press Jaw	113		
A		C	
Accessories HD 11/90, 13/100, 17/190, 19/180	247	Calculation Examples ROBEND® 3000 / ROBEND® 4000	72
Acetylene Hoses	170	Calculation Examples TUBE BENDER MAXI	71
Adaptor Magazines	234	Carbide-tipped Cutters	238, 242
Adjustable Wrench	291, 314	Carpenter Pencil	337
AIRPROP®	156	Cartridge Extractor Set	318
Allen Key Set	323	Ceramic Protection Hose	234
Allen Key with Cross Handle	323	Chain Pipe Cutter	17
ALLGAS 2000 PS 0.5 / 2 Basic	167	Chain Pipe Vice	335
ALLGAS 2000 PS 0.5 / 2 Compact	165	Chain Pipe Wrench 4" R/L	307
ALLGAS 2000 Set	164	Chain Pipe Wrench "HEAVY DUTY"	307
ALLGAS 2000 Welding Tips	165	Chain-spinning Heads	238, 241
ALLGAS Mobile Pro	166	Chisel	332, 334
All-purpose Marker	337	Clutch Jaws	234
Ammonia stone	172	Clutch Jaws for R 750	234
Analogue Manifolds	280	COMBI KIT Expander / Tee-Extractor	92
Apprentice Set, 50 parts	338	Combination Pliers	322
Automatic Ratchet Telescopic Pipe Cutter	17	Common threads	293
B		Concrete / Masonry Fixing Set	49
Ball Head Cutter	242	Controlled press cycle	103
Band Saw Blades for PORTACUT 185 BSR / BSP	27	Conversion table pressure / temperature	293
Basic Clamping Set	267	Copper Rings 1.1/4"	49
Basic Clamping Set 110 mm	263	Copper Tube Bending Springs	61
Basic Clamping Set (special accessories)	265	Cordless Impact Wrench	328
Basin Nut Wrench	320, 321	Corner Pipe Wrench 45°	305
Battery, Mains Adaptor & Charger for ROCAM® 4 Plus	211	Corner Pipe Wrench 45° "SUPER S"	305
Bending segmentse ROBULL Typ ME	67	Cross-blade Cutter, serrated	238, 240
Bending Spray	61	Cutter Knife	337
Blowback Prevention	171	Cutter Wheels	253
Bolt Driver	311	Cutting Disc Assortment	330
Bottle Connection and Adaptors	290	Cylinder Pressure Reducer	171
Brush Attachments	211	Cylinder Transport Trolley	170
Bulb Auger	238, 239	D	
Burners Cleaner	172	Deburrer Adaptor I / II	31
Burner Tube Extensions	160	Double-end Box Wrench Set	315
		Drain Cleaning Tool Set L	243
		Drill Bit Extensions	50
		Drop-head Auger	239
		Dual Hoses A/O	170
		DURA LAZR TEC	110
		DX-High Speed Plus Universal Drill Bits	38, 47

Item	Page	Item	Page
E			
Edge Cutter	322	Hand-held Welding Mirror	172
Electro-Hydraulic Expander Pistol H1	90	Hand Roll Groover 1 - 12"	142
Electronic Control	103	Hand tool kit 4414, 18 parts	340
ENORM 4"	20	Hand Wire Brushes	173
EUROLINE®	316	Hard Solder Paste LP 5	176
EUROLINE® IMPAKT	317	Hard Solder Powder HKM	176
EVERCOOL	95	Hard Solder Rings S 2	176
EXPANDER A0	84	Hard Solders	177
Expander-Adaptor Type S	85, 90	HD 11/90	246
Expander Head Compatibility	91	HD 13/100	246
Expander Head Type S	85	HD 17/190	247
Express Spanner	310	HD 19/180 B	247
Extraction Rotor "RODIADUST"	50	Heating Plate	263, 267
Extractor Cam Pincer	95	Heating Spigots & Sockets (Form A) for P 63 S-6	257
Extractor Support	95	Heavy Duty Tool Bag	337
F			
Fitter's Hammer	334	High Speed Plus Natural Stone	46
Fitting Key	308	HM Cutter Blade Inserts	253
Fitting Solders	175	HM-Stone Drill	328
Fitting Soft Solder according to EN standard	174	House Connection Test Set	190
Fittings Soft Solder Flux	175	HSS Bimetal	30
Fittings Wrench 90°	308	HSS Bimetal Hole Saws	326
Flame Reflectors	173	HSS Bimetal Hole Saws - Adaptor Holder	326
Flange Adaptor Clamping Unit	263	HSSE 4 Plus	26
Flanged Riveted Expander Heads	85	Hydraulic Expander System H 600	89
Flare connections	292	Hydraulic controls for butt welding	268
Flaring and Bending Set	98	I	
Flexible Pipe Welding Attachments	165	INOX PROFI PLUS	330
Flux Brush	176	INOX SUPER 1.1/4" and 2"	20
Folding rule	320	INOX TUBE CUTTER	19
Four-blade Cutter	240	INOX TUBE CUTTER 30 PRO	18
Funnel Auger	238, 239	INOX TUBE CUTTER 35 / 42 PRO	19
G			
General Purpose Tools Set, 13 parts	338	Insulation Stripper	322
General Purpose Tools Set, 57 parts	338	Interchangeable Press Jaws Compact	112
GRATFIX HSS/UNIGRAT	32	Internal Brushes for Copper Pipe	173
Grease Cutter	240	J	
Grooved Water Pump Pliers CL	303	Jacket Pipe Cutter	24

Index

Alphabetical

Item	Page	Item	Page
L			
Lightweight Steel Cylinders, filled	170	Oxy-Acetylene Hoses	170
Long Nose Pliers	322	Oxygen Hoses	170
Lump Hammer	334	Oxygen Refilling Bend	171
M			
Magnet Welding Mirror	172	P	
Manifold Sets	280	Parallel Vice	335
Manual Drain Cleaner Type 3 S	224	Phillips Screwdriver	316
Manual Trimmer Unit	263	Pipe Cutters, Cutting Wheels and Spare Parts	21
MAPP® Gas	154	Pipe Roughing Wrench 3/8 - 2"	141
Maxigas 400	155	Pipe Supporting Column	141
Metal Saw Frame	26	Pipe Vice	335
MINIBEND	60	Pipe Welding Grip Pliers	309
MINICUT 2000	16	Pipe Wrench 90°	305
MINICUT I PRO / II PRO	16	Plastic Pipe Chamfering Unit	32
MINI MAX	16	PLASTICUT PVC	25
Mini-Modul ROCAM® Plus 4	209	Plate Fin Comb	291
MSR Internal Bending Springs	61	PORTACUT 185 BSR / PORTACUT 185 BSP	27
MULTI 300 Propane Soft Soldering Kit	159	Power Edge Cutter	322
MULTIBEND Standard Bender 180°	59	POWER FIRE Compact	152
Multigas 110	155	Power threader Ø 1/4 – 2"	132
Multigas 300	155	Pozidriv Screwdriver	316
MULTI MOBILE Set	158	Precision Die Heads	134, 140
N			
Neutralizer Powder	220	Precision Double Flaring Press DB 10	96
NIPPEL MAX	141	Precision Threading Dies	140
Nitrogen Set	282	Pressing Collars Standard	114
Nozzles and Accessories for Quick S and WG 1600E	258	Press Jaws Compact	111
O			
One Handed Corner Pipe Wrench 90°	307	Press Jaws Standard	112
One Handed Pipe Wrench "ALUDUR"	306	Press Jaws Standard Sets	113
One Handed Pipe Wrench "HEAVY DUTY"	306	Pressnavigator App	116
One Handed Pipe Wrench		Pressure Hose Sets	281
OFFSET PATTERN HEAVY DUTY	307	PRISMACUT	38
One Handed Pipe Wrench "STILLSON"	306	Pro Bender	59
One Handed Type R	315	Profssional Sets	304
Open-Ended Wrench Set	315	PROFI PLUS	324
Overview Die Heads / Threading Dies	140	Propane Hose Failure Protection	161
		Propane Hoses	161
		Propane Regulators	161
		Propane Steel Cylinder	161
		Protective Guard for Pressure Reducer	171
		Protective Rubber Cap	171
		Pull bending	72
		Push bending	70

Item	Page	Item	Page
Q			
Quick Clamping Column	49	ROBOLT Bolt Cutter	321
R			
R 80	232	ROBO Mini	26
R 100 SP	232	ROBO Super	26
R 140 B	233	ROBOX	340
R 550	226	ROBOX Plier Sets	304
R 600	226	ROBOY® Clamping Workbench	335
R 650	227	ROBULL MSR Typ E	65
R 750	227	ROBULL MSR Typ ME	67
Ratchet Pipe Deburrer 1/4 – 2"	32	ROBULL Typ E	65
RE 17 Cutting Tips and Heating Burners	169	ROBULL Type E / ROBULL MSR Type E	64
RE 17 Three-gas System AMS 5/5	168	ROBULL Typ ME	67
RE 17 Three-gas System AMS 5 and 10	168	ROBULL Typ ME / ROBULL MSR Typ ME	66
RE 17 Three-gas System AMS 10/100	168	ROCADDY 120 / ROCADDY 120 Digital	278
RE 17 UNIVERSAL Pipe Welding Set	169	ROCAL 20 / ROMATIC 20	219
RE 17 Welding Attachments	169	ROCAL Acid Multi / Plus	220
RE 17 Welding attachments, bendable	169	ROCAM® 4 Plus - 30 m	208
RE 17 Wing-lever Cutting Attachment	169	ROCAM® 4 Plus - 65 m	209
Recovery of Refrigerant	286	ROCAM® Camera Heads	210
Reducer Clamping Inserts	263, 265	ROCAM® EXPANDER Power Torque	78
Reducer Clamping Insert Set	267	ROCAM® EXPANDER Power Torque sets	79
Reeling Flaring Tool	98	ROCAM® PE-X EXPANDER Power Torque	79
Refilling Adaptor	161	ROCASE 4212/4414 pluck foam inlay	340
Refrigerant data from CFC-alternative refrigerants	292	ROCASE 4414 with Tray and ROBOX	340
Refrigerant for Air-conditioning Units	288	ROCASE Case System	339
Replacement Safety Foot Switch	141	ROCASE Sets with ROBOX	341
Retrieving Auger	238, 239	ROCASE Shoulder belt	340
Ring Ratchet Express Spanner	310	ROCHECK	318
Ring Spanner	314	ROCLEAN Funktion	218
Riveted Expander Heads H2	90	ROCLICK	313
RO AG8000 Cordless Angle Grinder	329	ROCLICK Key	314
ROAIRVAC	284	ROCOOL 600	279
ROAIRVAC Serie	285	ROCUT®	22
ROBEND® 3000/4000 Bending Formers	70	ROCUT® 110	253
ROBEND® 4000	68	ROCUT® 110 / ROCUT® 160	252
ROBEND® 4000 Sets	69	ROCUT® 160	253
ROBEND® H+W PLUS	62	ROCUT® TC 26 / TC 32 PS 26 / PS 42 S / PS 35 S	23
ROBEND® H+W PLUS Bender	63	ROCUT® TC 50 / TC 75 Professional	23
ROBIT PRO	324	ROCUT® TC 63 Professional	23
ROBIT PRO Torsion	324	ROCUT® UKS 160 / 355	254
		ROCUT® XL	254
		RO DD60 Cordless Drill Driver	323
		RODIA CLEANER 1400	51
		RODIACUT® 150 / RODIADRILL 160	40

Index

Alphabetical

Item	Page	Item	Page
RODIACUT® 150 / RODIADRILL 200	40	ROLOCK Expander Head	83
RODIACUT® 250 / RODIADRILL 200	42	ROLOCK EXPANDER Power Torque	80
RODIACUT® 250 / RODIADRILL 500	42	ROLOT® S 2	177
RODIACUT® 400 PRO / RODIADRILL 500	44	ROLOT® S 2, CuP 279	177
RODIADRILL 160	41	ROLOT® S 5	178
RODIADRILL 200	41, 43	ROLOT® S 5, CuP 281	178
RODIADRILL 500	43, 45	ROLOT® S 15, CuP 284	178
RODIADRILL Ceramic	39	ROLOT® S 94, CuP 179	177
RODIA DRY CLEANER 1600	51	ROLUB Anti-Block Special Guide Shoe	63
RODOKIT Set	319	ROMATIC and folding rule	320
RODRUM M & L	230	ROMAX® 3000 AC	108
RODRUM M & L Drums	231	ROMAX® 4000	106
RODRUM S	228	ROMAX® 4000 Set Basic 1 EU	107
ROFIRE®	153	ROMAX® AC ECO	109
ROFIRE® PIEZO	153	ROMAX® Compact TT Set Basic I EU	105
ROFIRE® Swivel PRO Cyclone Piezo	152	ROMAX® Compact TT (TWIN TURBO)	104
ROFIRE® Swivel PRO Twin	152	ROMAX® EXPANDER AC ECO MAXI	86
ROFIX Adaptor	134	ROMAX® Expander Compact	87
ROFIX SANISET Profi	312	ROMAX® Expander Compact Basic Sets	88
RO FL180 Cordless LED Lamp	333	RONOL®	135
ROFLAME PIEZO	152	RONOL® SYN	135
ROFLARE REVOLVER	97	ROOFING-Set	160
ROFROST® Dry Ice Set	197	ROPOWER® 50 R	136, 137
ROFROST® Freezer Heads	197	ROPOWER® HANDY	224
ROFROST® Handy	197	ROPOWER® Profile Cable	237
ROFROST® Heat Conductive Paste	196	ROPULS eDM App	217
ROFROST® TURBO 1.1/4"	194, 195	ROPULS eDM flushing compressor	216
ROFROST® TURBO 2"	194, 195	ROPULS Flushing Compressor	217
ROFROST® TURBO Reduction Inserts	196	ROPUMP®	222
ROFUSE 400 / 1200 TURBO	260	ROPUMP® SUPER PLUS	222
ROGRAT-MSR Deburrer and Chamfering Tool	33	RO-QUICK	312
ROGRIP F	300	ROREC	286
ROGRIP M	300	ROREC PRO Digital	287
ROGRIP Plier Sets	304	RO RH4000 Cordless Rotary Hammer	331
ROGRIP S	301	ROSCALE 120	289
ROGRIP XL	301	ROSCOPE® i2000	202
ROGROOVER 1 - 6"	142	ROSCOPE® i2000 Module 25/16	206
ROGROOVER 1 - 12"	143	ROSCOPE® i2000 Module 25/22	205
ROKLIMA® MULTI 4F	276	ROSCOPE® i2000 Module ROLOC PLUS	207
ROLEAK	283	ROSCOPE® i2000 Module ROSCAN 150	207
ROLeak Aqua Plus	190	ROSCOPE® i2000 Module TEC	205
ROLEAK Pro	283	ROSCOPE® i2000 & ROCAM® 4 App	203, 204
Rolling Skids	211	ROSLICE®	18

Item	Page	Item	Page
ROSOL 1 S	175	ROWELD® type Premium CNC	269
ROSOL 3	175	ROWELD® type Professional	268
ROSOLAR PUMP / ROSOLAR PUMP PLUS	221	ROWONAL Care and Rust Remover	235
ROSOL Soldering Paste	175	ROXY 400 L	167
ROSPI® H+E PLUS	223	RP 30	185
ROSPIMATIC	225	RP 50-S / RP 50-S INOX	183
ROSPI® R 36 Plus	224	RP PRO III	184
ROTEST®	191		
ROTEST® Electronic 3	191	S	
ROTEST® GW 150/4	188	Safe Cut	330
ROTEST® GW Digital V3	186	Safety Igniters	171
ROTEST® GW Digital V3 - RoData Mobile App	187	Safety Propane Handles	161
ROTEST® GW Digital V3 - RoData V3 PC-Software	187	Safety T-Couplings	245
ROTHENBERGER Battery Platform Accessories	333	SANIFRESH	290
ROTHENBERGER High-Performance		SANIGRIP / SANIGRIP PL	308
Drain Cleaning Spirals	236	SANI KIT	128, 129
ROTHENBERGER Lockring	237	Sanitary Four Way Key	311
ROTHERM 2000	162	Schrader Valve Tool	291
ROTHERM 2000 Soft Soldering Set	163	Screwdrivers Sets	316
ROTIGER VARIO Electronic	28	Screw Extraction Sets	325
ROTORQUE AIRCON / REFRIGERATION	99	SDS-Plus Hammer Drill	49, 332
ROTRAC 28 / 42	16	Sealing Grip Pliers	309
ROTURN	313	Separating Pin	235
ROVLIES® Cleaning Pads	173	Serrated Forked Cutter	242
ROWELD® HE Heating Plates	255	Service Case, 67 parts	338
ROWELD® Manual welding extruder		Set Components	189
with integrated air supply	271	Sheet Metal Crimping Pliers	321
ROWELD® P 63 S-6 Sword	256	Shoulder Toolbox "Trendy"	337
ROWELD® P 63 S-6 Sword Sets	257	Silver Hard Solders	
ROWELD® P 110	262	Ag 134 / S 34 Cu / S 34 Cu U flux-covered	179
ROWELD® P 110 Basic Machine	263	Silver Hard Solders	
ROWELD® P 125	255	Ag 145 / S 45 Cu / S 45 Cu U flux-covered	179
ROWELD® P 160 SANILINE	264	SMK-Spirals	237
ROWELD® P 160 SANILINE Basic Machine	265	Soldering Flux and Container	
ROWELD® P 160 SANILINE Conversion Kit	265	for Hydrochloric Acid	172
ROWELD® P 250 A	266	Space Welding	38
ROWELD® P 250 A Set Basic machine		Spade Head Cutter	238, 240
with trimmer unit	267	Spare Extractor Hooks	94
ROWELD® P 315 W / P 315 W CNC	270	Special Diamond Drills for Tiles and Natural Stone	49
ROWELD® P 630 W	270	Special Pipe Saw Blades	30
ROWELD® Quick S / WG 1600 E	258	SPEED STAR DX	38, 48
ROWELD® ROFUSE Sani 160	259	Spiral and Tool Sets	244
ROWELD® type Premium	269	Spiral Baskets	235

Index

Alphabetical

Item	Page	Item	Page
Spiral Guide Gloves	235	T	
Spiral Guide Hoses	234	Tap Reseating Tool	319
Spiral Reducing / Extension Pieces	245	Tee-Extractor	94
Spiral Retrieving Device	235	Tee-Extractor Ratchet	95
Spirals 8 mm / 10 mm	245	Tee-Extractor Sets	93
Spiral Sawtooth Cutter	238, 240	Telescopic Basin Nut Wrench	321
S-SMK-Spirals	237	Telescopic Workbench	336
S-Spirals	237	Telescoping Guide Tubes	235
Standard Bender 180°	60	Threading Dies	134
Standard Expander Head	82	Thread Interfaces	49
Standard Solder according to EN ISO standard	174	Tool Bag, small	337
Standard-Spirals	237	Tool Box Apprentice	337
Standard Spirit Level	320	Toolkit Sets	325
Standard Two Handed Bender 90°	59	Tool Roll Cover	337
STEP EXPANDER A1	86	Tool Set Climate I + II	281
Straight Auger	239	Tool Set L	243
Strap and Fittings Wrench	309	Tool Set S	243
SUPER 1.1/4" and 2"	20	Torch Spanner	172
SUPER CUT	126	Torque Wrench Set	99, 290, 313
SUPER CUT Ratchet Arm	129	Tower Pincers / Concreter's Nippers	321
SUPER CUT – Sets Ø 1/2 - 1.1/4"	127	TP 25	185
SUPER CUT – Sets Ø 3/8 - 1.1/4"	127	Trendy Tool Bag	337
SUPER CUT – Sets Ø 3/8 - 2"	127	TRENNBOY 300	27
SUPER FIRE 3	148	Trimmer Adaptor (special accessories)	265
SUPER FIRE 3 Basic Set	149	Tripod Stand	234
SUPER FIRE 3 Burners	148	Tripod Uni Workbench	336
SUPER FIRE 3 HOT BOX	149	TUBE BENDER	56
SUPER FIRE 3 MAPP® Set	149	TUBE BENDER Bending segments	56
SUPER FIRE 4	150	TUBE BENDER MAXI	57
SUPER FIRE 4 Basic Set	151	TUBE BENDER MAXI Bending segments	57
SUPER FIRE 4 HOT BOX	151	TUBE BENDER MAXI MSR Set	58
SUPER FIRE 4 MAPP® Set	151	TUBE CUTTER 30 PRO / 50	17
Supergas C 200 TSS	155	TUBE CUTTER 35 / 42 Pro	14
SUPERTRONIC® 2 SE / 3 SE / 4 SE	138	TUBE CUTTER 35 DURAMAG® Counter Display	15
SUPERTRONIC® 2 SE	139	TUBE CUTTER 35 MSR / 42 PRO MSR/42 PRO PVC	25
SUPERTRONIC® 3 SE	139	TUBE CUTTER 42 XL	15
SUPERTRONIC® 4 SE	139	TUBE CUTTER 67 / 125 / 168 PL Automatic	24
SUPERTRONIC® 1250	130	TUBE CUTTER CSST	19
SUPERTRONIC® 1250 Set	131	TURBOPROP	157
SUPERTRONIC® 2000	132	Two-way Root Cutter	238, 242
SUPERTRONIC® 2000 Set	133		
Surface-Heating Burner Heads	160		
SWO Adjustable Wrench	314		

Item	Page
U	
UNICUT HM	327
UNICUT HM	327
UNIDRILL®	326
UNIDRILL®	328
UNIDRILL® Automatic 28 / 42	95
UNI Small Saw "PUK"	26
UNI Stepped Key Set	310
Universal Flaring Tool	98
Universal Grip Wrench	321
UNIVERSAL HSS Bimetal / TCT TIGER SAW BLADES	30
Universal Internal & External Deburrer	31
Universal ROTIGER VARIO Electronic	29
Universal Workbench	336
V	
Vacuum Pump RODIA-VAC	49
Vacuum-Sets	49
VDE Screwdriver Set	317
Vices	335
W	
Water Extraction Systems	50
Water Pump Pliers SP	302
Water Pump Pliers Type SPK	303
Water Supply	50
WC-BLITZ RO-3 Toilet Auger	224
Welding blanket	173
Welding Goggles EN 166	172
Working Unit	336

Index

Numerical

No.	Page	No.	Page	No.	Page	No.	Page	No.	Page
O		015294X	116	015534X	116-121	070699X	336	11018	82
011180X	92	015302X	116-121	015580X	116-121	070705X	335	11020	82
011186X	92	015304X	116-121	015581X	116-121	070735X	335	11022	82
011194X	92	015306X	116-121	015582X	116-121	070780X	127	11028	82
015060X	113	015307X	116-121	015583X	116-121	070781X	127	11032	82
015062X	113	015308X	116-121	023020X	57	070790X	127	11035	82
015063X	113	015311X	116-121	023021X	57	070821X	134	11038	82
015068X	113	015312X	116-121	023022X	57	070822X	134	11040	82
015072X	113	015313X	116-121	023090X	57	070823X	134	11042	82
015080X	113	015314X	116-121	023091X	57	070824X	134	11044	31
015101X	115, 117-121	015315X	116-121	030955X	160	070825X	134	11045	31
015102X	115, 117-121	015317X	116-121	035510-A/B	155	070826X	134	11052	82
015103X	115, 117-121	015318X	116-121	035551-A	154, 166	070831X	134	11053	82
015104X	115, 117-121	015321X	115, 117-121	035551-B	154	070832X	134	11054	82
015105X	115, 117-121	015322X	115, 117-121	035551-C	154	070833X	134	11055	82
015106X	115, 117-121	015323X	115, 117-121	035570-A/B	155	070834X	134	11056	82
015151X	115, 117-121	015324X	115, 117-121	035648X	149, 151	070835X	134	11057	82
015152X	115, 117-121	015325X	115, 117-121	035780X	167	070836X	134	11058	82
015153X	115, 117-121	015326X	115, 117-121	035901-A/B	155	070840X	129	11059	82
015154X	115, 117-121	015327X	115, 117-121	045268D	173	070842X	134	11062	82
015155X	115, 117-121	015328X	115, 117-121	053890X	257	070843X	134	11063	82
015161X	115, 117-121	015329X	115, 117-121	053891X	257	070849X	134	11078	86
015162X	115, 117-121	015330X	115, 117-121	053892X	257	070850X	134	11086	86
015163X	115, 117-121	015331X	115, 117-121	053893X	257	070869X	134	11087	86
015164X	115, 117-121	015333X	115, 117-121	053894X	257	070870X	134	11089	86
015180X	115, 117-121	015334X	115, 117-121	053896X	257	070891X	127	11093	86
015181X	115, 117-121	015335X	115, 117-121	053897X	257	070892X	127	11323	85
015182X	115, 117-121	015336X	115, 117-121	055053D	21, 253	070907X	134	11325	85
015183X	115, 117-121	015337X	115, 117-121	055054D	21, 253	070908X	134	11328	85
015211X	115, 117-121	015338X	115, 117-121	055074D	21, 253	070912X	134	11332	85
015212X	115, 117-121	015339X	115, 117-121	057950X	64	070913X	134	11335	85
015213X	115, 117-121	015351X	116-121	057961X	64	070914X	134	11336	85
015214X	115, 117-121	015352X	116-121	057966X	64	070915X	134	11342	85
015215X	115, 117-121	015353X	116-121	057969X	66	070916X	134	11346	85
015216X	115, 117-121	015354X	116-121	057972X	66	070917X	134	11348	85
015217X	115, 117-121	015355X	116-121	057973X	66	070918X	134	11358	85
015218X	115, 117-121	015357X	116-121	070007D	16, 21	070919X	134	11362	85
015219X	115, 117-121	015358X	116-121	070017D	16, 17, 21	070920X	134	11364	85
015220X	115, 117-121	015362X	116-121	070027(C)	21	070921X	134	11376	85
015222X	115	015364X	116-121	070027C	15	070945X	134	11380	85
015223X	115	015366X	116-121	070027DB	15	070946X	134	11400	84
015224X	115	015367X	116-121	070028D	21, 25	071533D	330	11955	85
015225X	115	015368X	116-121	070031D	24	071534D	330	11958	85
015226X	115	015370X	115, 117-121	070046D	20, 21	071551D	330	11962	85
015227X	115	015371X	115, 117-121	070051D	20, 21	071552D	330	11968	85
015230X	116-121	015374X	115, 117-121	070056D	18, 19, 21	071553D	330	11975	85
015231X	116-121	015376X	115, 117-121	070057D	17, 21	071554D	330	11978	85
015232X	116-121	015377X	115, 117-121	070061D	20, 21	072070X	222	12000	78
015233X	116-121	015378X	115, 117-121	070088D	20, 21	072185F	241	12001	90
015234X	116-121	015379X	115, 117-121	070089D	20, 21	072945X	244	12005	79
015260X	115, 117-121	015380X	115, 117-121	070110X	305	072955X	244	12013	89
015261X	115, 117-121	015385X	115, 117-121	070111X	305	072956X	244	12017	90
015262X	115, 117-121	015389X	115, 117-121	070112X	305	072962X	233, 244	12097	90
015263X	115, 117-121	015391X	115, 117-121	070121X	305	072967X	244	12300	79
015264X	115, 117-121	015392X	116	070122X	305	088840D	18	12302	79
015265X	115, 117-121	015393H	115, 117-121	070123X	305	088841D	18	12303	79
015269X	115, 117-121	015393X	115, 117-121	070124X	305	088842D	18	12304	79
015271X	116-121	015394X	116	070130X	304			12305	79
015277X	116-121	015395X	115, 117-121	070131X	305	1		12309	79
015280X	116-121	015396X	116	070132X	305	11004	84	12310	79
015281X	116-121	015397X	116	070133X	305	11006	31	12311	79
015282X	116-121	015398X	115, 117-121	070134X	305	11007	85, 90	12317	79
015283X	116-121	015399X	115, 117-121	070135X	304	11008	82	12318	79
015284X	116-121	015401X	115, 117-121	070140X	304	11010	82	12320	79
015291X	116	015530X	116-121	070188D	21, 25	11012	82	12321	79
015292X	116	015531X	116-121	070522D	303	11014	82	12322	79
015293X	116	015532X	116-121	070528D	302	11015	82	12323	79
		015533X	116-121	070690X	336	11016	82	12324	79

No.	Page	No.	Page	No.	Page	No.	Page	No.	Page
12326	79	14121	33	2		21654	32	23010	57
12327	79	14122	33		21300	327	21655	32	23011
12328	79	14123	33	21305	328	21660	32	23012	57
12335	79	14124	33	21307	328	22010	94	23013	57
12336	79	14126	33	21313	328	22012	94	23014	57
12337	79	14132	33	21316	327	22014	94	23047	57
12338	79	14133	33	21317	327	22015	94	23050	58
12339	79	14134	33	21318	327	22016	94	23051	58
12341	79	14136	33	21319	327	22018	94	23052	58
12400	80	14137	33	21320	327	22028	94	23053	58
12408	83	14230	33	21321	327	22035	94	23065	58
12410	83	14250	33	21322	327	22038	94	23076	58
12412	83	14260	33	21323	327	22042	94	23080	58
12414	83	14270	33	21324	327	22050	94	23083	58
12415	83	14707	115, 117-121	21325	327	22054	94	23095	58
12416	83	14708	115, 117-121	21326	327	22060	94	24001	56
12418	83	14709	115, 117-121	21327	327	22061	94	24006	56
12420	83	14822	115, 117-121	21329	327	22062	94	24007	56
12422	83	14823	115, 117-121	21330	327	22063	94	24008	56
12428	83	14824	115, 117-121	21331	327	22064	94	24010	56
12432	83	14825	115, 117-121	21332	327	22065	94	24048	56
12435	83	14826	115, 117-121	21333	327	22066	94	24049	56
12438	83	14832	116, 118-121	21334	327	22068	94	24131	56
12440	83	14833	116-121	21335	327	22081	95	24132	56
12442	83	14834	116-121	21336	327	22100	93	24133	56
12452	83	14835	116-121	21337	327	22101	93	24134	56
12453	83	14836	116-121	21339	327	22102	93	24500	63
12454	83	14837	116-121	21340	327	22103	93	24501	63
12455	83	14838	116-121	21341	327	22109	93	24502	63
12456	83	14842	115, 117-121	21342	327	22111	93	24503	63
12457	83	14843	115, 117-121	21343	327	22121	93	24504	63
12458	83	14844	115, 117-121	21344	327	22124	93	24505	63
12459	83	14845	115, 117-121	21345	327	22126	93	24508	63
12462	83	14846	115, 117-121	21346	327	22127	93	24510	63
12463	83	14847	115, 117-121	21347	327	22135	93	24512	63
12500	81	14848	115, 117-121	21348	327	22157	95	24514	63
12503	81	14849	112	21349	327	22159	95	24515	63
12505	81	14852	116	21350	327	22172	95	24516	63
12509	81	14853	116	21351	327	22210	94	24518	63
12511	81	14854	116	21352	327	22212	94	24519	63
12517	81	14855	116	21353	327	22214	94	24522	63
12518	81	14863	115, 117-121	21354	327	22215	94	24552	63
12521	81	14864	115, 117-121	21355	327	22216	94	25075	63
12522	81	14865	115, 117-121	21356	327	22218	94	25076	63
12524	81	14866	115, 117-121	21360	327	22222	94	25078	63
12526	81	14867	115, 117-121	21365	327	22228	94	25120	61, 63, 69
12535	81	14868	115, 117-121	21370	327	22235	94	25130	60
12536	81	14869	112	21375	327	22242	94	25131	60
12537	81	14882	116-121	21380	327	22246	94	25132	60
12538	81	14883	116-121	21385	327	22254	94	25133	60
12541	81	14884	116-121	21386	327	22260	94	25134	60
12601	92	14885	116-121	21387	327	22261	94	25135	60
12602	92	14886	116-121	21388	327	22263	94	25136	60
12604	92	14895	112	21389	327	22264	94	25137	60
12605	92	15017	88	21390	327	22265	94	25140	60
13002	89	15037	88	21391	327	22266	94	25142	60
13100	89	15093	112	21392	327	22267	94	25150	60
14000	33	15094	112	21394	327	22268	94	25151	60
14005	33	15418	88	21395	327	22270	94	25181	61
14102	33	15705	109	21500	24	23001	57	25182	61
14104	33	15714	88	21505	24	23002	57	25183	61
14106	33	15715	88	21545	326	23003	57, 58	25185	61
14107	33	15716	88	21549	95, 326	23004	57	25186	61
14111	33	15730	109	21575	95	23005	57, 58	25190	61
14112	33	15740	109	21583	95	23006	57	25308	63
14113	33	15750	109	21651	32	23007	57	25310	63
14115	33	15760	109	21652	17, 19, 21, 32	23008	57	25312	63
14117	33	19166	338	21653	32	23009	58	25313	63

Index

Numerical

No.	Page	No.	Page	No.	Page	No.	Page	No.	Page
25314	63	31032	157	35424	152	45057	179	53516	257
25315	63	31037	157	35428	153	45220	175	54000	264
25316	63	31042	173	35429	153	45225	175	54001	264
25318	63	31043	173	35432	149	45250	175	54004	264
25319	63	31050	173	35436	149	45252	175	54005	265
25322	63	31090	157	35475	169	45255	175	54006	265
25401	59	31091	156	35476	169	45257	175	54015	265
25402	59	31092	156	35477	169	45266	175	54020	265, 267
25403	59	31094	157	35479	169	45268	173	54040	265
25404	59	32075	159	35480	169	5		54080	265
25405	59	32077	159, 171	35486	159		50260	30	54082
25406	59	32081	161	35487	159	50261	30	54083	265
25441	61	32088	159, 171	35488	159	50263	30	54084	265
25442	61	32098	159	35489	159	50264	30	54085	265
25443	61	32099	159	35490	149	50265	30	54086	265
25444	61	32201	161	35506	153	50266	30	54087	265
25445	61	32207	161	35556	153	50301	29	54088	265
25446	61	32223	161	35580	167	50302	29	54089	265
25612	70	33079	161	35585	167	50305	28	54090	265
25614	70	33310	161	35611	176	50306	28	54091	265
25615	70	33311	170	35629	165	50311	28	54230	259
25616	70	33312	170	35634	171	50312	28	54950	253
25618	70	35012	152	35635	170	52000	23	54960	253
25619	70	35016	152	35636	161	52005	23	54961	253
25620	70	35140	171	35651	167	52010	23	55005	23
25622	70	35146	171	35655	165	52011	23	55006	23
25625	70	35178	170	35695	167	52015	23	55007	23
25626	70	35179	170	35696	167	52016	23	55015	23
25628	70	35188	170	35697	167	52030	23	55019	253
25652	70	35189	170	35698	166	52031	23	55020	253
25684	70	35199	171	35712	167	52040	23	55021	253
25685	70	35203	170	35713	167	52041	23	55022	253
25743	69	35210	170	35750	166	52042	23	55023	253
25748	69	35221	170	35782	167	52044	23	55024	253
25811	334	35222	170	35785	167	53200	261	55025	253
26001	96	35223	170	35794	171	53210	261	55026	253
26002	96	35300	164	35798	168	53220	261	55027	253
26003	96	35303	164	35800	169	53251	261	55029	253
26004	96	35304	164	35925	161	53252	261	55030	253
26005	96	35305	164, 165	36700	163	53253	261	55031	253
26010	96	35306	164, 165	36702	163	53254	261	55032	253
26011	96	35307	164, 165	36715	163	53255	261	55033	253
26013	96	35308	164, 165	4		53256	261	55035	252
26015	96	35309	164, 165		40005	178	53258	261	55047
26016	96	35311	164, 165	40015	178	53259	261	55048	253
26017	96	35312	164, 165	40015	178	53260	261	55050	32
26020	98	35313	164, 165	40094	177	53261	261	55051	32
26160	311	35314	164, 165	40202	177	53262	261	55058	32
26161	311	35315	164, 165	40212	177	53263	261	55063	252
26162	311	35324	169	40213	177	53272	261	55075	309
26163	311	35325	169	40500	176	53273	261	55076	309
26164	311	35326	169	40502	178	53274	261	55119	263
27180	310	35327	169	40512	176	53275	261	55120	263
27181	95	35328	169	40514	176	53276	261	55121	263
3		35329	169	40515	176	53277	261	55122	263
		35334	169	40518	176	53278	261	55123	263
30101	161	35338	169	40522	176	53279	261	55124	263
30102	161	35339	169	40528	176	53280	261	55125	263
30813	152	35341	169	44910	179	53281	261	55126	263
30913	156	35344	169	44911	179	53282	261	55127	263
30914	156	35345	169	44912	179	53283	261	55128	263
30915	156	35347	169	44915	179	53284	261	55129	263
30916	156	35348	169	44916	179	53285	261	55130	263
30922	156	35354	170	44917	179	53511	257	55131	263
30925	161	35400	168	44917	179	53512	257	55132	263
30954	160	35401	168	45050	179	53513	257	55133	263
30957	160	35403	168	45052	179	53514	257	55134	263
31031	157	35419	152	45055	179	53515	257	55152	263

No.	Page	No.	Page	No.	Page	No.	Page	No.	Page
55163	267	55793	258	56711	27	61358	190	70031	21, 24
55199	263	55795	266	56717	27	61359	190	70032	21, 24
55316	255	55796	266	56718	27	61360	190	70033	21, 24
55316 / 55851	265	55799	258	57050	143	61700	188	70040	20, 21
55317	255, 267	55800	258	57900	64	61701	188	70041	16, 17, 18, 21
55318	263	55807	263	57915	66	61702	189	70042	17, 21
55319	263	55808	263	57921	65, 67	62200	195	70045	20, 21
55321	255	55809	263	57922	65, 67	62203	195	70047	21
55324	263	55816	258	57923	65, 67	62206	195	70048	21
55502	271	55826	263	57979	65	62211	196	70052	21
55503	271	55832	263	57981	65, 67	62212	196	70053	20, 21
55504	271	55844	262	57983	65, 67	62213	196	70055	15, 19, 21
55505	254	55851	255	57985	65, 67	62214	196	70060	20, 21
55506	271	55854	255, 267	57986	65, 67	62215	196	70063	21
55517	255	55918	263	57987	65, 67	62216	196	70064	20, 21
55518	255	55924	262	57988	65, 67	62217	196	70065	17, 21
55524	255, 263	56015	137	57989	65, 67	62219	196	70067	21
55546	255	56045	137	57990	65, 67	62221	196	70068	21
55585	255	56047	141	57991	65, 67	62224	196	70070	15, 19, 21
55586	255	56049	137	58010	65, 67	62226	196	70072	15, 21, 25
55587	255	56050	137	58011	65, 67	62227	196	70074	137
55588	255	56051	137, 265	58012	65, 67	62230	195	70080	16, 21
55589	255	56056	141	58013	65, 67	62231	196	70081	21
55590	255	56057	137	58014	65, 67	62232	196	70086	20, 21
55591	255	56060	141	58015	65, 67	62233	196	70087	20, 21
55592	255	56061	141	58016	65, 67	62234	196	70105	16, 21
55593	255	56062	141	58020	65, 67	62235	196	70108	15, 21, 25
55594	255	56063	141	58021	65, 67	62236	196	70109	15, 21, 25
55595	255	56064	141	58022	65, 67	62237	196	70113	305
55596	255	56065	141	58023	65, 67	62291	196	70114	305
55597	255	56120	139	58182	65, 67, 234	64001	197	70115	307
55598	255	56125	139	58185	65, 67	64020	197	70116	307
55684	265	56150	139	58520	27	65000	191	70118	321
55685	265	56175	139	58527	27	65008	135	70119	321
55686	265	56198	139	58528	27	65010	135	70125	305
55717	267	56199	139	58529	27	65013	135	70142	17, 21
55718	267	56200	139	59000	25	65015	135	70148	306
55719	267	56250	139	59035	25	65030	197	70150	306
55721	267	56253	139	59042	25	65035	197	70151	306
55738	266	56254	139	59050	25	65036	197	70152	306
55742	267	56255	139			65037	197	70153	306
55743	267	56335	141	6		65038	197	70154	306
55744	267	56465	139	60200	183	65039	197	70155	306
55745	267	56466	139	60201	183	65040	197	70156	306
55746	267	56475	139	60203	183	65041	197	70157	306
55747	267	56488	137, 139	60250	185	65042	197	70158	306
55748	267	56500	141	60251	185	65043	197	70159	306
55749	267	56501	141	60999	183	65044	197	70160	306
55750	267	56504	142	61001	184	66080	191	70161	306
55751	267	56505	142	61011	189	69111	211	70162	306
55752	267	56506	142	61014	189	69112	211	70163	306
55753	267	56507	142	61017	189	69113	211	70166	307
55759	267	56508	142	61018	189	69117	211	70167	307
55760	258	56509	142	61030	189	69118	211	70168	306
55768	266	56510	142	61041	189	69119	211	70189	306
55769	258	56511	142	61100	219	69601	205	70190	306
55772	258	56512	142	61105	220	69603	205	70191	306, 307
55773	258	56514	142	61106	220	69615	205	70192	306, 307
55774	258	56521	142	61115	220			70193	306
55775	258	56522	142	61120	220	7		70194	306, 307
55776	258	56523	142	61130	185	70006	21	70195	306
55777	258	56602	27	61185	184	70010	16, 21	70196	306
55778	258	56603	27	61186	184	70011	16, 21	70197	306
55779	258	56604	27	61190	219	70015	16, 21	70198	306
55780	258	56605	27	61315	183	70023	21	70199	306
55782	258	56607	27	61340	190	70027	15	70200	306
55783	258	56608	27	61352	190	70029	15, 21	70201	306, 307
55787	263	56710	27	61353	190	70030	17, 21	70202	306

Index

Numerical

No.	Page	No.	Page	No.	Page	No.	Page	No.	Page
70203	306, 307	70417	308	70970	319	72090	223	72350	233, 242
70204	306, 307	70418	314	70972	319	72095	223	72351	233, 242
70205	306	70419	314	70974	319	72100	224, 235	72360	240
70206	306	70420	314	70976	319	72101	233, 235	72363	239
70207	306	70421	314	70980	319	72102	235	72375	240
70208	306	70422	314	70981	319	72110	235	72376	240
70220	315	70423	314	70982	319	72111	235	72377	240
70221	315	70424	314	70983	319	72112	235	72398	242
70222	315	70425	314	70984	319	72120	233, 235	72412	245
70223	315	70426	314	70985	319	72121	233, 235	72413	225, 245
70225	321	70427	314	70986	319	72122	233	72414	245
70226	321	70439	312	70987	319	72130	235	72415	245
70227	321	70441	291, 314	70988	319	72131	235	72420	245
70228	320	70442	291, 314	70989	319	72135	235	72421	245
70235	307	70443	291, 314	70992	319	72140	235	72422	245
70240	309	70444	291, 314	71019	17, 21	72142	235	72423	245
70241	309	70445	291, 314	71085	18, 21	72150	245	72424	245
70242	307	70475	313	71095	321	72151	245	72425	225
70243	307	70490	313	71206	26	72154	240	72428	237
70244	307	70521	303	71213	26	72158	239	72431	237
70245	307	70522	303	71215	26	72159	239	72433	237
70246	307	70523	303	71216	26	72161	239	72435	237
70247	307	70527	302	71217	26	72162	239	72441	237
70250	309	70528	302	71222	26	72163	239	72442	237
70252	321	70529	302	71250	133	72164	240	72443	237
70257	309	70545	308	71251	133	72165	239	72444	237
70262	307	70548	308	71256	133	72166	240	72451	237
70263	307	70571	307	71257	133	72169	240	72452	237
70264	307	70572	307	71258	133	72170	240	72453	237
70265	307	70573	307	71259	133	72171	240	72455	237
70266	307	70574	307	71271	134	72175	240	72460	245
70267	307	70575	307	71272	129	72176	224, 240	72461	245
70268	309	70576	307	71286	325	72177	240	72462	245
70269	309	70591	303	71287	325	72178	240	72463	245
70271	314	70592	303	71288	325	72185	241	72490	237
70272	314	70593	303	71289	325	72186	241	72494	224
70273	314	70600	129	71290	325	72187	241	72511	234
70274	314	70623	337	71291	325	72188	241	72514	234
70276	314	70661	318	71292	325	72193	242	72515	234
70277	314	70665	318	71293	325	72203	239	72522	245
70285	17, 21	70667	318	71294	325	72208	239	72525	224
70286	17	70670	335	71295	325	72210	245	72536	234
70289	32	70671	335	71296	325	72211	245	72538	234
70296	32	70672	335	71297	325	72221	239	72540	234
70301	323	70696	336	71298	325	72222	239	72541	234
70302	323	70698	336	71299	325	72229	240	72542	225
70340	19, 21	70700	335	71300	325	72234	240	72559	232-234
70341	19, 21	70710	335	71301	325	72250	242	72561	232, 234
70350	306	70711	335	71302	325	72251	242	72562	232, 234
70351	306	70712	335	71303	325	72261	240	72563	234
70352	306	70713	335	71304	325	72263	239	72585	232
70353	306	70714	335	71305	325	72264	239	72610	232
70354	306	70715	335	71310	325	72275	240	72631	226
70355	306	70721	335	71311	325	72276	240	72632	226
70356	306	70722	335	71450	131	72277	240	72638	234
70374	306	70731	335	71451	131	72278	241	72666	234
70375	306	70732	335	71453	131	72284	241	72686	226
70376	306	70733	335	71454	131	72285	241	72687	226
70377	306	70734	335	71470	131	72286	241	72688	227
70378	306	70740	336	71975	224	72289	241	72689	227
70379	306	70751	142, 336	71976	224	72295	242	72705	234
70380	306	70752	336	71991	222	72299	241	72810	247
70401	16, 21	70950	319	72003	224	72321	233, 239	72812	247
70402	16, 21	70951	319	72005	223	72322	233, 239	72820	247
70413	312	70954	319	72016	224, 229	72325	233, 239	72915	234
70414	312	70955	319	72071	222	72329	233, 240	72918	231
70415	308	70956	319	72072	222	72341	241	72942	225
70416	308	70957	319	72073	222	72348	241	72970	233

No.	Page	No.	Page	No.	Page	No.	Page	No.	Page
72971	233	87800	291	114040	326	224500	291	511427	171
73152	258, 316	88700	25	114041	326	252100	320	511428	171
73153	316	88701	25	114043	326	259008	282	520849	159
73161	316	88716	25	114044	326	259010	282	520850	159
73162	316	88720	25	114046	326	259060	282	520856	159
73200	312	88726	25	114051	326			520857	159
73201	312	88732	25	114052	326	30		520865	159
73202	312	88777	25	114054	326	300013	26	520866	159
73206	312	88812	18	114057	326	310411	265	520867	159
73208	312	88815	18	114060	326	321216	263	530250	172
73209	312	88818	18	114064	326	321218	263, 267	530261	176
73210	312	88822	18	114065	326	321300	323	530310	172
73212	312	89501	290	114067	326	321523	323	540360	171
73213	312	89503	290	114070	326	321524	323	540365	171
73214	312	10		114079	326	321525	323	540620	172
73280	310			114083	326	321526	323	540621	172
73290	310	111401	332	114089	326	321528	323	540622	172
73291	310	111405	332	114092	326	321529	323	540625	172
73293	310	111406	332	114098	326	321530	323	540626	172
73297	310	111411	332	114102	326	322823	334	540627	172
73298	310	111412	332	114105	326	322824	334	540640	172
73299	310	111413	332	114111	326	322825	334	540641	172
73570	316	111418	332	114114	326	322922	334	540675	172
73571	316	111419	332	114127	326	323126	317	540676	172
73575	317	111420	332	114161	326	324559	322	540850	172
74629	205, 206	111421	332	114162	326	324577	322	540851	172
75010	321	111422	332	114171	326	324588	322	540855	172
75011	321	111424	332	114175	326	324737	322	561351	173
75012	321	111426	332	114201	326	324739	322	561352	173
75013	321	111427	332	114202	326	324800	322	80	
75014	321	111429	49, 332	168605	286	350850	308	816990	324
75015	321	111431	332	168713	286, 287	350900	308	817000	324
75016	321	111432	332	169200	285	351043	311	817003	324
75020	321	111437	332	170016	277, 290	351044	311	817005	324
75021	321	111439	332	170061	285	351050	321	817012	324
75022	321	111440	332	170062	285	351220	189	817017	324
75023	321	111445	332	170063	285	351221	189	817022	324
75024	321	111447	332	170064	285	351222	189	817032	324
75025	321	111449	49, 332	170501	280	351223	189	817037	324
75026	321	111452	332	170502	280	351225	189	817042	324
76008	246	111454	332	170545	280	351226	189	817047	324
76020	246	111455	332	170546	280	351227	189	817052	324
76053	247	111456	332	170547	280	351228	189	817057	324
76063	247	112040	328	170600	280	351231	189	817062	324
76065	247	112042	328	170601	280	351232	189	817067	324
76066	247	112044	328	170602	280	351233	189	817072	324
76067	247	112046	328	170604	281	351257	189	817077	324
76068	247	112047	328	170605	281	351260	189	817082	324
76070	247	112049	328	170606	280	351261	189	817092	324
76073	247	112050	328	170607	280	351262	189	817097	324
76082	247	112052	328	170608	280	351263	189	817102	324
76088	247	112053	328	170912	288	351265	189	817104	324
76089	247	112054	328	170913	288	351271	189	817106	324
76090	247	114014	326	170931	288	351272	189	817108	324
77050	334	114016	326	170932	288	40		817110	324
77090	334	114017	326	170950	290	402308	337	842100	26
77397	320	114019	326	171505	280	402311	337	849064	315
77503	247	114022	326	173204	290	402312	337	849065	315
77506	247	114025	326	173205	290	402317	337	849293	315
78551	224	114028	326	175001	99, 290, 313	462212	59	849299	315
78576	225	114029	326	20		462215	59	849306	315
78580	233	114030	326	222401	98	462218	59	849308	315
78581	233	114032	326	222402	98	462222	59	849334	315
8		114033	326	222403	98			849335	315
80679	21	114035	326	222409	98	50		849554	315
85800	290	114036	326	222412	98	510105	172	854179	173
87309	283	114037	326	222413	98	510106	172	854180	173
		114038	326	222601	98			854181	173

Index

Numerical

No.	Page	No.	Page	No.	Page	No.	Page	No.	Page
854182	173	800		100000627	166	1000001714	230	1000002267	115
854183	173			100000629	166	1000001727	231	1000002307	105
854184	173		865008700	131	100000631	171	1000001728	231	1000002449
854185	173	900		100000633	171	1000001729	231	1000002450	340
854186	173			100000642	166	1000001730	231	1000002641	340
854187	173			100000720	142	1000001731	231	1000002763	340
854188	173	995830200	69	100000721	142	1000001732	231	1000003334	339
854390	318	996277400	65	100000722	142	1000001734	333	1000003338	339
855360	337	1000		100000723	142	1000001738	69	1200	
856907	337			100000743	166	1000001745	338		
856911	337		100000057	278	100000762	171	1000001747		19
865781	30	100000058	278	100000764	171	1000001748	15	1300	
865782	30	100000108	115	100000842	206	1000001762	222		
865783	30	100000109	115	100000850	142	1000001807	113		1300003336
865784	30	100000110	114	100000860	205	1000001808	113	1300003337	339
865785	30	100000111	115	100000882	206	1000001810	113, 115	1300003541	339
865786	30	100000112	115	100000995	207	1000001811	113, 115	1300003649	339
865787	30	100000113	115	100000999	260	1000001840	107	1500	
865788	30	100000116	114	100001000	260	1000001877	108		
865789	30	100000117	116	100001001	108	1000001879	107		1500000024
865790	30	100000118	116	100001039	304	1000001924	107	1500000025	281
865791	30	100000119	116	100001068	304	1000001925	107	1500000026	281
865793	30	100000120	116	100001134	216	1000001926	107	1500000027	281
865795	30	100000121	116	100001231	285	1000001927	107	1500000028	281
865796	30	100000122	116	100001245	257	1000001955	340	1500000029	281
865798	30	100000124	115	100001256	229	1000001959	109	1500000030	281
865799	30	100000125	115	100001257	229	1000002002	15	1500000031	281
200		100000133	177	100001263	151	1000002011	133	1500000032	281
		100000134	177	100001264	151	1000002016	133	1500000052	206
		100000135	177	100001270	257	1000002035	323	1500000087	337
211111116	161	100000136	178	100001273	113 - 121	1000002036	328	1500000115	220
211121116	161	100000137	178	100001274	113 - 121	1000002037	329	1500000116	220
221031500	157	100000138	277	100001393	115	1000002038	331	1500000117	220
221031800	157	100000145	217	100001394	115	1000002065	113	1500000120	211
221131416	156	100000173	115 - 121	100001425	338	1000002067	113	1500000122	209, 210
221131616	156	100000190	217, 218	100001426	280	1000002068	113	1500000123	209, 210
221131916	156	100000212	142	100001427	280	1000002069	113	1500000134	143
221132216	156	100000213	300	100001431	59	1000002077	19	1500000135	221
223090616	160	100000214	300	100001501	114	1000002085	211	1500000136	221
223090716	160	100000215	300	100001502	113	1000002108	340	1500000157	218
223090916	160	100000216	300	100001545	69	1000002109	340	1500000200	218
223214500	160	100000217	301	100001548	69	1000002111	105	1500000201	218
223215100	160	100000218	301	100001549	69	1000002112	105	1500000202	218
223215700	160	100000222	97	100001550	69	1000002113	105	1500000203	217, 218
223216300	160	100000223	97	100001551	69	1000002114	105	1500000236	31
231010000	160	100000224	99	100001552	69	1000002115	105	1500000237	31
232010000	160	100000225	99	100001553	69	1000002116	105	1500000255	63
233510000	160	100000230	97	100001554	69	1000002117	105	1500000439	235
236010000	160	100000231	97	100001559	69	1000002118	105	1500000459	155, 158
242206000	161	100000235	115 - 121	100001561	70	1000002119	105	1500000696	205
252010000	160	100000236	115 - 121	100001563	70	1000002120	105	1500000789	254
263005400	167	100000328	301	100001564	69	1000002180	325	1500000790	254
263005600	167	100000390	158	100001565	69	1000002181	325	1500000792	254
263005700	167	100000430	338	100001566	69	1000002182	325	1500000793	254
263005800	167	100000442	191	100001567	69	1000002188	304	1500000794	254
700		100000445	59	100001647	323	1000002189	304	1500000795	254
		100000512	158	100001648	328	1000002190	15	1500000817	211
		100000514	158	100001649	329	1000002192	19	1500000914	220
701011500	20	100000529	166	100001650	331	1000002194	306	1500000922	190
750004100	17	100000532	254	100001651	333	1000002195	341	1500000932	207
751004200	17, 21	100000539	279	100001652	107, 333	1000002196	341	1500001235	221
762955300	70	100000540	279	100001653	107, 211	1000002197	341	1500001236	221
762955700	70	100000541	279		333	1000002198	341	1500001299	337
766004016	56	100000548	166	1000001654	107, 211	1000002199	341	1500001320	337
766100016	57	100000558	166		333	1000002222	15	1500001324	224
767050016	59	100000569	279	1000001691	105, 107	1000002223	341	1500001351	143
767750016	59	100000570	279	1000001711	230	1000002242	105	1500001352	143
775004000	65, 67	100000572	279	1000001712	230	1000002266	115	1500001353	143
775504100	65, 67	100000620	166	1000001713	230				
		100000626	304						

No.	Page	No.	Page	No.	Page	No.	Page
1500001355	151	FF00085	48	FF35045	50	FF44808	46
1500001460	337	FF00090	48	FF35050	50	FF44810	46
1500001461	337	FF00100	48	FF35055	50	FF44812	46
1500001468	337	FF00105	48	FF35060	50	FF44814	46
1500001472	208, 209	FF00110	48	FF35065	50	FF44815	46, 49
1500001509	314	FF00120	48	FF35070	50	FF44816	46
1500001510	314	FF00125	48	FF35075	50	FF44818	46
1500001547	320	FF00130	48	FF35080	49	FF44820	46, 49
1500001548	320	FF00140	48	FF35091	49	FF44822	46
1500001583	320	FF00150	48	FF35092	49	FF44824	46
1500001990	143	FF00160	48	FF35095	49	FF44825	46
1500002182	337	FF00170	48	FF35101	49	FF44826	46
1500002239	340	FF00180	48	FF35120	49	FF44828	46
1500002241	283	FF00200	48	FF35121	49	FF44830	46
1500002253	231	FF00220	48	FF35122	49	FF44832	46
1500002254	231	FF00250	48	FF35126	49	FF44835	46
1500002255	231	FF00280	48	FF35129	49	FF44836	46
1500002256	231	FF00300	48	FF35130	49	FF44838	46
1500002257	231	FF00350	48	FF35144	51	FF44840	46
1500002258	231	FF00400	48	FF35190	49	FF44842	46
1500002259	231	FF00450	48	FF35200	49	FF44845	46
1500002260	231	FF00500	48	FF35210	51	FF44850	46
1500002261	231	FF00610	48	FF35301	39, 50	FF44855	46
1500002262	231	FF00612	48	FF35302	39, 50	FF44860	46
1500002263	231	FF00614	48	FF35700	39, 50	FF44865	46
1500002264	231	FF00615	48	FF35710	49	FF44867	46
1500002265	231	FF00616	48	FF35730	50	FF50007	49
1500002266	231	FF00618	48	FF35740	49	FF50008	49
1500002267	231	FF00620	48	FF35750	39	FF55131	50
1500002268	231	FF00624	48	FF35751	39	FF55201	50
1500002271	231	FF00625	48	FF40056	50	FF55374	51
1500002453	324	FF00626	48	FF40150	39	FF55388	51
1500002454	324	FF00628	48	FF40165	41	FF55447	51
1500002613	208	FF00630	48	FF40220	41, 43	FF55448	51
1500002614	208	FF00632	48	FF40400	43, 45	FF60150	39
1500002615	209	FF00635	48	FF44030	47		
1500002616	209	FF00638	48	FF44040	47	R	
1500002637	287	FF00640	48	FF44050	47	R2301500	57
1500002676	186	FF00645	48	FF44060	47	R2403200	56
1500002677	186	FF00650	48	FF44070	47	R2403300	56
1500002824	332	FF00655	48	FF44080	47	R2403400	56
1500002825	332	FF00660	48	FF44090	47	R2403500	56
1500002826	332	FF00665	48	FF44100	47	R6112500	183, 185
1500002827	332	FF00670	48	FF44110	47	R7128100	325
1500002828	332	FF00675	48	FF44120	47	R7128200	325
1500002829	332	FF00680	48	FF44130	47	R7128300	325
1500002845	189	FF00685	48	FF44140	47	R7128400	325
1500002846	189	FF00690	48	FF44150	47	R7128500	325
1500002847	189	FF00695	48	FF44160	47	R08730516	283
1500002848	189	FF00700	48	FF44170	47	R17300416	289
1500002851	189	FF00705	48	FF44180	47		
1500002852	189	FF00710	48	FF44200	47	V	
1500002853	189	FF00715	48	FF44220	47	V12102000	184
1500002876	189	FF00720	48	FF44250	47	V12110016	184
		FF00725	48	FF44300	47		
F		FF00730	48	FF44620	47		
FF00020	48	FF30030	45	FF44630	47		
FF00025	48	FF30150	41	FF44640	47		
FF00030	48	FF30250	43	FF44650	47		
FF00040	48	FF34150	41	FF44660	47		
FF00045	48	FF34160	41	FF44670	47		
FF00050	48	FF34200	43	FF44680	47		
FF00055	48	FF34260	43	FF44690	47		
FF00060	48	FF34500	45	FF44700	47		
FF00065	48	FF35015	49	FF44710	47		
FF00070	48	FF35026	39, 50	FF44720	47		
FF00075	48	FF35029	50	FF44730	47		
FF00080	48	FF35040	50	FF44806	46		

Legend

Abbreviations

Abbreviation	Description
A/S	Acetylene / Oxygen
ABS	Acrylonitrile-Butadiene-Styrene
ADR	Accord européen relatif au transport international des marchandises dangereuses par route (french)
AG	Silver
AL	Aluminium
AMS	Acetylen-Maxigas-Oxygen
AS	Non-slip
B	Petrol, Gas
BGV	Trade Associations Occupational Health and Safety Regulations
BSP	British Standard Pipe, Standard Withworth Thread as per ISO 228-1, DIN 259
BSPP	British Standard Pipe Parallel Thread, Cylindrical Pipe Thread as per ISO 7-1, EN 10226 (old DIN 2999)
BSPT	British Standard Taper Pipe Thread
BSR	Band Saw Pipe
BSW	British Standard Parallel Screw: Thread of Whitworth Form B.S.W. B.S 84
BTU	British Thermal Unit
CE	European Community
CEN	European Committee for Standardization
CFC	Chlorofluorocarbons
CFM	Cubic Feet per Minute
CFT	Constant Force Technology
CL	Channel Lock
CNC	Computerized Numerical Control
CU	Copper
DK	Pressure Class
DN	Diameter Nominal
DVGW	German Association for Gas & Water Applications
DVS	German Association for Welding
EAN	European Article Number
EPT	Enclosed Power Transmission
FE	Iron
FS	Guide Hose
G	Cylindrical External Thread, EN-ISO 228-1
GW	Gas / Water
HCFC	Hydrochlorofluorocarbons
HD	High Pressure
HFC	Hydrofluorocarbons
HFCKW	Virgin Hydro Chlorofluorocarbons
HFKW	Virgin Hydrofluorocarbons
HM	Carbide
HRC	Hardness Rockwell Cone
HSS	High Speed Steel
HZ	Hertz
IP	International Protection
ISO	International Organization for Standardization
Kcal	Kilocalorie
KSO	Capillary Gap Optimizer
L	Large
LCD	Liquid Crystal Display

Legend

Abbreviations

Abbreviation	Description
LED	Light Emitting Diode
MIM	Metal Injection Molding
MPa	Megapascals
MS	Brass
MSR	Multi-layered Composite Pipe
NM	Newton Metre
NPT	National Pipe Thread (Standard US - ASME B1.20.1)
PB	Polybutylene
PD	Power Driver
PD-E	Power Drive-Electronic
PE	Polyethylene
PEX	Cross-linked Polyethylene
PL	Plastic
PP	Polypropylene
PS	Professional
PSI	Pound-Force per Square Inch
PVC	Polyvinyl Chloride
PVDF	Polyvinylidene Fluoride
RC	RODIACUT
SAE	Society of Automotive Engineers
SD-Card	Secure Digital-memory Card
SDR	Standard Dimension Ratio
SMK	Spiral with Plastic Core
SML	Super Metal Delivery Program
SP	Standard Plier
SP	Special Performance
SPK	Standard Plastic Plier
SS	Quick Cut
SW	Spanner Size
TC	Tube Cutter
TFT	Thin-film Transistor
TiN	Titanium Nitride Coating
TPI	Bits per Inch
TRGI	Technical Guidelines for Gas Installations
TRWI	Technical Guidelines for Water Installations
TÜV	Technical Inspection Association
UKS	Orbital Circular Saw
UNC	Unified Coarse Threads
UNF	Unified Fine Thread
VA (Stahl)	Stainless Steel, Corrosion Resistant Steel
VCR	Video Cassette Recording
VDE	Registered Association of the Electrical, Electronic and Information Technology
VPE	Packaging Unit
WG	Hot Gas
ZN	Zinc
ZPZ	Bits per Inch
ZVSHK	German Central Association Plumbing, Heating and Air Conditioning












Legend

Pictograms

Power supply

 AC 230 V	 AC 115 V	 AC 110 V	 Three-phase current 400 V	 Battery- powered	 Cable length 5 m
 Battery + AC operation possible	 Battery operation	 Battery charger	 AKKU 4 ALL 18V ROTHENBERGER ROTHENBERGER Battery Platform		

Working process

 Can be used overhead	 Can be used in confined spaces	 Suitable for tight spaces	 Basic Basic soft soldering up to 450 °C	 Hot Hot brazing 450 ° - 1100 °C	 Max Max autogen welding 1100 °C
 fast cut Fast cut	 No deformation from use	 Dry Dry drilling	 Wet Wet drilling	 Up to 50% time-saving 50 %	 Portable operation
 360° 360° rotatable	 Fine Fine adjustment of the flame				

Product features

 Ergonomic design	 DIN -Norm Meets DIN standards	 VDE geprüft VDE approved	 Propane control	 Oxygen control	 Acetylene control
 Shock absorption	 Off On On / off switch	 LED LED display	 Sturdy casing	 Extension of hose possible	 Piezo Piezo ignition
 Economy valve	 Off On Pressure hose ball valve	 Inspection window	 Pressure hose length	 off Emergency stop switch	 lock Lock button
 Bayonet coupling	 click Push lock	 Thread lock	 Pressure gauge display adjustable	 class 1.6 Pressure gauge class 1 - 6	 Pressure gauge size
 Filling supports	 Counter display	 Balance point in handle	 Cable length	 Measuring accuracy up to g	 max. Scale range max. kg
 Transport case	 Heed safety warning	 Heed indus- trial safety	 Touchscreen	 USB With USB connection	 With video function
 With photo function	 SD Memory card	 WiFi WiFi	 ROCASE ROCASE Case System	 DURA LAZR TEC DURA LAZR TEC Laser hardening Process	 5 5-Year- EXCHANGE GUARANTEE*

ROTHENBERGER Enclosed Power Transmission

The **EPT®-Technology (Enclosed Power Transmission)** of the expander head offers the following technical benefits:

Concealed bent lever:

Protection against dirt and external mechanical damage

Energy efficient through optimised force transmission:

Ergonomic, highly optimised force flow in relation to the hand force of the user, therefore reducing effort



ROTHENBERGER Titannitrid coating

The golden **TiN Coating (Titannitrid-coating)** of the expander head offers the following technical benefits:

High durability 2,300 HV:

Protection against abrasive wear

Lower friction value compared to steel:

Less effort

Good chemical resistance:

Good protection against corrosion

Universal wear resistance:

Long-lasting



ROTHENBERGER Constant Force Technology

The **CFT® (Constant Force Technology)** guarantees a constant axial pressing force over the entire service interval.

A very important requirement for the production of sealed press connections CFT® guarantees:

ROMAX® Compact TT

19-21 kN for 40,000 press cycles

ROMAX® AC ECO

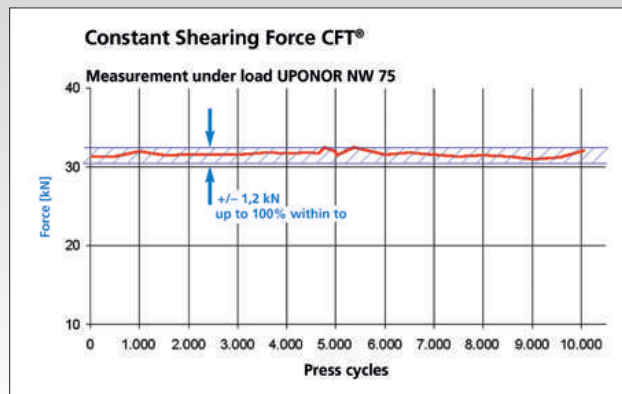
32-34 kN for 10,000 press cycles

ROMAX® 4000

32-34 kN for 40,000 press cycles

ROMAX® 3000 AC

32-34 kN for 20,000 press cycles



ROTHENBERGER DURAMAG® Technology

The **DURAMAG® Technology (High Tec Magnesium Body)** offers the following benefits:

- Improved performance
- Higher stability with considerably lower weight

DURA = Durable MAG = Magnesium



Packaging units

1 (12) = 1 Display, Content 12 pieces

1/12 = packaging units 1 pieces oder 12 pieces

Series of horizontal dashed lines for writing notes.



Lined area for notes with horizontal dashed lines.



Imprint

This catalog is a publication of
ROTHENBERGER Werkzeuge GmbH
Industriestraße 7
D-65779 Kelkheim / Germany
Telephone + 49 61 95 / 800-1
Fax + 49 61 95 / 800 - 84 00
info@rothenberger.com
Company register and number:
Königstein / Taunus, HRB 2732

Great care was taken in compiling this catalog and reproduction of the product information. Nevertheless we cannot completely exclude the possibility of error. For this reason, ROTHENBERGER disclaims any liability for any errors which may have arisen despite careful checking of the contents.

The design, compilations, performance data, features, dimensions and weight of products can alter as a result of further technical developments and adaptation of our products to the requirements and wishes of our customers, without any duty on our part to announce this in advance.

We are not obliged to alter already delivered products to match such new developments. We also reserve the right to remove articles from our product programme.

This catalog invalidates all previous versions.
Standard specifications are non-binding.

The operating instructions and suggestions for use and safety are non-binding and do not in any way replace legal or other regulations, such as employer's liability insurance association regulations, in the respective countries.

No part of this catalog may be reproduced in any way whether by reprinting, photocopying, putting onto microfilm or any other process, or be converted into a machine-readable language or stored in any electronic systems and processed there without prior written permission from ROTHENBERGER Werkzeuge GmbH.

It is not permitted to make any changes and additions to the catalog. We reserve all rights for all countries.

© 2018 ROTHENBERGER Werkzeuge GmbH, Germany

ROTHENBERGER Worldwide

- Australia** ROTHENBERGER Australia Pty Ltd
Unit 6, 13 Hoyle Avenue
Castle Hill • NSW 2154
Tel. + 61 2 / 98 99 75 77
rothenberger@rothenberger.com.au
www.rothenberger.com.au
- Austria** ROTHENBERGER Werkzeuge und Maschinen
Handelsgesellschaft m.b.H.
Gewerbeparkstraße 9 • A-5081 Anif
Tel. + 43 6246 / 72 0 91 - 250 • Fax + 43 6246 / 72 0 91 - 215
office@rothenberger.at
www.rothenberger.at
- Belgium** ROTHENBERGER Benelux b.v.b.a.
Antwerpsesteenweg 59 • B-2630 Aartselaar
Tel. + 32 3 / 8 77 22 77 • Fax + 32 3 / 8 77 03 94
info@rothenberger.be
www.rothenberger.be
- Brazil** ROTHENBERGER do Brasil LTDA
Av. Fagundes de Oliveira, 538 - Galpão A4
09950-300 - Diadema / SP - Brasil
Tel. + 55 11 / 4044-4748 • Fax + 55 11 / 4044-5051
vendas@rothenberger.com.br
www.rothenberger.com.br
- Bulgaria** ROTHENBERGER Bulgaria EOOD
Boul. Sitnjakovo 79 • BG-1111 Sofia
Tel. + 35 9 / 2 9 46 14 59 • Fax + 35 9 / 2 9 46 12 05
info@rothenberger.bg
www.rothenberger.bg
- China** ROTHENBERGER Pipe Tools (Shanghai) Co., Ltd.
Room 2124, AngLi Mansion • 697 Guang Fu Lin Road
SongJiang District, Shanghai 201613, China
office@rothenberger.cn
- Czech Republic** ROTHENBERGER CZ
Prumyslova 1306/7, 102 00 Praha 10
Tel. + 420 271 730 183 • Fax + 420 267 310 187
prodej@rothenberger.cz
www.rothenberger.cz
- France** ROTHENBERGER France S.A.
24, rue des Drapiers, BP 45033 • F-57071 Metz Cedex 3
Tel. + 33 3 / 87 74 92 92 • Fax + 33 3 / 87 74 94 03
info-fr@rothenberger.com
www.rothenberger.fr
- Germany** ROTHENBERGER Deutschland GmbH
Industriestraße 7 • 65779 Kelkheim/Germany
Tel. + 49 6195 / 800 81 00 • + 49 6195 / 800 37 39
verkauf-deutschland@rothenberger.com
www.rothenberger.com
- ROTHENBERGER Werkzeuge Produktion GmbH
Lilienthalstraße 71 - 87 • D-37235 Hessisch-Lichtenau
Tel. + 49 56 02 / 93 94 - 0 • Fax + 49 56 02 / 93 94 36
- Greece** ROTHENBERGER Hellas S.A.
Agias Kyriakis 45 • 17564 Paleo Faliro • Greece
Tel. + 30 210 94 02 049 • + 30 210 94 07 302 / 3
Fax + 30 210 94 07 322
ro-he@otenet.gr
www.rothenberger.com
- Hungary** ROTHENBERGER Hungary Kft.
Gubacsi út 26 • H-1097 Budapest
Tel. + 36 1 / 3 47 - 50 40 • Fax + 36 1 / 3 47 - 50 59
info@rothenberger.hu
www.rothenberger.hu
- India** ROTHENBERGER India Pvt. Ltd
Plot No 17, Sector - 37, Pace city-I
Gurugram, Haryana - 122 001, India
Tel. + 91124-4618900 • Fax + 91124-4019471
contactus@rothenbergerindia.com
www.rothenberger.in/en/
- Italy** ROTHENBERGER Italiana s.r.l.
Via G. Reiss Romoli 17 - 19 • I-20019 Settimo Milanese
Tel. + 39 02 / 33 50 601 • Fax + 39 02 / 33 50 0151
info@rothenberger.it
www.rothenberger.it
- Netherlands** ROTHENBERGER Nederland bv
Postbus 45 • NL-5120 AA Rijen
Tel. + 31 1 61 / 29 35 79 • Fax + 31 1 61 / 29 39 08
info@rothenberger.nl
www.rothenberger.nl
- Poland** ROTHENBERGER Polska Sp. z o.o.
Ul. Annopol 4A • Budynek C • PL-03-236 Warszawa
Tel. + 48 22 / 2 13 59 00 • Fax + 48 22 / 2 13 59 01
biuro@rothenberger.pl
www.rothenberger.pl
- Russia** ROTHENBERGER Russia
Avtosavodskaya str. 25
115280 Moscow, Russia
Tel./Fax. + 7 495 / 792 59 44
info@rothenberger.ru
www.rothenberger.ru
- Scandinavia** ROTHENBERGER Scandinavia A/S
Smedevænget 8 • DK-9560 Hadsund, Denmark
Tel. + 45 98 15 75 66 • Fax + 45 98 15 68 23
roscan@rothenberger.dk
www.rothenberger.se/dk/
- South Africa** ROTHENBERGER-TOOLS SA (PTY) Ltd.
P.O. Box 4360 • Edenvale 1610
165 Vanderbijl Street, Meadowdale Germiston
Gauteng (Johannesburg), South Africa
Tel. + 27 11 / 3 72 96 31 • Fax + 27 11 / 3 72 96 32
info@rothenberger.co.za
www.rothenberger.co.za
- Spain** ROTHENBERGER S.A.
Ctra. Durango-Elorrio, Km 2 • E-48220 Abadiano (Vizcaya)
(P.O. Box) 117 • E-48200 Durango (Vizcaya)
Tel. + 34 94 / 6 21 01 00 • Fax + 34 94 / 6 21 01 31
export@rothenberger.es
www.rothenberger.es
- Switzerland** ROTHENBERGER (Schweiz) AG
Herostr. 9 • CH-8048 Zürich
Tel. + 41 44 / 435 30 30 • Fax + 41 44 / 401 06 08
info@rothenberger-werkzeuge.ch
- Turkey** ROTHENBERGER TÜRKİYE
ROTHENBERGER Center, Barboros Bulvarı No:9
TR- 34775 Şerifali / Ümraniye İstanbul
Tel: + 90 216 449 24 85 • Fax: + 90 216 449 24 87
rothenberger@rothenberger.com.tr
www.rothenberger.com.tr
- UAE** ROTHENBERGER Middle East FZCO
PO Box 261190 • Jebel Ali Free Zone
Dubai, United Arab Emirates
Tel. + 971 / 48 83 97 77 • Fax + 971 / 48 83 97 57
office@rothenberger.ae
- ROTHENBERGER EQUIPMENT TRADING & SERVICES LLC
PO Box 91208 • Mussafah Industrial Area
Abu Dhabi, United Arab Emirates
Tel. + 971 / 25 50 01 54 • Fax + 971 / 25 50 01 53
servicecenter@rothenberger.ae
- UK** ROTHENBERGER UK Limited
2, Kingsthorpe Park, Henson Way
Kettering • GB-Northants NN16 8PX
Tel. + 44 15 36 / 31 03 00 • Fax + 44 15 36 / 31 06 00
info@rothenberger.co.uk
- USA** ROTHENBERGER USA L.L.C.
7130 Clinton Road • Loves Park, IL 61111, USA
Tel. + 1 / 80 05 45 76 98 • Fax + 1 / 81 56 33 08 79
customerservice-us@rothenberger.com
www.rothenberger-usa.com



ROTHENBERGER
pipetool technologies at work



**We connect people
with water and energy.
Safe. Sustainable.**



90560 / 03.18 / GB / MKT / SCH

Visit us:

rothenberger.com

 facebook.com/rothenberger

ROTHENBERGER Werkzeuge GmbH

Industriestraße 7
D-65779 Kelkheim / Germany

Telefon +49 6195 / 800 - 0

Telefax +49 6195 / 800 - 3500

info@rothenberger.com